

Suburb **INSIGHTS**

3192
CHELTENHAM



Data that shapes your suburb.

**Jellis
Craig**

Property Prices

Median House Price*

Median

\$1.27m

Quarterly Price Change

-1.86% ↓

Median Unit Price*

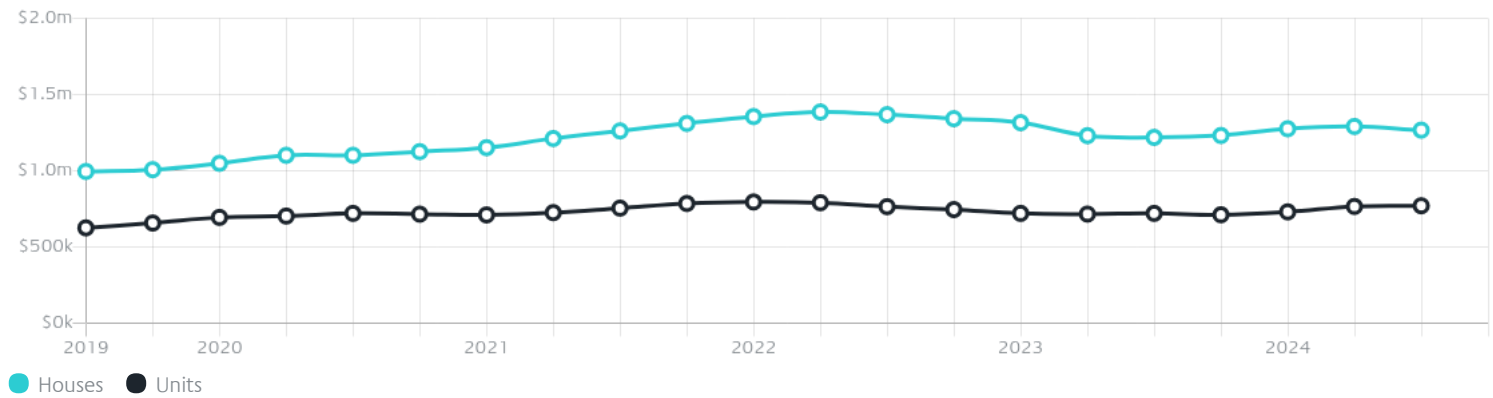
Median

\$770k

Quarterly Price Change

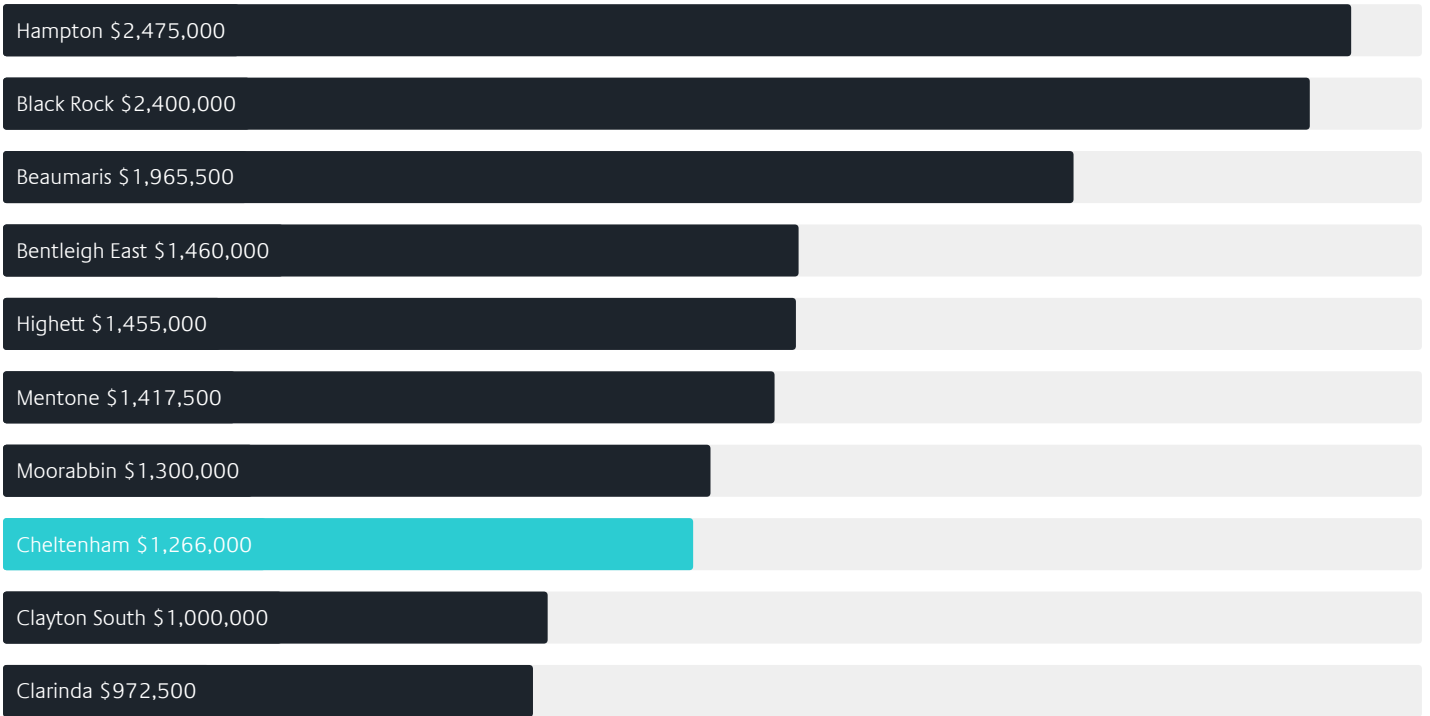
0.57% ↑

Quarterly Price Change*

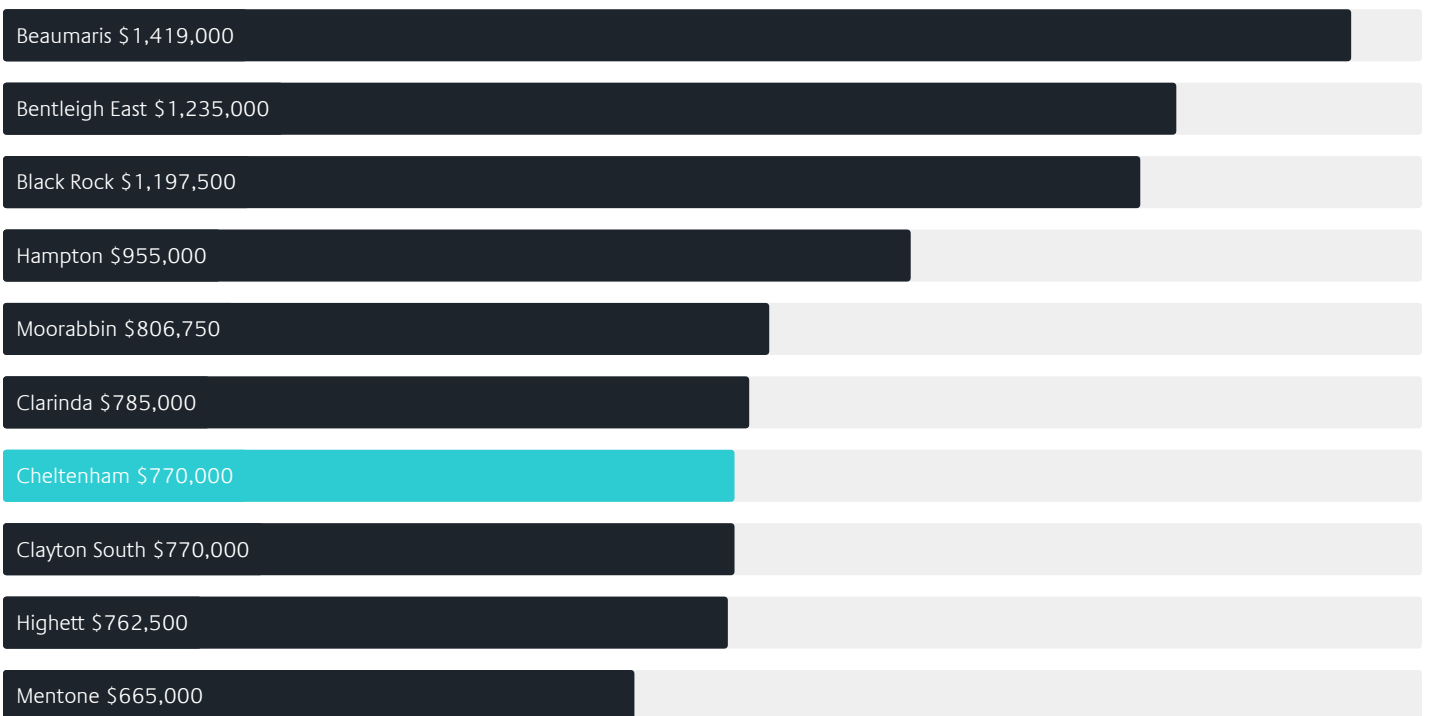


Surrounding Suburbs

Median House Sale Price*



Median Unit Sale Price*



Sales Snapshot

Sale Method^{*}



● Auction 77%
● Private 23%

Auction Clearance Rate^{*}

82.18%

Median Days on Market[^]

25 days

Average Hold Period^{*}

6.7 years

Insights

Dwelling Type[^]



● Houses 58% ● Units 42%

Ownership[^]



● Owned Outright 36% ● Mortgaged 40% ● Rented 24%

Population[^]

23,992

Median Asking Rent per week^{*}

\$700

Population Growth[^]

7.63%

Rental Yield^{*}

2.88%

Median Age[^]













40 years

Median Household Size[^]













2.4 people

Sold Properties~













Discover a snapshot of the most recent results for this suburb, to view the full 12 months of sales history, please go to jellisraig.com.au/suburbinsights

Address	Bedrooms	Type	Price	Sold
 26 Fairview Av Cheltenham	3	House	\$1,235,000	30 Nov 2024
 1/17 Moonda Gr CHELTENHAM	4	Townhouse	\$1,387,500	26 Nov 2024
 5/1379 Nepean Hwy Cheltenham	3	Apartment	\$391,000	25 Nov 2024
 22 Wallingford St CHELTENHAM	4	House	\$1,600,000	23 Nov 2024
 56/310 Warrigal Rd CHELTENHAM	2	Unit	\$660,000	23 Nov 2024
 17 Wembley Av Cheltenham	3	House	\$1,080,000	23 Nov 2024
 7 Delacombe Ct Cheltenham	4	House	\$1,525,000	23 Nov 2024
 21/105 Park Rd Cheltenham	2	Unit	\$775,000	23 Nov 2024
 1/41 Wallingford St Cheltenham	3	Townhouse	\$1,080,000	23 Nov 2024
 10/82-90 Wilson St CHELTENHAM	2	Unit	\$789,000	23 Nov 2024
 2b Jack Rd Cheltenham	2	Unit	\$825,000	23 Nov 2024
 4/18 Barrett St Cheltenham	3	Townhouse	\$828,888	22 Nov 2024

Sold Properties~

Address	Bedrooms	Type	Price	Sold
 6 Hermitage St Cheltenham	3	House	\$1,052,500	19 Nov 2024
 5 Camelia Gr Cheltenham	3	House	\$915,000	16 Nov 2024
 4a Higham St Cheltenham	2	Townhouse	\$935,000	16 Nov 2024
 2/45 Jean St Cheltenham	2	Unit	\$715,000	16 Nov 2024
 12A Erskine Av Cheltenham	4	Townhouse	\$1,625,000	16 Nov 2024
 81 Devon St Cheltenham	3	House	\$1,307,000	16 Nov 2024
 3 Oak Av Cheltenham	3	House	\$1,366,000	16 Nov 2024
 65 Central Park Wlk Cheltenham	2	Townhouse	\$745,000	14 Nov 2024
 15 Central Park Wlk Cheltenham	2	House	\$700,000	11 Nov 2024
 1/29 Garfield St Cheltenham	3	Townhouse	\$925,000	10 Nov 2024
 8/5 Maude St Cheltenham	2	Apartment	\$650,000	09 Nov 2024
 6 Elman Rd Cheltenham	2	Villa	\$835,000	09 Nov 2024

Sold Properties~

Address	Bedrooms	Type	Price	Sold
 28 Devon St Cheltenham	3	House	\$1,140,000	09 Nov 2024
 8/109 Weatherall Rd Cheltenham	1	Unit	\$452,500	01 Nov 2024
 4/94-96 Cavanagh St Cheltenham	2	Unit	\$635,000	31 Oct 2024
 76 Albenca St Cheltenham	5	House	\$1,800,000	29 Oct 2024
 44 Bernard St Cheltenham	3	House	\$1,185,000	26 Oct 2024
 21 Crawford St Cheltenham	2	House	\$1,300,000	26 Oct 2024
 2 Stuart Av Cheltenham	4	House	\$1,380,000	26 Oct 2024
 16 Ward St Cheltenham	2	Townhouse	\$530,000	26 Oct 2024
 52 Jells Rd Cheltenham	5	House	\$1,802,000	26 Oct 2024
 2/2 Fiona Ct Cheltenham	2	Unit	\$540,000	26 Oct 2024
 6 Correa Av Cheltenham	4	House	\$1,925,000	26 Oct 2024
 18 Amberley Dr Cheltenham	3	Townhouse	\$1,050,000	25 Oct 2024



Please contact your local Jellis Craig office

jelliscraig.com.au

Data is current as of PDF generation date 01/12/2024

* Updated Quarterly for the past 12 months

^ Updated daily for the past quarter

~ Updated daily: 33 recent results.

This publication contains data, analytics, statistics and other information supplied by PROPERTYDATAONLINE PTY LTD (PropertyData). The data provided in this publication is of a general nature and should not be construed as specific advice or relied upon in lieu of appropriate professional advice.

PropertyData relies upon data supplied by third parties and while the data is checked and reviewed, PropertyData does not warrant the accuracy or completeness of the information to the full extent permitted by the law and excludes all loss or damage howsoever arising (including through negligence) in connection with the data supplied by PropertyData. The State of Victoria owns the copyright in the Property Sales Data and reproduction of that data in any way without the consent of the State of Victoria will constitute a breach of the Copyright Act 1968 (cth). The State of Victoria does not warrant the accuracy or completeness of the Property Sales Data and any person using or relying upon such information does so on the basis that the State of Victoria accepts no responsibility or liability whatsoever for any errors, faults, defects or omissions in the information supplied.