

Suburb Report

Know your neighbourhood.



Property Prices

Median House Price*

Median

\$1.27m

Quarterly Price Change

0.00% ↓

Median Unit Price*

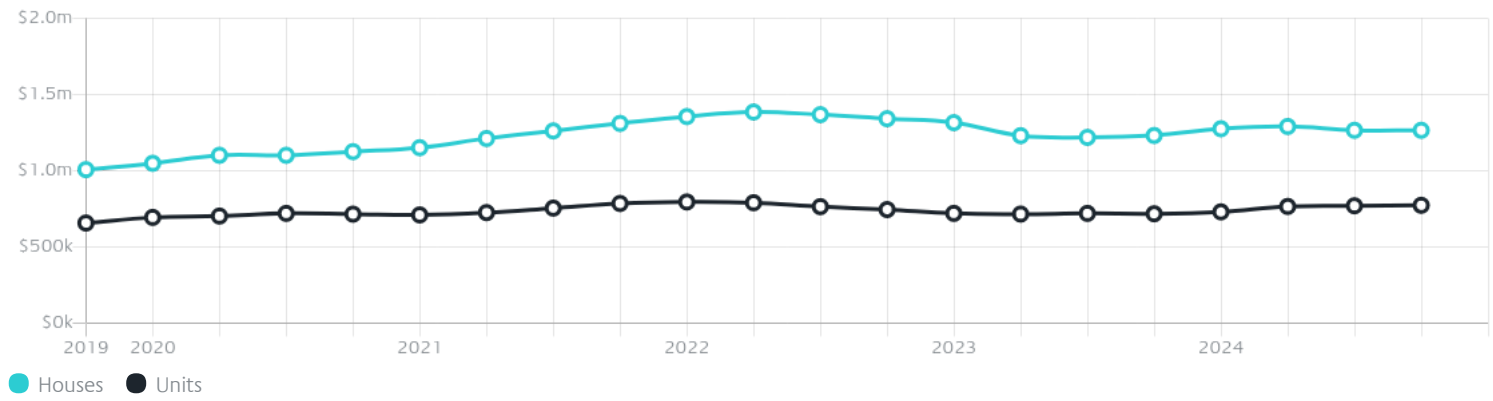
Median

\$773k

Quarterly Price Change

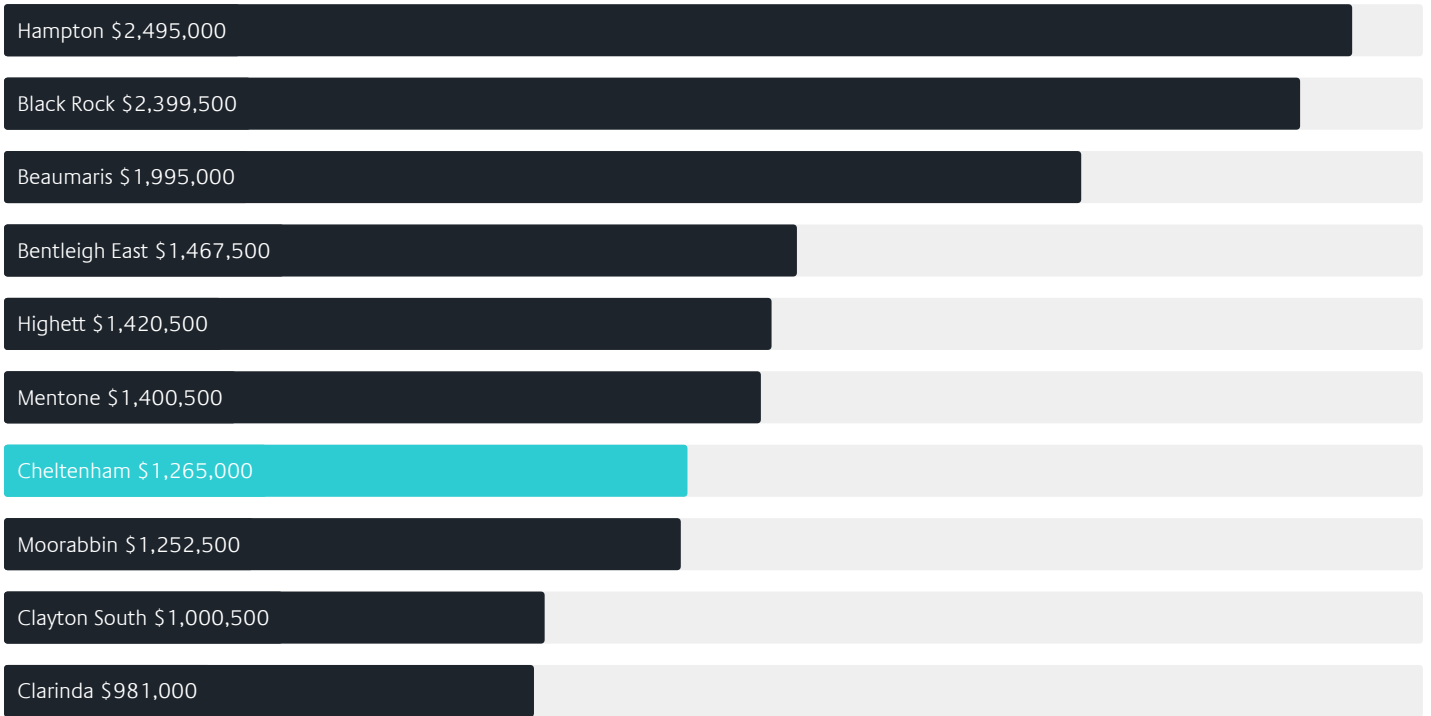
0.38% ↑

Quarterly Price Change*

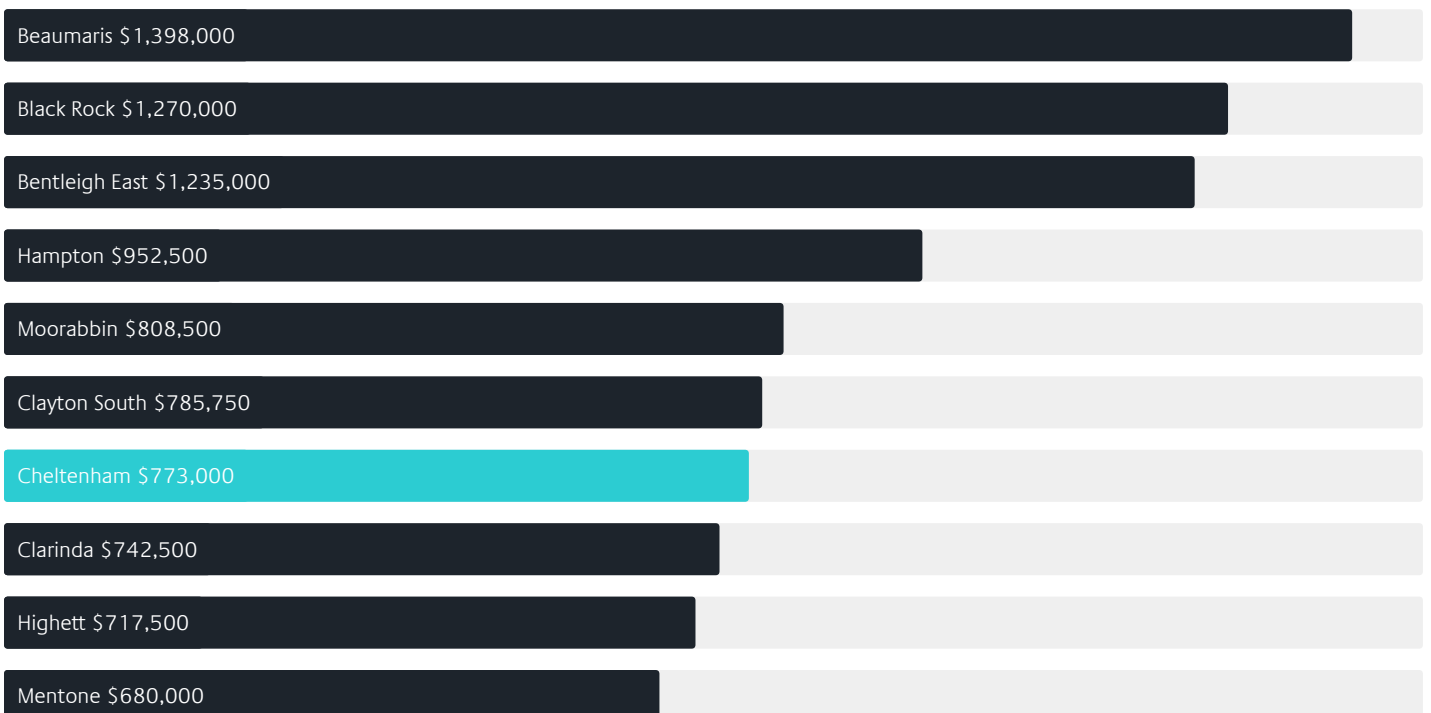


Surrounding Suburbs

Median House Sale Price*



Median Unit Sale Price*



Sales Snapshot

Sale Method^{*}



● Auction 67%
● Private 33%

Auction Clearance Rate^{*}

83.33%

Median Days on Market[^]

25 days

Average Hold Period^{*}

6.7 years

Insights

Dwelling Type[^]



● Houses 58% ● Units 42%

Ownership[^]



● Owned Outright 36% ● Mortgaged 40% ● Rented 24%

Population[^]

23,992

Median Asking Rent per week^{*}

\$700

Population Growth[^]

7.63%

Rental Yield^{*}

2.88%

Median Age[^]













40 years

Median Household Size[^]













2.4 people

Sold Properties~













Discover a snapshot of the most recent results for this suburb, to view the full 12 months of sales history, please go to jellisraig.com.au/suburbinsights

Address	Bedrooms	Type	Price	Sold
 8a Devon St Cheltenham	4	Townhouse	\$1,575,000	18 Jan 2025
 5/129 Park Rd Cheltenham	2	Unit	\$820,000	18 Jan 2025
 25b Follett Rd Cheltenham	3	Townhouse	\$1,176,000	18 Jan 2025
 2/3 Mackenzie St Cheltenham	2	Apartment	\$450,000	10 Jan 2025
 20 Wembley Av Cheltenham	4	House	\$1,835,000	27 Dec 2024
 102/30 Garfield St Cheltenham	2	Apartment	\$580,000	21 Dec 2024
 35 Oak Av Cheltenham	5	House	\$1,390,000	21 Dec 2024
 3b Warren Rd Cheltenham	4	Townhouse	\$1,385,000	20 Dec 2024
 23 Judd Pde Cheltenham	3	House	\$946,000	19 Dec 2024
 3 Wallingford St Cheltenham	4	House	\$1,515,000	16 Dec 2024
 7/3 Stanley Av Cheltenham	2	Townhouse	\$815,000	14 Dec 2024
 21/310 Warrigal Rd Cheltenham	2	Unit	\$600,000	14 Dec 2024

Sold Properties~

Address	Bedrooms	Type	Price	Sold
 5 Keamy Av Cheltenham	3	House	\$1,230,000	14 Dec 2024
 304/5 Maude St Cheltenham	2	Apartment	\$719,000	13 Dec 2024
 24A Wembley Av Cheltenham	4	House	\$1,610,000	13 Dec 2024
 10/287 Warrigal Rd Cheltenham	2	Unit	\$600,000	11 Dec 2024
 6/8 Garfield St Cheltenham	2	Unit	\$775,000	09 Dec 2024
 103 Beatrice St Cheltenham	4	House	\$1,225,000	07 Dec 2024
 7 Berkefeld Ct Cheltenham	4	House	\$1,570,000	07 Dec 2024
 2/38 Tulip Gr Cheltenham	3	Unit	\$1,010,000	07 Dec 2024
 2/5 Darvall Ct Cheltenham	4	Townhouse	\$1,182,000	07 Dec 2024
 5 Parkin Av Cheltenham	4	House	\$1,710,000	07 Dec 2024
 15 Tilley St Cheltenham	2	House	\$935,000	07 Dec 2024
 7/145 Park Rd Cheltenham	2	Unit	\$650,000	07 Dec 2024

Sold Properties~

Address	Bedrooms	Type	Price	Sold
 24 Mulberry Av Cheltenham	3	Townhouse	\$880,000	05 Dec 2024
 15 Munro Av Cheltenham	3	House	\$1,250,000	01 Dec 2024
 26 Fairview Av Cheltenham	3	House	\$1,235,000	30 Nov 2024
 5 Nancy St Cheltenham	3	House	\$900,000	29 Nov 2024
 44 Central Park Wlk Cheltenham	3	Townhouse	\$765,000	28 Nov 2024
 1/17 Moonda Gr CHELTENHAM	4	Townhouse	\$1,387,500	26 Nov 2024
 138 Chesterville Rd Cheltenham	3	House	\$1,060,000	25 Nov 2024
 5/1379 Nepean Hwy Cheltenham	3	Apartment	\$391,000	25 Nov 2024
 56/310 Warrigal Rd CHELTENHAM	2	Unit	\$660,000	23 Nov 2024
 22 Wallingford St CHELTENHAM	4	House	\$1,600,000	23 Nov 2024
 17 Wembley Av Cheltenham	3	House	\$1,080,000	23 Nov 2024
 7 Delacombe Ct Cheltenham	4	House	\$1,525,000	23 Nov 2024



Please contact your local Jellis Craig office

jelliscraig.com.au

Data is current as of PDF generation date 20/01/2025

* Updated Quarterly for the past 12 months

^ Updated daily for the past quarter

~ Updated daily: 33 recent results.

This publication contains data, analytics, statistics and other information supplied by PROPERTYDATAONLINE PTY LTD (PropertyData). The data provided in this publication is of a general nature and should not be construed as specific advice or relied upon in lieu of appropriate professional advice.

PropertyData relies upon data supplied by third parties and while the data is checked and reviewed, PropertyData does not warrant the accuracy or completeness of the information to the full extent permitted by the law and excludes all loss or damage howsoever arising (including through negligence) in connection with the data supplied by PropertyData. The State of Victoria owns the copyright in the Property Sales Data and reproduction of that data in any way without the consent of the State of Victoria will constitute a breach of the Copyright Act 1968 (cth). The State of Victoria does not warrant the accuracy or completeness of the Property Sales Data and any person using or relying upon such information does so on the basis that the State of Victoria accepts no responsibility or liability whatsoever for any errors, faults, defects or omissions in the information supplied.