

Suburb Report

Know your neighbourhood.



Property Prices

Median House Price*

Median

\$1.25m

Quarterly Price Change

-1.03% ↓

Median Unit Price*


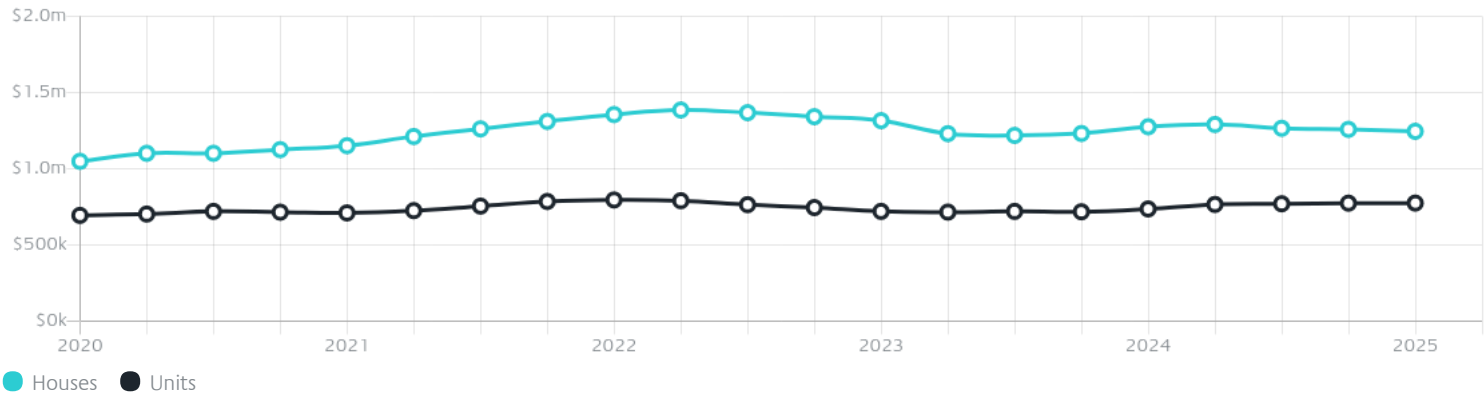
Median

\$775k

Quarterly Price Change

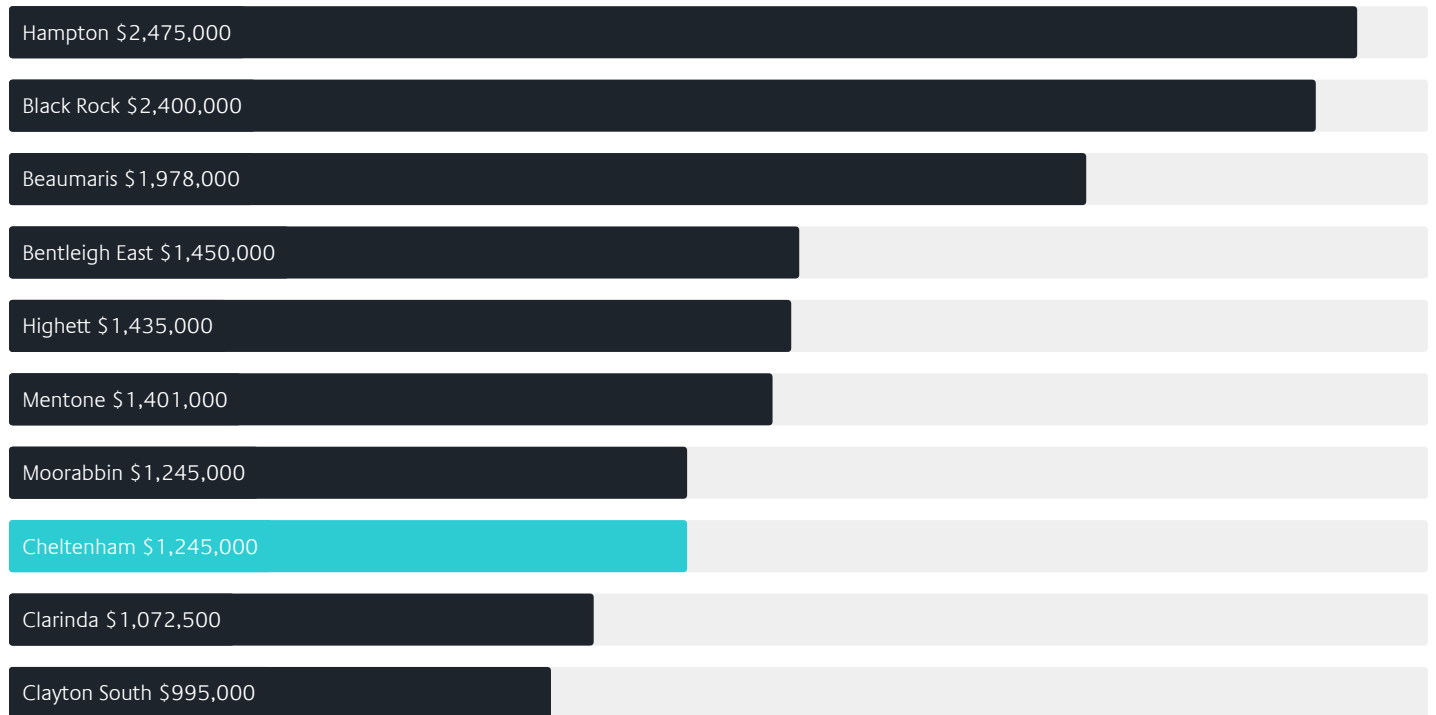
0.06% ↑

Quarterly Price Change*

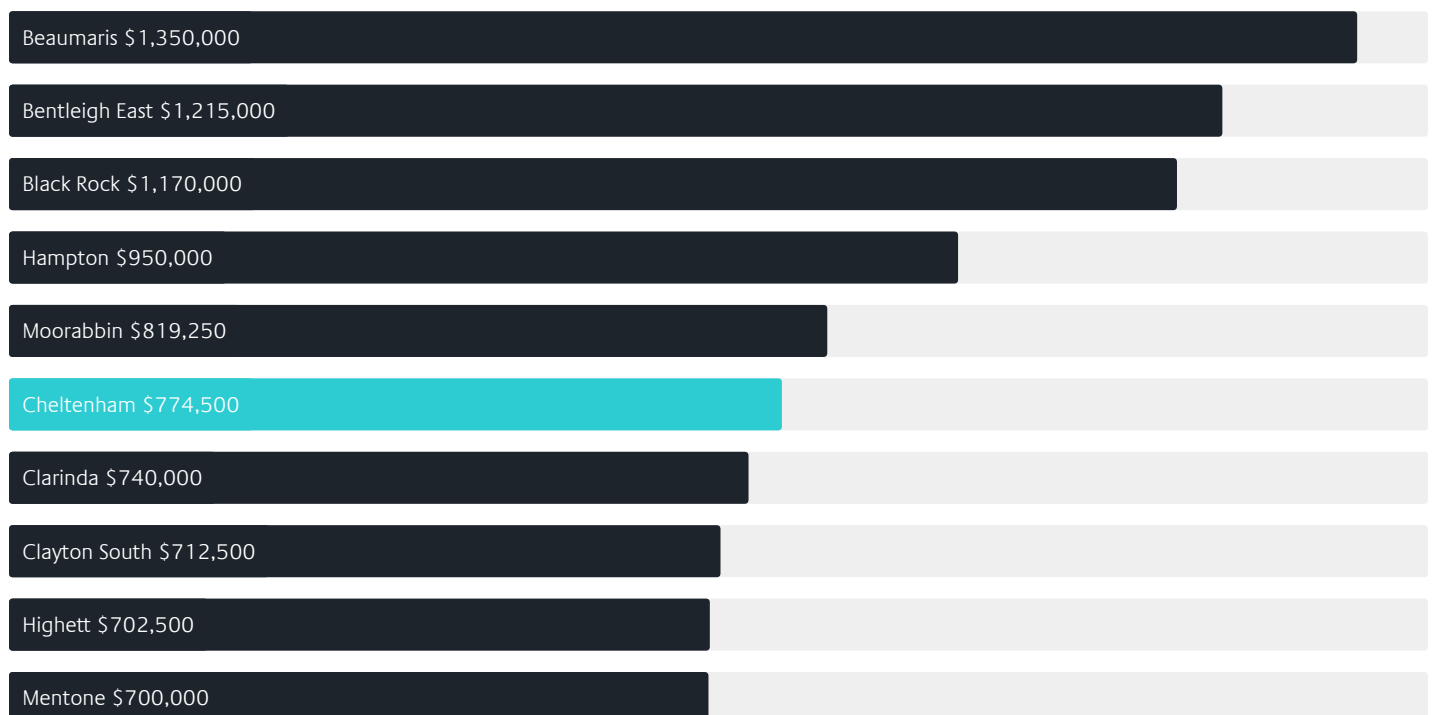


Surrounding Suburbs

Median House Sale Price*



Median Unit Sale Price*



Sales Snapshot

Sale Method*



● Auction 60%
● Private 40%

Auction Clearance Rate*

90.8%

Median Days on Market^

25 days

Average Hold Period*

6.7 years

Insights

Dwelling Type^



● Houses 58% ● Units 42%

Ownership^



● Owned Outright 36% ● Mortgaged 40% ● Rented 24%

Population^

23,992

Median Asking Rent per week*

\$720

Population Growth^

7.63%

Rental Yield*

2.88%

Median Age^













40 years

Median Household Size^













2.4 people

Sold Properties~













Discover a snapshot of the most recent results for this suburb, to view the full 12 months of sales history, please go to jellisicraig.com.au/suburbinsights

Address	Bedrooms	Type	Price	Sold
 12/131 Cavanagh St Cheltenham	2	Unit	\$414,000	30 Jun 2025
 202/93 Cavanagh St Cheltenham	2	Apartment	\$456,000	28 Jun 2025
 18/105 Park Rd Cheltenham	2	Unit	\$831,000	28 Jun 2025
 22b Munro Av Cheltenham	4	Townhouse	\$1,660,000	24 Jun 2025
 8 Tulip Gr Cheltenham	3	House	\$2,007,000	21 Jun 2025
 50 Abbington Av Cheltenham	3	Townhouse	\$970,000	21 Jun 2025
 7 Ward St Cheltenham	2	Townhouse	\$1,065,000	21 Jun 2025
 2/5 Weymar St Cheltenham	2	Apartment	\$575,000	21 Jun 2025
 1/50 Rosewarne Av Cheltenham	4	House	\$1,288,000	21 Jun 2025
 17A Garfield St Cheltenham	3	Townhouse	\$1,080,000	21 Jun 2025
 12/3 Evergreen Cirt Cheltenham	2	Apartment	\$562,000	21 Jun 2025
 6a Norma Av Cheltenham	3	Townhouse	\$1,175,000	21 Jun 2025

Sold Properties~

Address	Bedrooms	Type	Price	Sold
 13 Luxmoore St CHELTENHAM	2	House	\$1,343,000	21 Jun 2025
 15 Alice St Cheltenham	5	House	\$1,492,500	19 Jun 2025
 3 Waller Ct Cheltenham	3	House	\$1,800,000	16 Jun 2025
 4/17a Judd Pde Cheltenham	2	Unit	\$737,500	14 Jun 2025
 30 Silver St Cheltenham	5	House	\$1,975,000	14 Jun 2025
 15 Lorraine St Cheltenham	2	House	\$1,112,000	14 Jun 2025
 23 Irene Ct Cheltenham	5	House	\$1,300,000	14 Jun 2025
 4 Oswald St Cheltenham	3	House	\$960,000	13 Jun 2025
 2a Wingrove St Cheltenham	2	Townhouse	\$850,000	12 Jun 2025
 22 Harpley St Cheltenham	4	House	\$1,305,000	12 Jun 2025
 60 Rosewarne Av Cheltenham	3	House	\$1,185,000	12 Jun 2025
 18 May St Cheltenham	3	Townhouse	\$890,000	12 Jun 2025

Sold Properties~

Address	Bedrooms	Type	Price	Sold
 152 Centre Dandenong Rd Cheltenham	3	House	\$830,000	08 Jun 2025
 22 Central Park Wlk Cheltenham	3	Townhouse	\$780,500	07 Jun 2025
 8 Ashleigh Ct Cheltenham	3	House	\$1,105,000	07 Jun 2025
 4 Ashleigh Ct Cheltenham	2	House	\$890,000	06 Jun 2025
 501/6 Railway Rd Cheltenham	2	Flat/Unit/Apartment	\$400,000	03 Jun 2025
 3/2 Bellevue Rd Cheltenham	2	Apartment	\$612,000	02 Jun 2025
 98 Centre Dandenong Rd Cheltenham	5	House	\$1,014,600	02 Jun 2025
 6/11-15 Garfield St Cheltenham	3	Townhouse	\$855,000	31 May 2025
 41 Charlton Av Cheltenham	3	Townhouse	\$870,000	31 May 2025
 G13/19 Hall St Cheltenham	2	Apartment	\$690,000	28 May 2025
 109/5 Maude St Cheltenham	2	Unit	\$650,000	28 May 2025
 9/5-7 Hall St Cheltenham	2	Apartment	\$608,000	24 May 2025



Please contact your local Jellis Craig office

jelliscraig.com.au

Data is current as of PDF generation date 01/07/2025

* Updated Quarterly for the past 12 months

^ Updated daily for the past quarter

~ Updated daily: 33 recent results.

This publication contains data, analytics, statistics and other information supplied by PROPERTYDATAONLINE PTY LTD (PropertyData). The data provided in this publication is of a general nature and should not be construed as specific advice or relied upon in lieu of appropriate professional advice.

PropertyData relies upon data supplied by third parties and while the data is checked and reviewed, PropertyData does not warrant the accuracy or completeness of the information to the full extent permitted by the law and excludes all loss or damage howsoever arising (including through negligence) in connection with the data supplied by PropertyData. The State of Victoria owns the copyright in the Property Sales Data and reproduction of that data in any way without the consent of the State of Victoria will constitute a breach of the Copyright Act 1968 (cth). The State of Victoria does not warrant the accuracy or completeness of the Property Sales Data and any person using or relying upon such information does so on the basis that the State of Victoria accepts no responsibility or liability whatsoever for any errors, faults, defects or omissions in the information supplied.