

Suburb Report

Know your neighbourhood.



Property Prices

Median House Price*

Median

\$1.25m

Quarterly Price Change

-1.03% ↓

Median Unit Price*


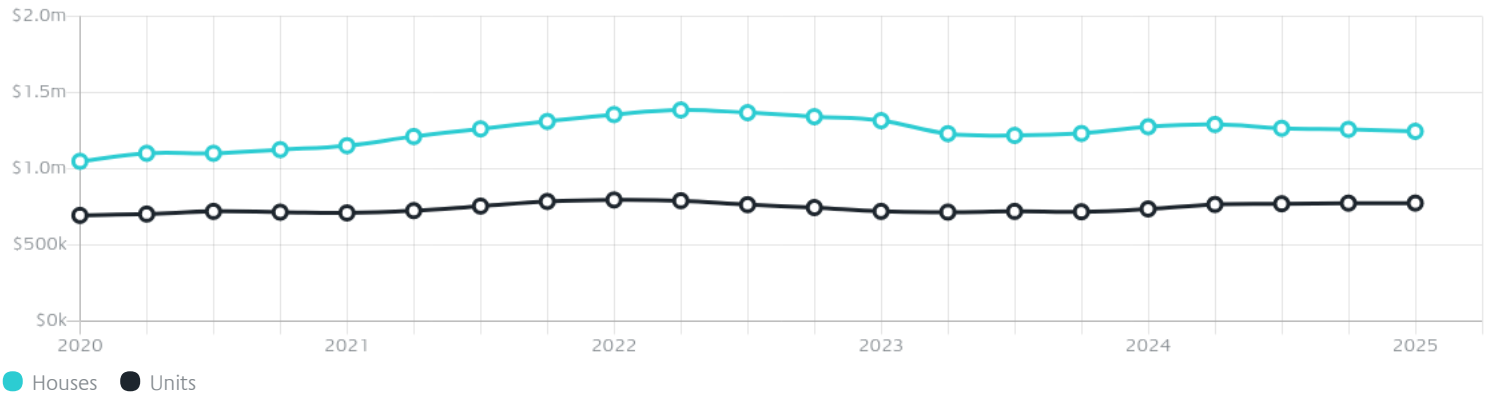
Median

\$775k

Quarterly Price Change

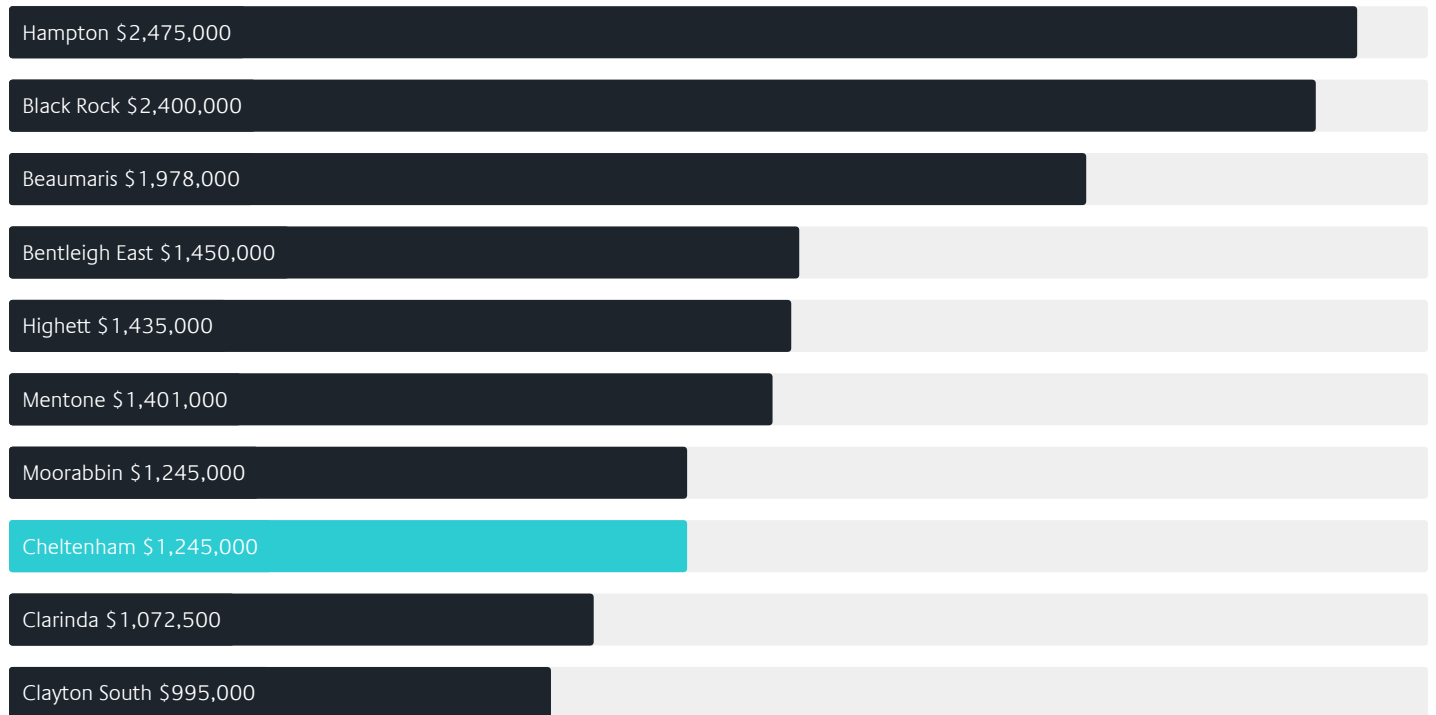
0.06% ↑

Quarterly Price Change*

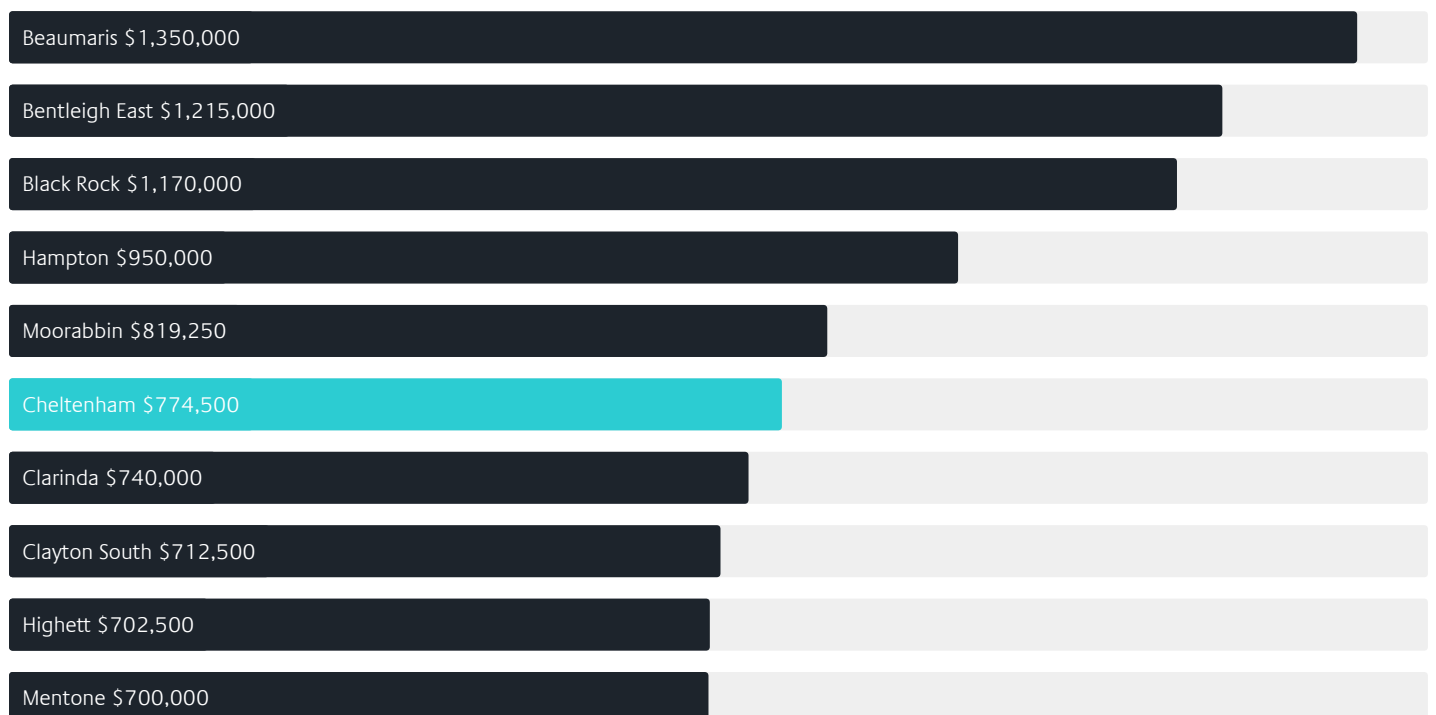


Surrounding Suburbs

Median House Sale Price*



Median Unit Sale Price*



Sales Snapshot

Sale Method*



● Auction 63%
● Private 37%

Auction Clearance Rate*

84.54%

Median Days on Market^

25 days

Average Hold Period*

6.7 years

Insights

Dwelling Type^



● Houses 58% ● Units 42%

Ownership^



● Owned Outright 36% ● Mortgaged 40% ● Rented 24%

Population^

23,992

Median Asking Rent per week*

\$720

Population Growth^

7.63%

Rental Yield*

2.88%

Median Age^













40 years

Median Household Size^













2.4 people

Sold Properties~













Discover a snapshot of the most recent results for this suburb, to view the full 12 months of sales history, please go to jellisraig.com.au/suburbinsights

Address	Bedrooms	Type	Price	Sold
 41 Charlton Av Cheltenham	3	Townhouse	\$870,000	31 May 2025
 9/5-7 Hall St Cheltenham	2	Apartment	\$608,000	24 May 2025
 26 Cox St Cheltenham	4	House	\$1,180,000	24 May 2025
 7 Davie Av Cheltenham	3	House	\$1,491,000	24 May 2025
 15 Erskine Av Cheltenham	4	House	\$1,716,000	24 May 2025
 40 Garfield St Cheltenham	4	House	\$1,600,000	24 May 2025
 65 Wingrove St Cheltenham	4	Townhouse	\$1,275,000	21 May 2025
 1313a Nepean Hwy Cheltenham	3	Unit	\$870,000	19 May 2025
 413/6 Railway Rd Cheltenham	2	Apartment	\$430,000	19 May 2025
 10 Avalon Ct Cheltenham	4	House	\$1,735,000	17 May 2025
 5 Olympic Av Cheltenham	3	House	\$1,140,000	17 May 2025
 402/37-39 Station Rd Cheltenham	2	Apartment	\$555,000	16 May 2025

Sold Properties~

Address	Bedrooms	Type	Price	Sold
 3/76 Chesterville Rd Cheltenham	2	Apartment	\$525,000	14 May 2025
 6/8 Blagdon St Cheltenham	2	Apartment	\$425,000	12 May 2025
 42/310 Warrigal Rd CHELTENHAM	2	Unit	\$667,000	10 May 2025
 3/24 Warren Rd Cheltenham	2	Unit	\$600,000	08 May 2025
 1/27 Barker St Cheltenham	2	Townhouse	\$675,000	08 May 2025
 3/10 Higham St Cheltenham	2	Unit	\$730,000	07 May 2025
 16/9-11 Latrobe St Cheltenham	2	Unit	\$730,000	06 May 2025
 13b Devon St Cheltenham	4	Townhouse	\$1,630,000	05 May 2025
 11/3 Evergreen Cirt Cheltenham	2	Apartment	\$520,000	03 May 2025
 1/24 Higham St Cheltenham	2	Unit	\$651,000	03 May 2025
 311/278 Charman Rd Cheltenham	2	Apartment	\$496,000	02 May 2025
 8 Mena Av Cheltenham	3	House	\$1,280,000	02 May 2025

Sold Properties~

Address	Bedrooms	Type	Price	Sold
 2/10 Renowden St Cheltenham	2	Unit	\$725,000	26 Apr 2025
 203/278 Charman Rd CHELTENHAM	2	Flat/Unit/Apartment	\$417,500	24 Apr 2025
 301/5 Maude St Cheltenham	2	Apartment	\$735,500	24 Apr 2025
 18 Churchill Av Cheltenham	4	House	\$1,850,000	23 Apr 2025
 4/2 Bellevue Rd Cheltenham	2	Apartment	\$570,000	23 Apr 2025
 1/17 Jellicoe St Cheltenham	3	Unit	\$975,000	20 Apr 2025
 14/68-70 Wilson St Cheltenham	2	Unit	\$750,000	19 Apr 2025
 2/7 Crawford St Cheltenham	3	House	\$1,160,000	17 Apr 2025
 37 Voltri St Cheltenham	3	House	\$1,251,500	16 Apr 2025
 12/31 Garfield St Cheltenham	2	Apartment	\$547,500	16 Apr 2025
 11/1255 Nepean Hwy Cheltenham	2	Flat/Unit/Apartment	\$410,000	16 Apr 2025
 811/6 Railway Rd Cheltenham	2	Unit	\$455,000	16 Apr 2025



Please contact your local Jellis Craig office

jelliscraig.com.au

Data is current as of PDF generation date 01/06/2025

* Updated Quarterly for the past 12 months

^ Updated daily for the past quarter

~ Updated daily: 33 recent results.

This publication contains data, analytics, statistics and other information supplied by PROPERTYDATAONLINE PTY LTD (PropertyData). The data provided in this publication is of a general nature and should not be construed as specific advice or relied upon in lieu of appropriate professional advice.

PropertyData relies upon data supplied by third parties and while the data is checked and reviewed, PropertyData does not warrant the accuracy or completeness of the information to the full extent permitted by the law and excludes all loss or damage howsoever arising (including through negligence) in connection with the data supplied by PropertyData. The State of Victoria owns the copyright in the Property Sales Data and reproduction of that data in any way without the consent of the State of Victoria will constitute a breach of the Copyright Act 1968 (cth). The State of Victoria does not warrant the accuracy or completeness of the Property Sales Data and any person using or relying upon such information does so on the basis that the State of Victoria accepts no responsibility or liability whatsoever for any errors, faults, defects or omissions in the information supplied.