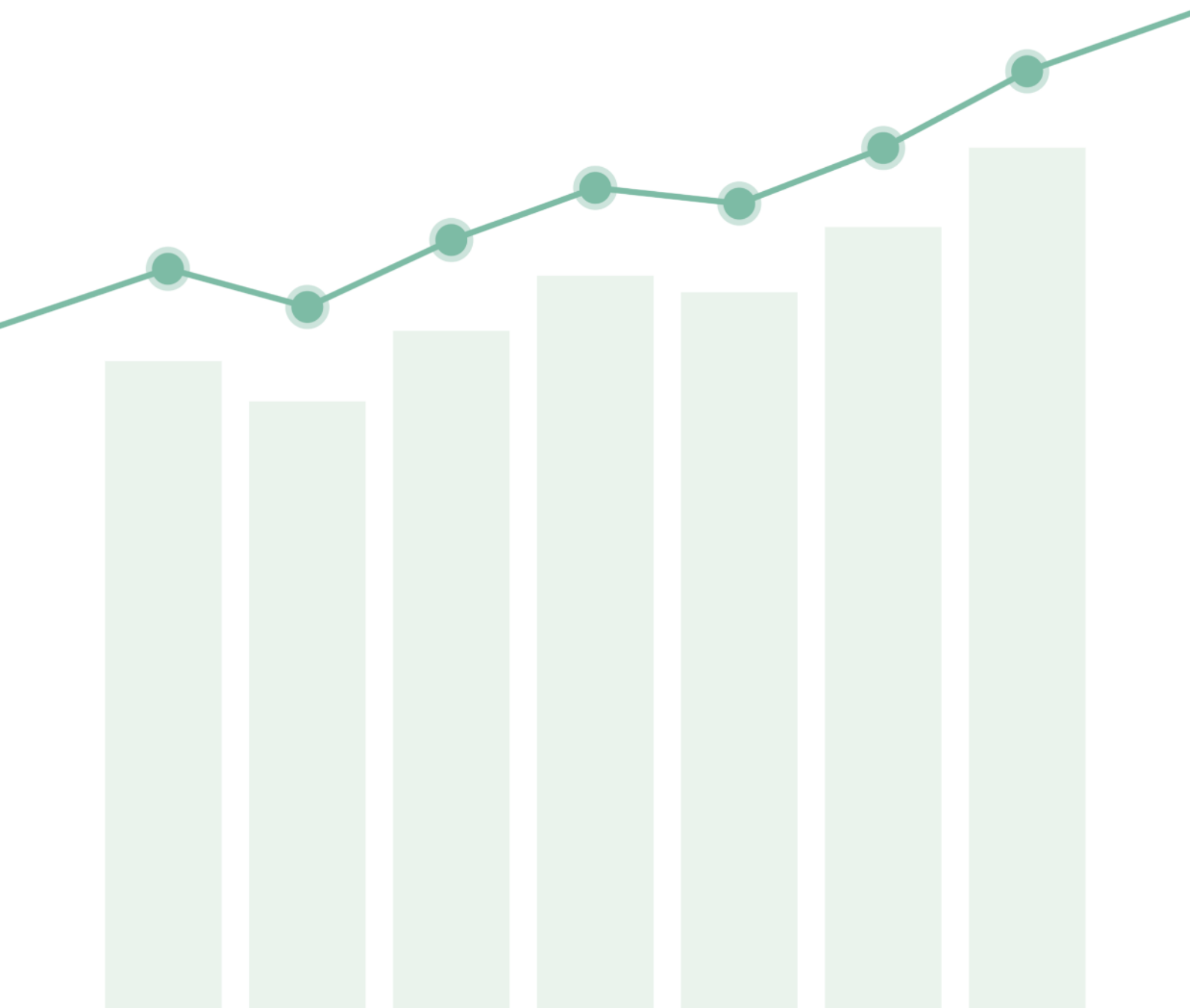


JellisCraig

CHELtenham

Suburb Report

Know your neighbourhood.



CHELTENHAM SUBURB REPORT

Median House Price*

Median

\$1.23m

Quarterly Price Change

-1.28% ↓

Median Unit Price*


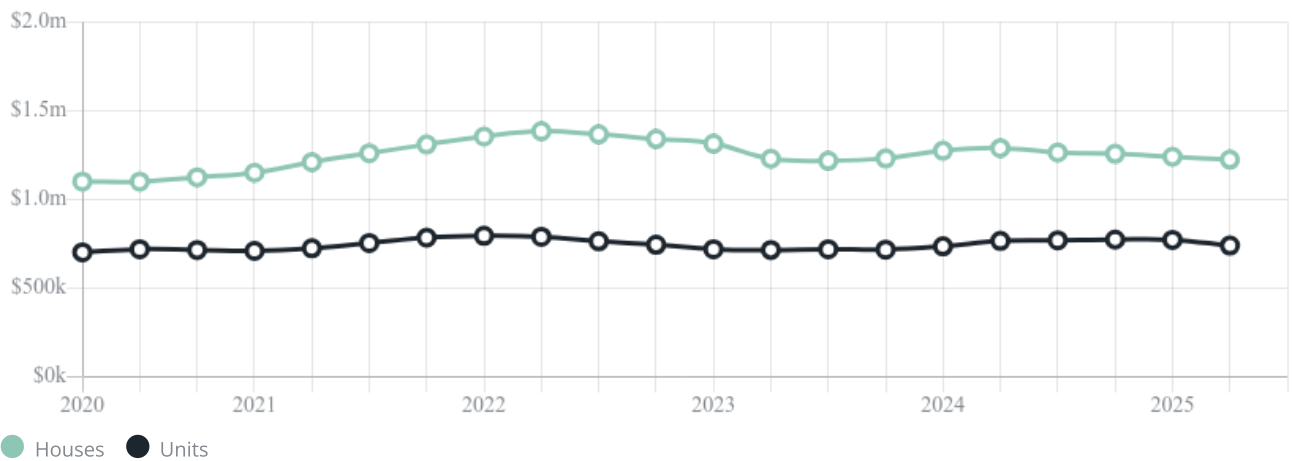
Median

\$740k

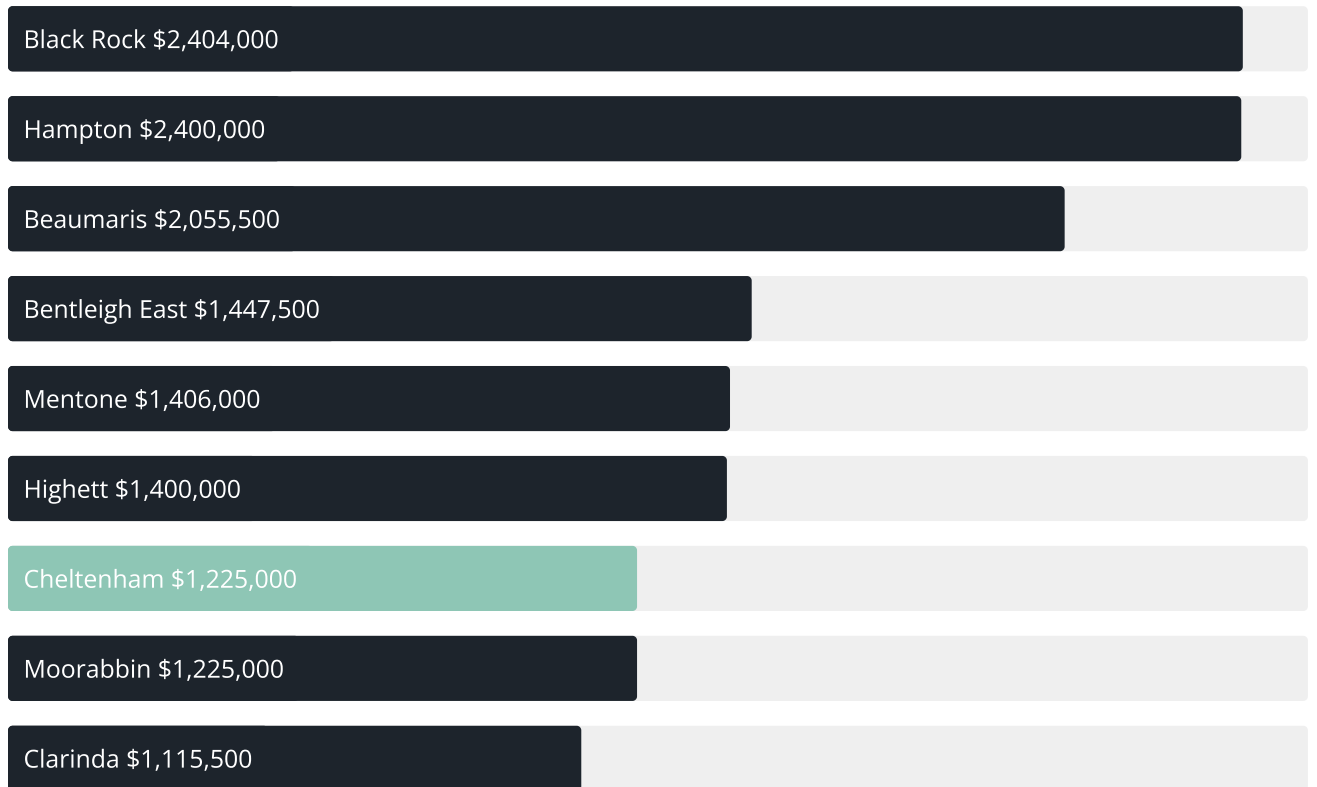
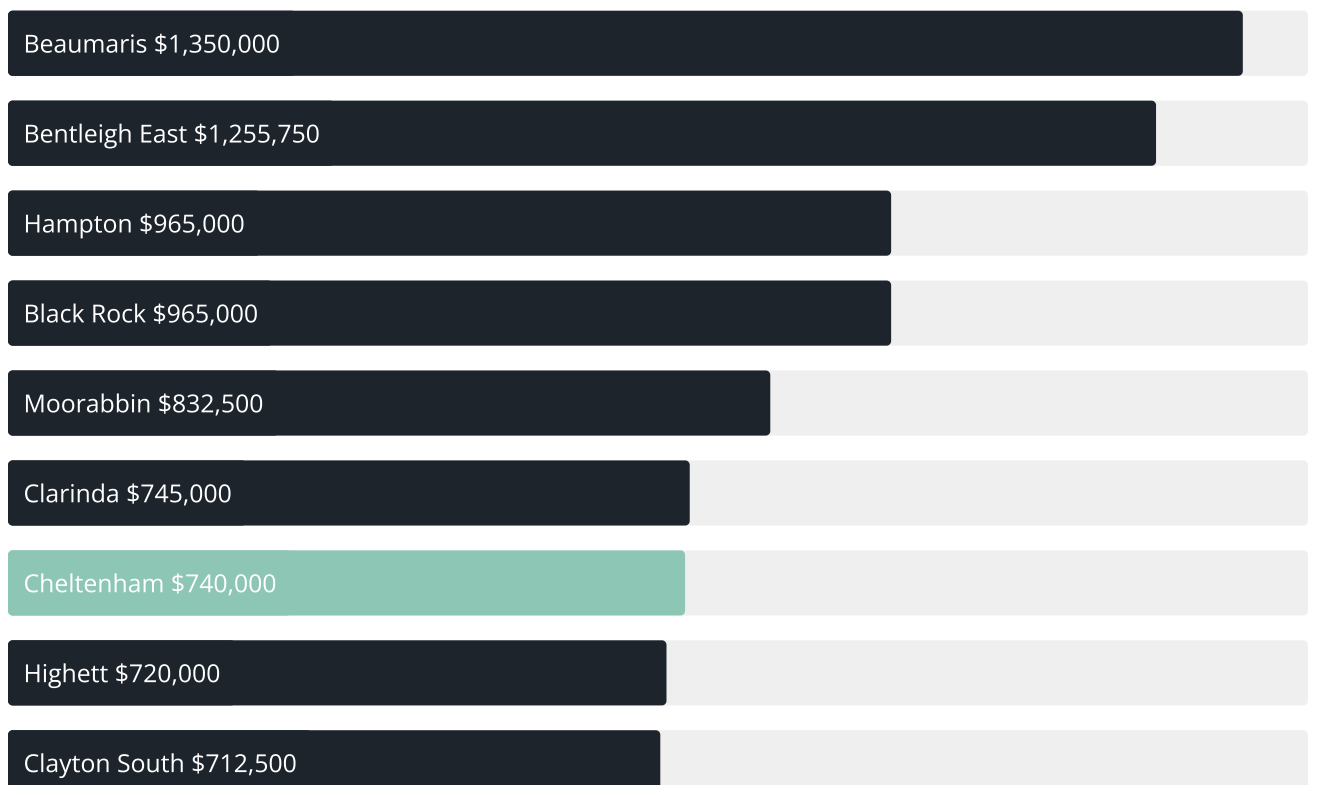
Quarterly Price Change

-4.20% ↓

Quarterly Price Change*



CHELTENHAM SUBURB REPORT

Median House Sale Price^{*}Median Unit Sale Price^{*}

CHELTENHAM SUBURB REPORT

Sale Method*



● Auction 69%

● Private 31%

Auction Clearance Rate*

88.04%

Median Days on Market^

25 days

Average Hold Period*

6.7 years

Dwelling Type^



● Houses 58%

● Units 42%

Ownership^



● Owned Outright 36%

● Mortgaged 40%

● Rented 24%

Population^

23,992

Median Asking Rent per week*

\$730

Population Growth^

7.63%

Rental Yield*

2.88%

Median Age^











40 years

Median Household Size^











2.4 people

CHELTENHAM SUBURB REPORT











Discover a snapshot of the most recent results for this suburb, to view the full 12 months of sales history, please go to jellisicraig.com.au/suburbinsights

Address	Bedrooms	Type	Price	Sold
 4/14-16 Barrett St Cheltenham	1	Unit	\$530,000	27 Sep 2025
 10a Erskine Av Cheltenham	2	Unit	\$1,045,000	26 Sep 2025
 312/278 Charman Rd Cheltenham	1	Apartment	\$320,000	25 Sep 2025
 2 Glenden Ret Cheltenham	2	Unit	\$818,000	25 Sep 2025
 1 Stuart Av Cheltenham	3	House	\$1,478,000	22 Sep 2025
 45 Mulberry Av Cheltenham	3	Townhouse	\$866,000	20 Sep 2025
 19b Davie Av Cheltenham	4	Townhouse	\$1,725,000	20 Sep 2025
 8/310 Warrigal Rd Cheltenham	2	Unit	\$688,800	20 Sep 2025
 6/7 Tulip Gr Cheltenham	3	Townhouse	\$1,160,000	13 Sep 2025
 1/15-19 Argus St Cheltenham	2	Unit	\$743,500	13 Sep 2025

CHELtenham SUBURB REPORT

Address	Bedrooms	Type	Price	Sold
 5/117 Park Rd Cheltenham	2	Apartment	\$445,000	12 Sep 2025
 6/9 Barker St Cheltenham	2	Apartment	\$410,000	11 Sep 2025
 4 Willow Av Cheltenham	3	House	\$1,120,000	06 Sep 2025
 2/1 Marlene Ct Cheltenham	3	Unit	\$862,000	06 Sep 2025
 5 Cronin Ct Cheltenham	3	House	\$1,331,000	06 Sep 2025
 16 Eden St Cheltenham	4	House	\$2,350,000	06 Sep 2025
 8/121 Park Rd Cheltenham	3	Townhouse	\$1,150,000	06 Sep 2025
 29 Primrose Av Cheltenham	3	Townhouse	\$876,000	06 Sep 2025
 11 Crawford St Cheltenham	4	House	\$2,013,000	06 Sep 2025
 45b Cavanagh St CHELTENHAM	4	Townhouse	\$1,425,000	06 Sep 2025

CHELTENHAM SUBURB REPORT

Address	Bedrooms	Type	Price	Sold
 3/2 Eden St Cheltenham	2	Villa	\$935,000	06 Sep 2025
 3/13 Stuart Av Cheltenham	3	Unit	\$1,115,000	03 Sep 2025
 32 Lorna St Cheltenham	3	House	\$1,325,000	30 Aug 2025
 5/16-18 Stuart Av Cheltenham	2	Unit	\$1,275,000	30 Aug 2025
 6/19 Reeve Ct Cheltenham	2	Townhouse	\$725,000	30 Aug 2025
 6/49 Wilson St Cheltenham	2	Flat/Unit/Apartment	\$460,000	27 Aug 2025
 420/8 Railway Rd Cheltenham	1	Apartment	\$370,000	25 Aug 2025
 1/78 Devon St Cheltenham	3	Townhouse	\$1,037,000	23 Aug 2025
 39 Edward St Cheltenham	3	House	\$1,055,000	23 Aug 2025
 19 Parnell St Cheltenham	5	House	\$1,390,000	23 Aug 2025



Please contact your local Jellis Craig office

jelliscraig.com.au

Data is current as of PDF generation date 01/10/2025

* Updated Quarterly for the past 12 months

^ Updated daily for the past quarter

~ Updated daily: 33 recent results.

This publication contains data, analytics, statistics and other information supplied by PROPERTYDATAONLINE PTY LTD (PropertyData). The data provided in this publication is of a general nature and should not be construed as specific advice or relied upon in lieu of appropriate professional advice.

PropertyData relies upon data supplied by third parties and while the data is checked and reviewed, PropertyData does not warrant the accuracy or completeness of the information to the full extent permitted by the law and excludes all loss or damage howsoever arising (including through negligence) in connection with the data supplied by PropertyData. The State of Victoria owns the copyright in the Property Sales Data and reproduction of that data in any way without the consent of the State of Victoria will constitute a breach of the Copyright Act 1968 (cth). The State of Victoria does not warrant the accuracy or completeness of the Property Sales Data and any person using or relying upon such information does so on the basis that the State of Victoria accepts no responsibility or liability whatsoever for any errors, faults, defects or omissions in the information supplied.