

# JellisCraig

CHELtenham

## Suburb Report

Know your neighbourhood.



CHELTHENHAM SUBURB REPORT

Median House Price\*

Median

\$1.23m

Quarterly Price Change

-1.28% ↓

Median Unit Price\*


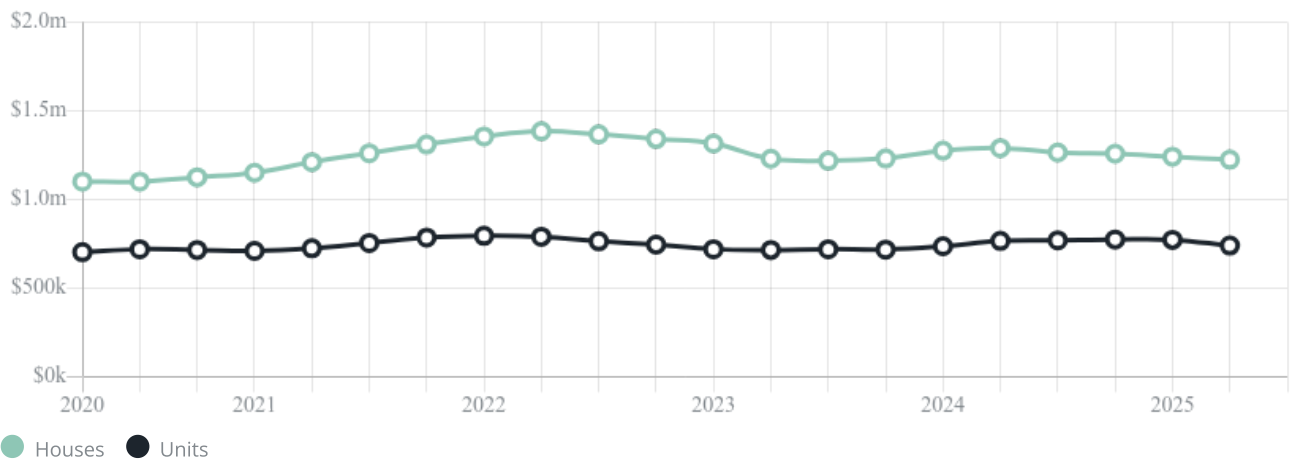
Median

\$740k

Quarterly Price Change

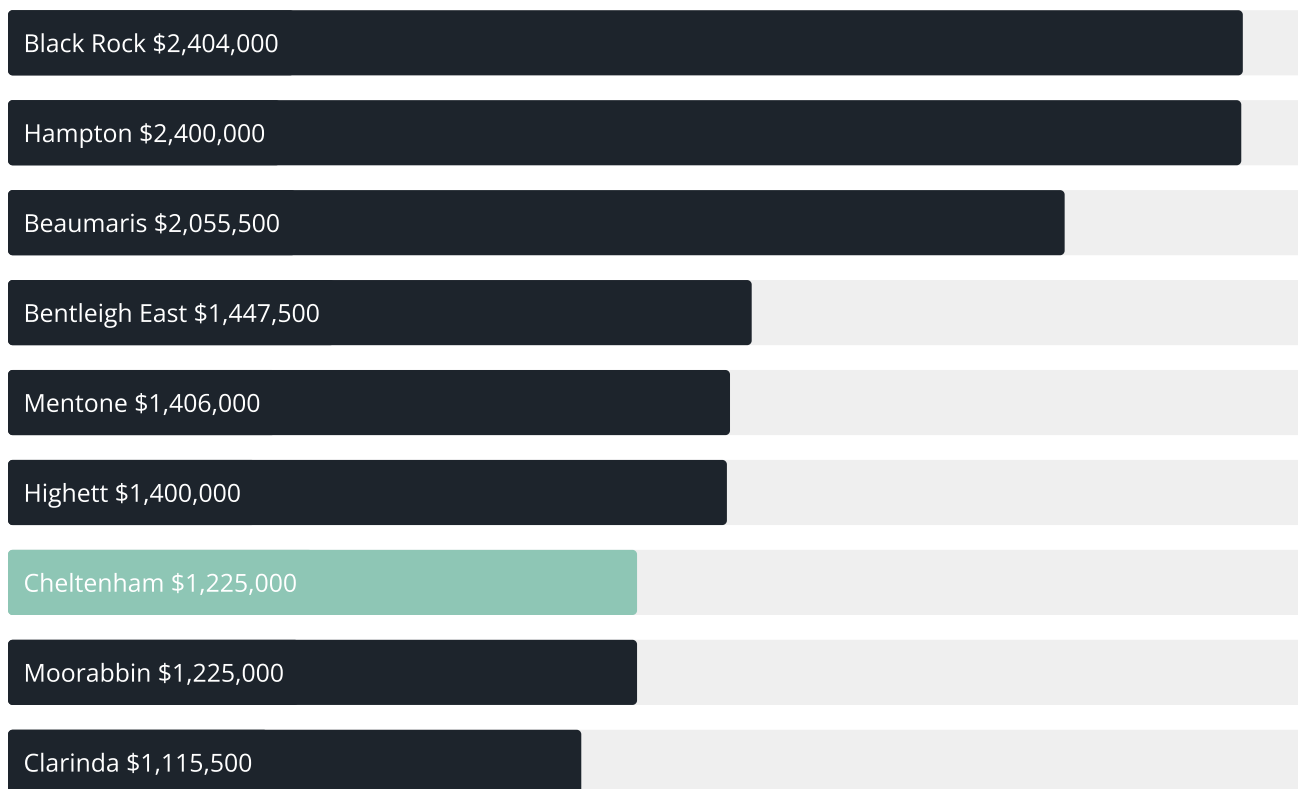
-4.20% ↓

Quarterly Price Change\*

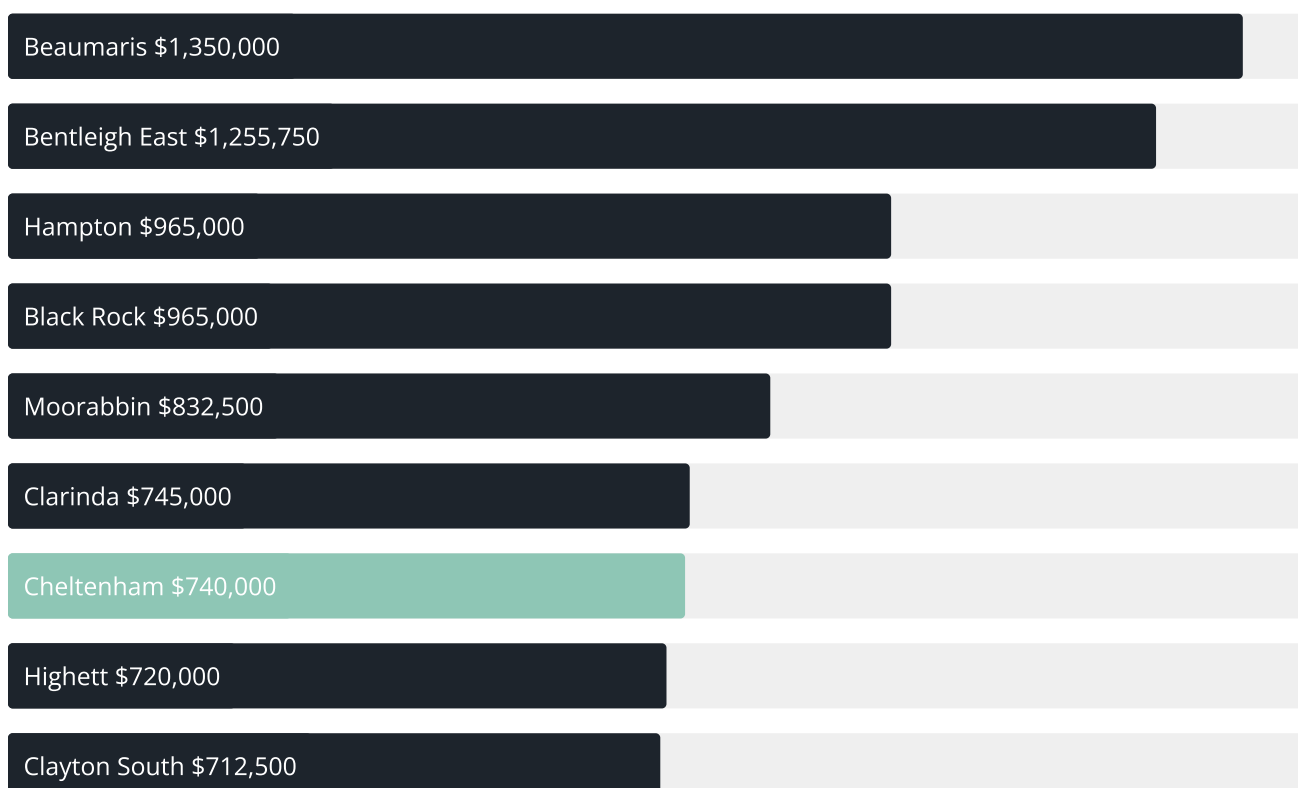


## CHELTENHAM SUBURB REPORT

### Median House Sale Price<sup>\*</sup>



### Median Unit Sale Price<sup>\*</sup>



## CHELTENHAM SUBURB REPORT

## Sale Method\*



● Auction 76%  
● Private 24%

## Auction Clearance Rate\*

---

**88.66%**

## Median Days on Market^

---

**25 days**

## Average Hold Period\*

---

**6.7 years**

## Dwelling Type^



● Houses 58% ● Units 42%

## Ownership^



● Owned Outright 36% ● Mortgaged 40% ● Rented 24%

## Population^

---

**23,992**

## Median Asking Rent per week\*

---

**\$730**

## Population Growth^

---

**7.63%**

## Rental Yield\*

---

**2.88%**

## Median Age^

---

**40 years**











## Median Household Size^

---











**2.4 people**

## CHELTENHAM SUBURB REPORT











Discover a snapshot of the most recent results for this suburb, to view the full 12 months of sales history, please go to [jellisicraig.com.au/suburbinsights](https://jellisicraig.com.au/suburbinsights)

Address	Bedrooms	Type	Price	Sold
 5/16-18 Stuart Av Cheltenham	2	Unit	\$1,275,000	30 Aug 2025
 6/19 Reeve Ct Cheltenham	2	Townhouse	\$725,000	30 Aug 2025
 32 Lorna St Cheltenham	3	House	\$1,325,000	30 Aug 2025
 420/8 Railway Rd Cheltenham	1	Apartment	\$370,000	25 Aug 2025
 2/17 Kayden St Cheltenham	2	Unit	\$740,000	23 Aug 2025
 39 Edward St Cheltenham	3	House	\$1,055,000	23 Aug 2025
 1/78 Devon St Cheltenham	3	Townhouse	\$1,037,000	23 Aug 2025
 19 Parnell St Cheltenham	5	House	\$1,390,000	23 Aug 2025
 14/9-11 Latrobe St Cheltenham	2	Unit	\$730,000	21 Aug 2025
 101/5 Maude St Cheltenham	2	Apartment	\$720,000	16 Aug 2025

## CHELTENHAM SUBURB REPORT

Address	Bedrooms	Type	Price	Sold
 67 Centre Dandenong Rd Cheltenham	4	House	\$1,281,000	16 Aug 2025
 3 Correa Av Cheltenham	3	House	\$1,455,000	16 Aug 2025
 3 Beverley St Cheltenham	4	House	\$1,910,000	16 Aug 2025
 4/69-79 Cavanagh St Cheltenham	2	Apartment	\$551,000	16 Aug 2025
 G10/1 Moola Ct Cheltenham	2	Apartment	\$795,000	15 Aug 2025
 103/8 Railway Rd Cheltenham	2	Apartment	\$485,000	12 Aug 2025
 8/3 Stanley Av Cheltenham	2	Apartment	\$820,000	12 Aug 2025
 35 Charlton Av Cheltenham	3	Townhouse	\$903,000	09 Aug 2025
 13 Mcivor St Cheltenham	3	House	\$1,570,000	09 Aug 2025
 131 Centre Dandenong Rd Cheltenham	3	House	\$1,245,000	08 Aug 2025

## CHELTENHAM SUBURB REPORT

Address	Bedrooms	Type	Price	Sold
 4/21 Barker St Cheltenham	2	Apartment	\$695,000	08 Aug 2025
 11/310 Warrigal Rd Cheltenham	2	Unit	\$630,000	07 Aug 2025
 210/9 Chesterville Rd Cheltenham	2	Apartment	\$400,000	02 Aug 2025
 20 Renowden St Cheltenham	4	House	\$1,343,000	02 Aug 2025
 2/38 Eden St Cheltenham	2	Unit	\$695,000	02 Aug 2025
 77 Albenca St Cheltenham	3	House	\$1,325,000	02 Aug 2025
 25/94-96 Cavanagh St Cheltenham	2	Unit	\$640,000	01 Aug 2025
 11/6 Jean St Cheltenham	2	Townhouse	\$660,000	01 Aug 2025
 17/1-6 Chaprowe Ct Cheltenham	2	Unit	\$640,000	31 Jul 2025
 19 Tintern Mews Cheltenham	3	Townhouse	\$865,000	30 Jul 2025



Please contact your local Jellis Craig office

[jelliscraig.com.au](http://jelliscraig.com.au)

Data is current as of PDF generation date 01/09/2025

\* Updated Quarterly for the past 12 months

^ Updated daily for the past quarter

~ Updated daily: 33 recent results.

This publication contains data, analytics, statistics and other information supplied by PROPERTYDATAONLINE PTY LTD (PropertyData). The data provided in this publication is of a general nature and should not be construed as specific advice or relied upon in lieu of appropriate professional advice.

PropertyData relies upon data supplied by third parties and while the data is checked and reviewed, PropertyData does not warrant the accuracy or completeness of the information to the full extent permitted by the law and excludes all loss or damage howsoever arising (including through negligence) in connection with the data supplied by PropertyData. The State of Victoria owns the copyright in the Property Sales Data and reproduction of that data in any way without the consent of the State of Victoria will constitute a breach of the Copyright Act 1968 (cth). The State of Victoria does not warrant the accuracy or completeness of the Property Sales Data and any person using or relying upon such information does so on the basis that the State of Victoria accepts no responsibility or liability whatsoever for any errors, faults, defects or omissions in the information supplied.