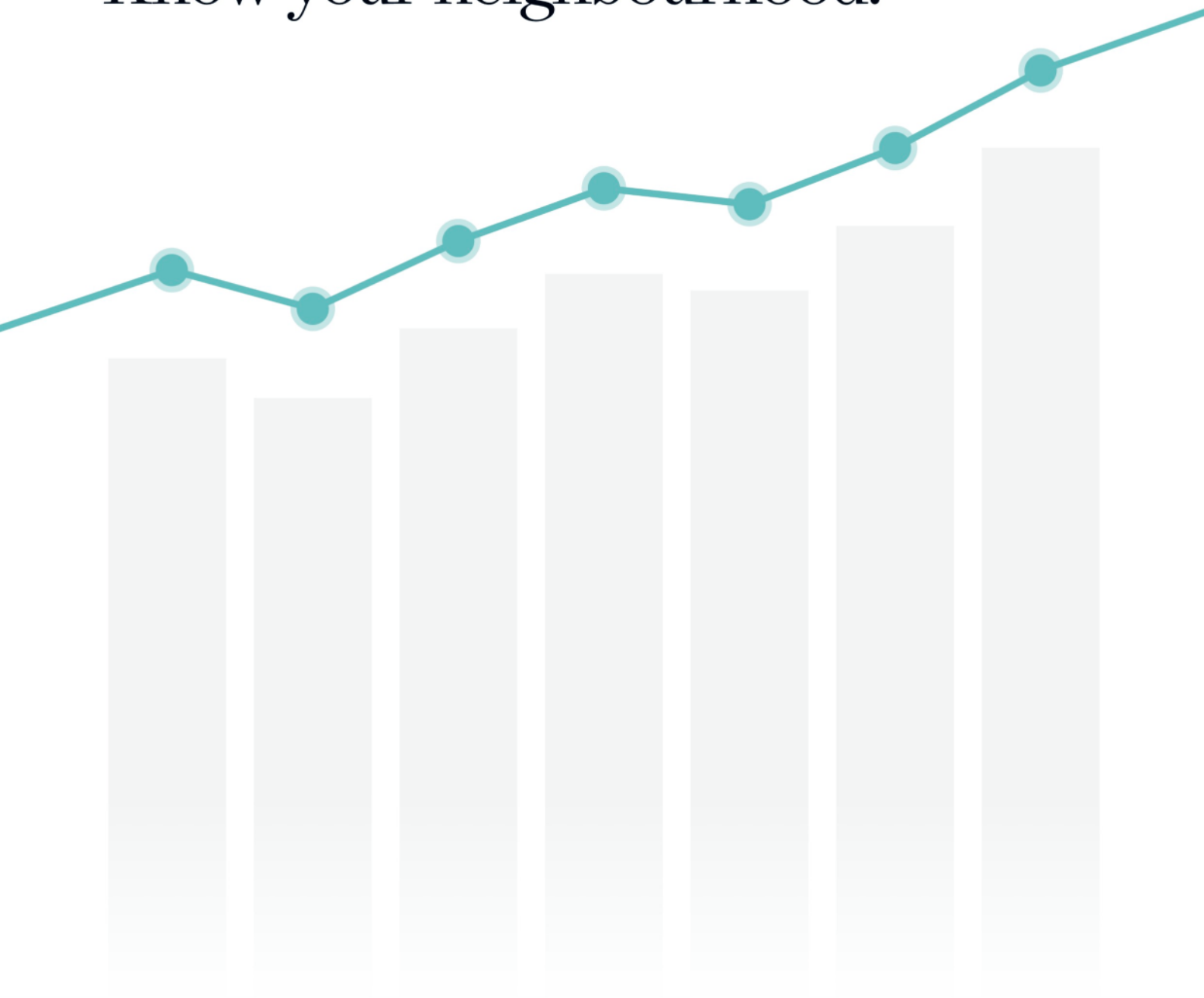


Suburb Report

Know your neighbourhood.



Property Prices

Median House Price*

Median

\$900k

Quarterly Price Change

1.40% ↑

Median Unit Price*

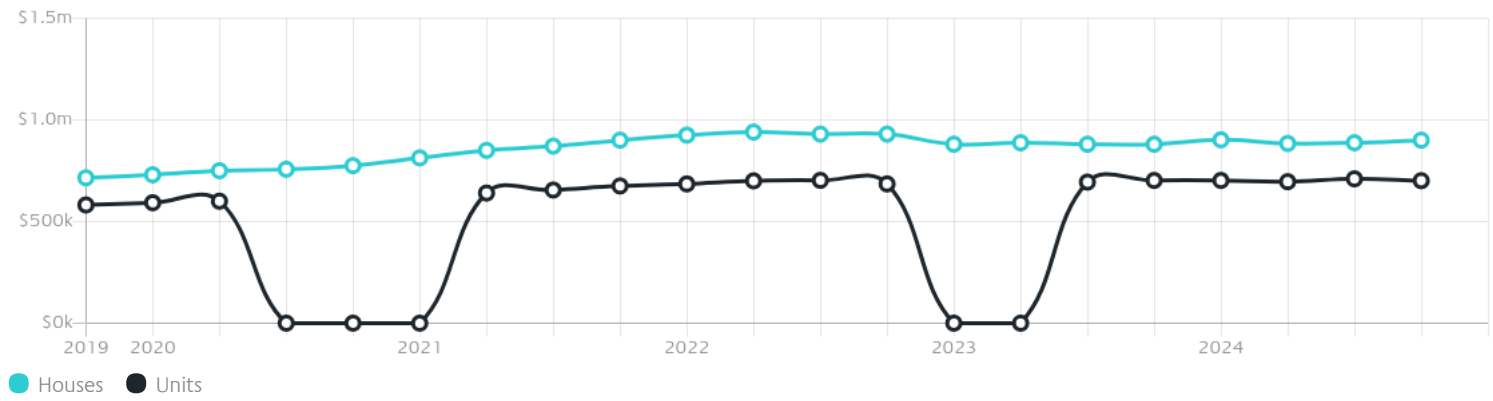
Median

\$701k

Quarterly Price Change

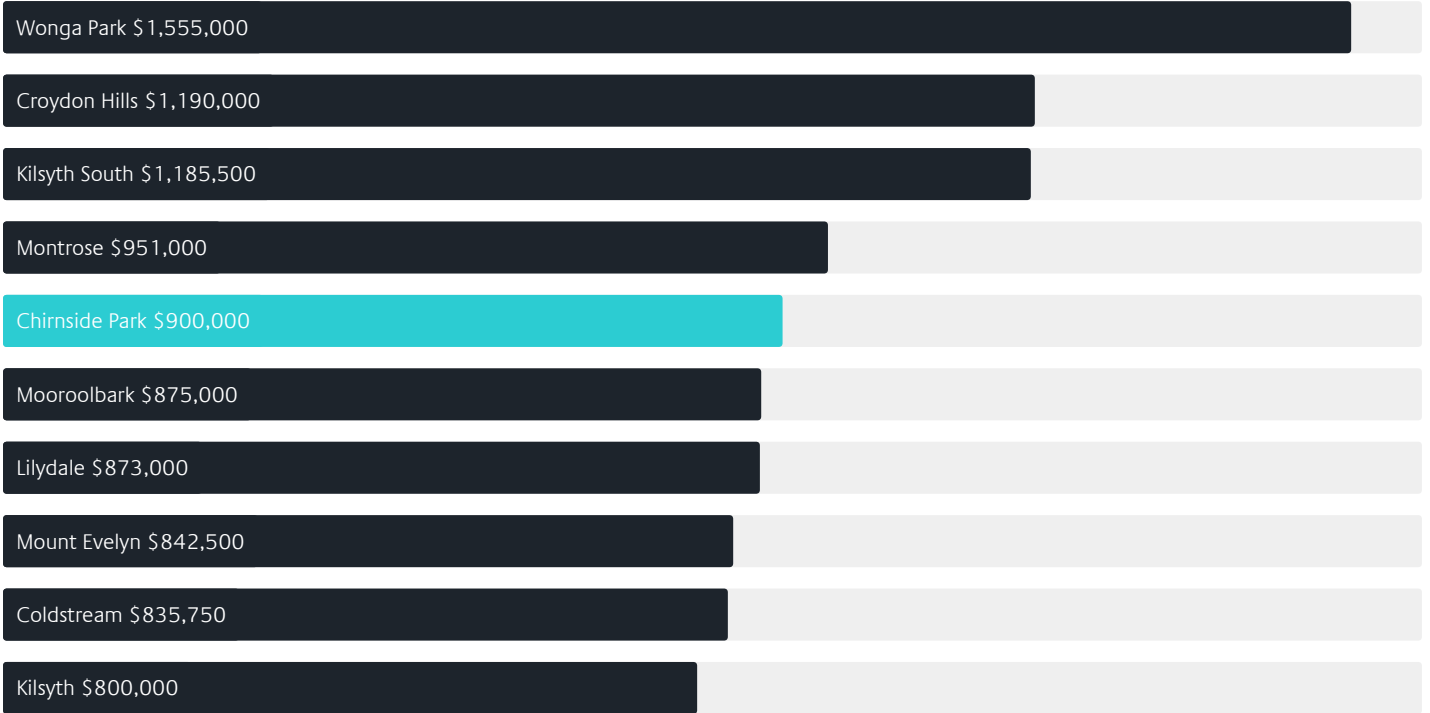
-1.30% ↓

Quarterly Price Change*




Surrounding Suburbs

Median House Sale Price*



Median Unit Sale Price*



Sales Snapshot

Sale Method^{*}



● Auction 8%
● Private 92%

Auction Clearance Rate^{*}

75%

Median Days on Market[^]

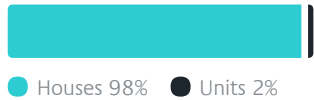
25 days

Average Hold Period^{*}

6.8 years

Insights

Dwelling Type[^]



● Houses 98% ● Units 2%

Ownership[^]



● Owned Outright 38% ● Mortgaged 49% ● Rented 12%

Population[^]

11,779

Median Asking Rent per week^{*}

\$600

Population Growth[^]

19.32%

Rental Yield^{*}

3.42%

Median Age[^]













38 years

Median Household Size[^]













2.8 people

Sold Properties~













Discover a snapshot of the most recent results for this suburb, to view the full 12 months of sales history, please go to jellisraig.com.au/suburbinsights

Address	Bedrooms	Type	Price	Sold
 43 Camden Dr Chirnside Park	4	House	\$1,170,000	16 Jan 2025
 34 Carole Av Chirnside Park	3	House	\$770,000	10 Jan 2025
 7 Carrington Ct Chirnside Park	4	House	\$892,500	08 Jan 2025
 8 Country Club Dr Chirnside Park	3	House	\$667,000	07 Jan 2025
 46 Bardaster Blvd Chirnside Park	3	House	\$735,000	03 Jan 2025
 29 Botanica Dr Chirnside Park	3	House	\$960,000	18 Dec 2024
 197 Maroondah Hwy Chirnside Park	3	House	\$758,500	17 Dec 2024
 39 Edward Rd Chirnside Park	4	House	\$830,000	17 Dec 2024
 5 Breakaday Pass Chirnside Park	4	House	\$900,000	11 Dec 2024
 9 Reeve La Chirnside Park	3	House	\$707,000	06 Dec 2024
 225 Maroondah Hwy Chirnside Park	3	House	\$775,000	06 Dec 2024
 15 Parkview Tce Chirnside Park	6	House	\$1,301,000	25 Nov 2024

Sold Properties~

Address	Bedrooms	Type	Price	Sold
 44 Crown Point Ridg Chirnside Park	5	House	\$840,000	25 Nov 2024
 76 St Andrews Dr Chirnside Park	3	House	\$722,000	21 Nov 2024
 66 Sherwood Rd Chirnside Park	4	House	\$1,300,000	20 Nov 2024
 3 Goodwin St Chirnside Park	5	House	\$1,229,000	20 Nov 2024
 4 Cloverdale La Chirnside Park	4	House	\$805,000	20 Nov 2024
 1 The Wallaby Run Chirnside Park	4	House	\$983,000	18 Nov 2024
 90 Amadeo Way Chirnside Park	3	House	\$725,000	11 Nov 2024
 39 Rolling Hills Rd Chirnside Park	4	House	\$881,000	09 Nov 2024
 61 Outlook Dr Chirnside Park	6	House	\$1,280,000	08 Nov 2024
 25 Victoria Rd Chirnside Park	3	House	\$825,000	08 Nov 2024
 40 Clubpoint Dr Chirnside Park	3	House	\$790,000	04 Nov 2024
 38 Rolloway Rise Chirnside Park	5	House	\$995,000	01 Nov 2024

Sold Properties~

Address	Bedrooms	Type	Price	Sold
 43 Chirside Dr Chirside Park	4	House	\$1,075,000	31 Oct 2024
 4/11 Peden St Chirside Park	2	Unit	\$685,000	31 Oct 2024
 5 Melba Pl Chirside Park	4	House	\$850,000	31 Oct 2024
 2 Springsong Pass Chirside Park	3	House	\$850,000	29 Oct 2024
 6 Beaumont Dr Chirside Park	4	House	\$990,000	26 Oct 2024
 32 The Wallaby Run Chirside Park	3	House	\$825,000	25 Oct 2024
 20 Haldane Cl Chirside Park	5	House	\$1,310,000	25 Oct 2024
 7 Blackfriars La Chirside Park	4	House	\$800,000	25 Oct 2024
 53 Sherwood Rd Chirside Park	4	House	\$1,500,000	22 Oct 2024
 32 Sherwood Rd Chirside Park	3	House	\$750,000	22 Oct 2024
 4 Sunnyridge Ct Chirside Park	3	House	\$813,000	21 Oct 2024
 90 Stanley St Chirside Park	5	House	\$3,022,500	21 Oct 2024

Jellis Craig

Mooroolbark Office
46-52 Brice Avenue, Mooroolbark
(03) 9726 8888

jelliscraig.com.au

Data is current as of PDF generation date 20/01/2025

* Updated Quarterly for the past 12 months

^ Updated daily for the past quarter

~ Updated daily: 33 recent results.

This publication contains data, analytics, statistics and other information supplied by PROPERTYDATAONLINE PTY LTD (PropertyData). The data provided in this publication is of a general nature and should not be construed as specific advice or relied upon in lieu of appropriate professional advice.

PropertyData relies upon data supplied by third parties and while the data is checked and reviewed, PropertyData does not warrant the accuracy or completeness of the information to the full extent permitted by the law and excludes all loss or damage howsoever arising (including through negligence) in connection with the data supplied by PropertyData. The State of Victoria owns the copyright in the Property Sales Data and reproduction of that data in any way without the consent of the State of Victoria will constitute a breach of the Copyright Act 1968 (cth). The State of Victoria does not warrant the accuracy or completeness of the Property Sales Data and any person using or relying upon such information does so on the basis that the State of Victoria accepts no responsibility or liability whatsoever for any errors, faults, defects or omissions in the information supplied.