

Suburb Report

Know your neighbourhood.



Property Prices

Median House Price*

Median

\$900k

Quarterly Price Change

0.41% ↑

Median Unit Price*

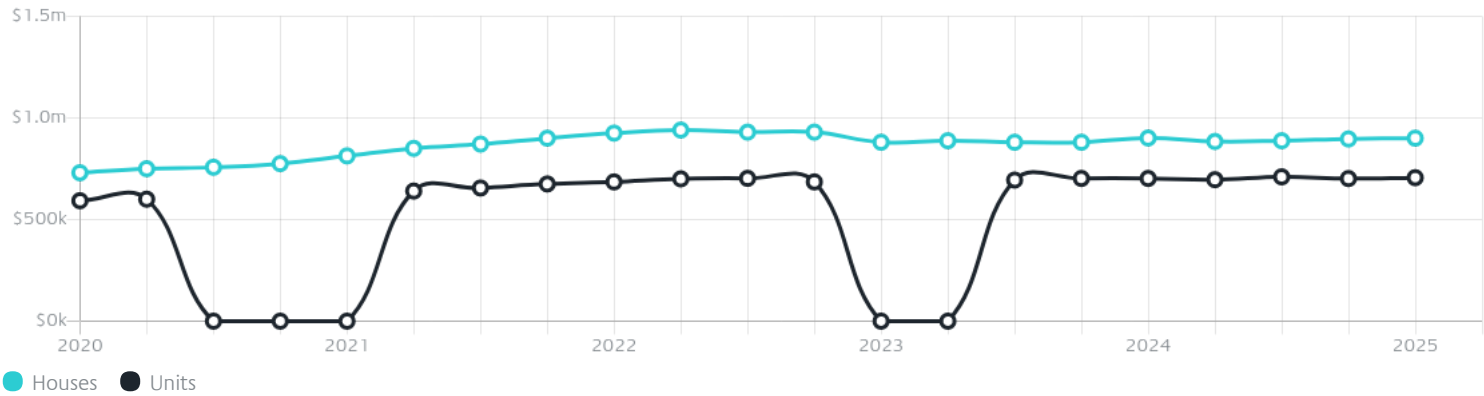
Median

\$706k

Quarterly Price Change

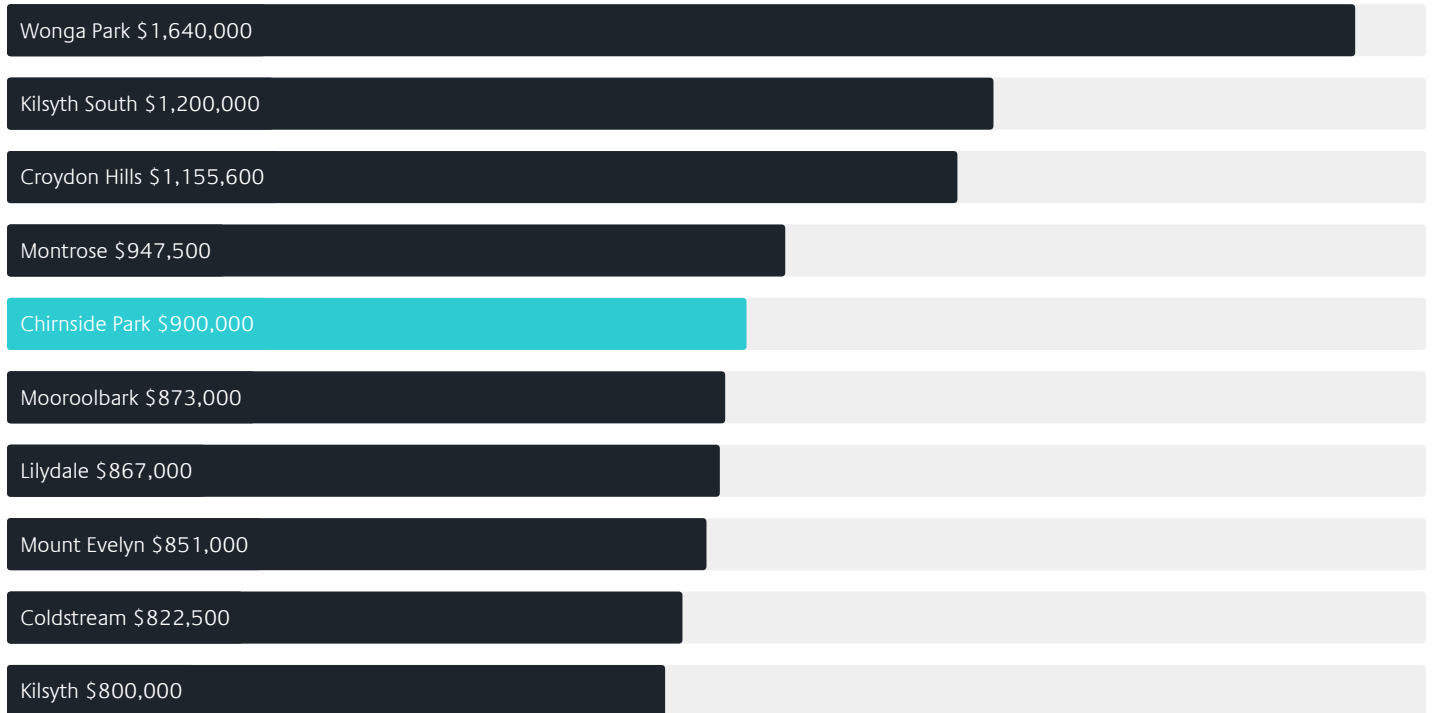
0.60% ↑

Quarterly Price Change*




Surrounding Suburbs

Median House Sale Price*



Median Unit Sale Price*



Sales Snapshot

Sale Method*



● Auction 6%
● Private 94%

Auction Clearance Rate*

100%

Median Days on Market^

33 days

Average Hold Period*

6.8 years

Insights

Dwelling Type^



● Houses 98% ● Units 2%

Ownership^



● Owned Outright 38% ● Mortgaged 49% ● Rented 12%

Population^

11,779

Median Asking Rent per week*

\$650

Population Growth^

19.32%

Rental Yield*

3.42%

Median Age^













38 years

Median Household Size^













2.8 people

Sold Properties~













Discover a snapshot of the most recent results for this suburb, to view the full 12 months of sales history, please go to jellisraig.com.au/suburbinsights

Address	Bedrooms	Type	Price	Sold
 1 Lancaster Pl Chirnside Park	3	House	\$825,000	31 May 2025
 29a Harvest Dr Chirnside Park	3	House	\$675,000	28 May 2025
 83a Country Club Dr Chirnside Park	3	House	\$930,000	17 May 2025
 2/5 Brambleberry La Chirnside Park	2	Unit	\$580,000	12 May 2025
 127 Rolling Hills Rd Chirnside Park	4	House	\$1,050,000	12 May 2025
 4 Karrala Ct Chirnside Park	4	House	\$1,460,000	10 May 2025
 20 Grandvalley Dr CHIRNSIDE PARK	3	House	\$845,000	08 May 2025
 5 Bromley Cl Chirnside Park	4	House	\$1,075,000	07 May 2025
 2 St John Ccl Chirnside Park	3	House	\$1,280,000	07 May 2025
 80 Locksley Rd Chirnside Park	4	House	\$1,385,000	06 May 2025
 15 The Wallaby Run Chirnside Park	5	House	\$775,000	29 Apr 2025
 10 Glendale Dr Chirnside Park	4	House	\$885,000	24 Apr 2025

Sold Properties~

Address	Bedrooms	Type	Price	Sold
 94 Rolling Hills Rd Chirnside Park	4	House	\$960,000	24 Apr 2025
 151 Botanica Dr Chirnside Park	4	House	\$1,070,000	18 Apr 2025
 28 Polaris Way Chirnside Park	5	House	\$785,000	17 Apr 2025
 15 The Wallaby Run Chirnside Park	5	House	\$775,000	17 Apr 2025
 6 Thompson Cr Chirnside Park	3	Townhouse	\$715,000	17 Apr 2025
 8 Springsong Pass Chirnside Park	4	House	\$800,000	17 Apr 2025
 51 Billanook Way Chirnside Park	3	House	\$950,000	16 Apr 2025
 7 Rosewood Pl Chirnside Park	3	House	\$830,000	14 Apr 2025
 49 Country Club Dr Chirnside Park	5	House	\$960,000	10 Apr 2025
 57 Botanica Dr Chirnside Park	3	House	\$730,000	10 Apr 2025
 51 Kingswood Dr Chirnside Park	3	House	\$855,000	08 Apr 2025
 43 St John Ccl Chirnside Park	3	House	\$1,235,000	03 Apr 2025

Sold Properties~

Address	Bedrooms	Type	Price	Sold
 17 Yarraridge Dr Chirnside Park	4	House	\$1,080,000	02 Apr 2025
 11 Belsay Cha Chirnside Park	2	Flat/Unit/Apartment	\$720,000	01 Apr 2025
 115 Billanook Way CHIRNSIDE PARK	4	House	\$840,000	29 Mar 2025
 62 Sherwood Rd Chirnside Park	3	House	\$1,095,000	29 Mar 2025
 14 Commerford Pl Chirnside Park	2	House	\$716,350	27 Mar 2025
 14 Clubpoint Dr Chirnside Park	4	House	\$875,000	26 Mar 2025
 51 Yarra Valley Blvd CHIRNSIDE PARK	4	House	\$1,450,000	25 Mar 2025
 43 Amadeo Way Chirnside Park	3	House	\$755,000	21 Mar 2025
 101/9 El Centro Chirnside Park	2	Strata Unit/Flat	\$465,000	21 Mar 2025
 7 Locksley Rd Chirnside Park	4	House	\$1,375,000	21 Mar 2025
 54 Kimberley Dr Chirnside Park	4	House	\$990,000	18 Mar 2025
 5 Porter Mews Chirnside Park	3	House	\$770,000	16 Mar 2025



Mooroolbark Office
46-52 Brice Avenue, Mooroolbark
(03) 9726 8888

jelliscraig.com.au

Data is current as of PDF generation date 01/06/2025

* Updated Quarterly for the past 12 months

^ Updated daily for the past quarter

~ Updated daily: 33 recent results.

This publication contains data, analytics, statistics and other information supplied by PROPERTYDATAONLINE PTY LTD (PropertyData). The data provided in this publication is of a general nature and should not be construed as specific advice or relied upon in lieu of appropriate professional advice.

PropertyData relies upon data supplied by third parties and while the data is checked and reviewed, PropertyData does not warrant the accuracy or completeness of the information to the full extent permitted by the law and excludes all loss or damage howsoever arising (including through negligence) in connection with the data supplied by PropertyData. The State of Victoria owns the copyright in the Property Sales Data and reproduction of that data in any way without the consent of the State of Victoria will constitute a breach of the Copyright Act 1968 (cth). The State of Victoria does not warrant the accuracy or completeness of the Property Sales Data and any person using or relying upon such information does so on the basis that the State of Victoria accepts no responsibility or liability whatsoever for any errors, faults, defects or omissions in the information supplied.