

Suburb Report

Know your neighbourhood.



Property Prices

Median House Price*

Median

\$900k

Quarterly Price Change

1.40% ↑

Median Unit Price*

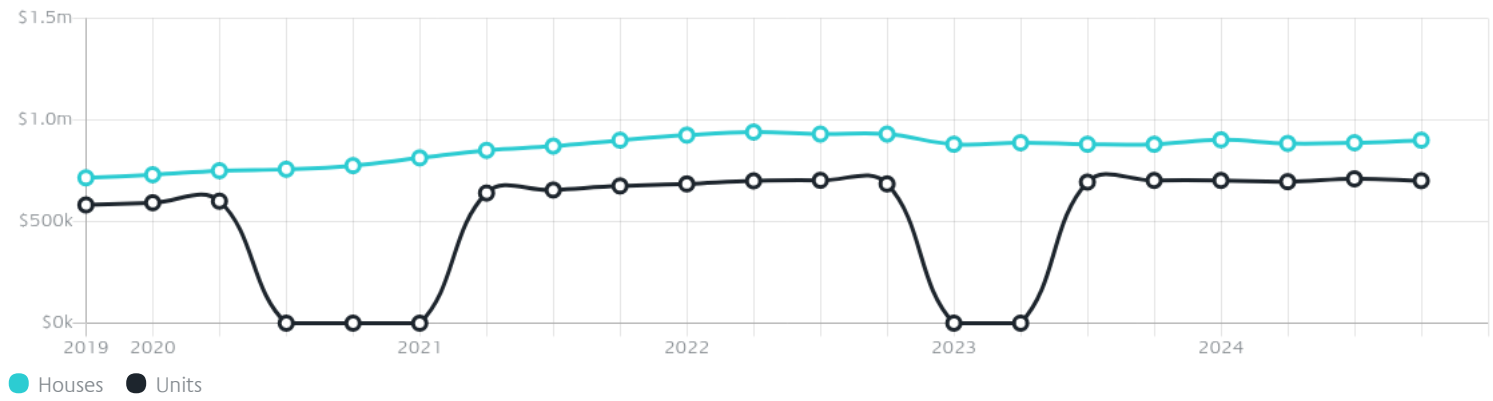
Median

\$701k

Quarterly Price Change

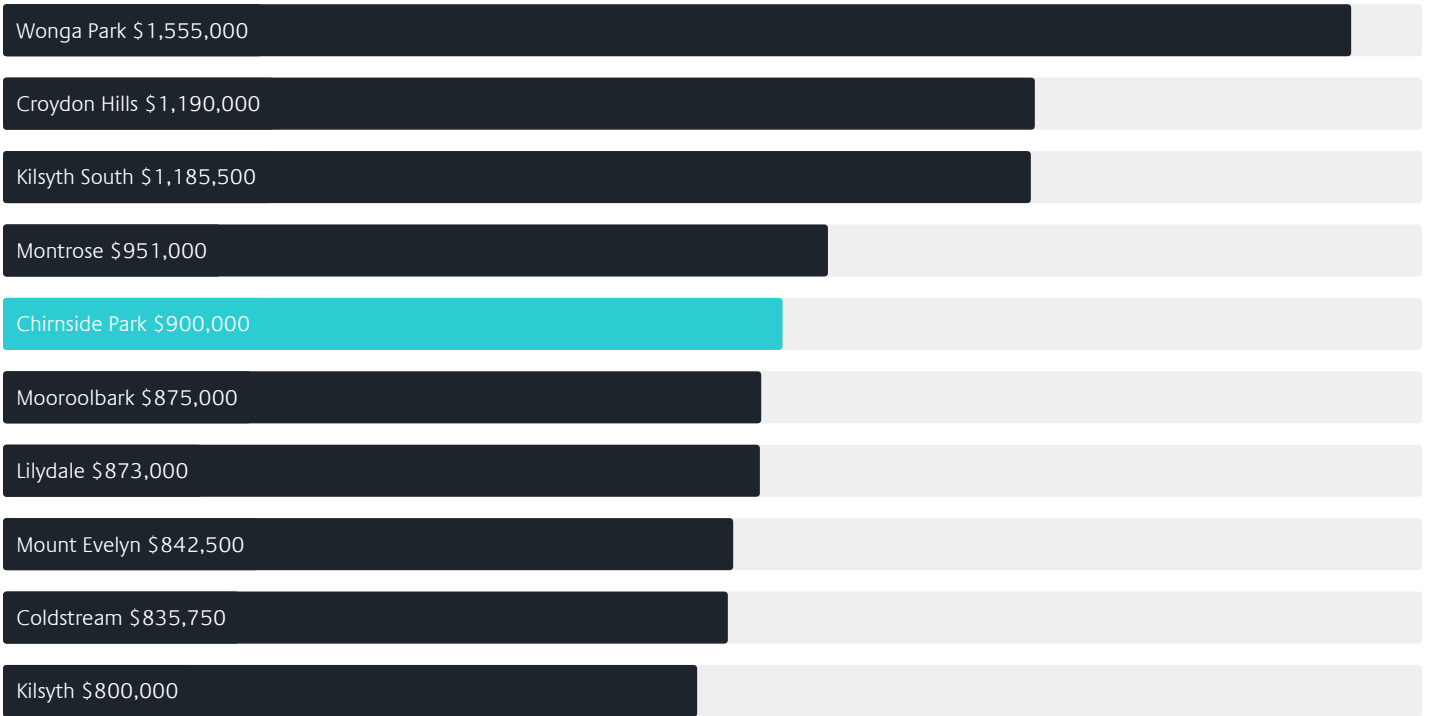
-1.30% ↓

Quarterly Price Change*



Surrounding Suburbs

Median House Sale Price*



Median Unit Sale Price*



Sales Snapshot

Sale Method^{*}



● Auction 5%
● Private 95%

Auction Clearance Rate^{*}

66.67%

Median Days on Market[^]

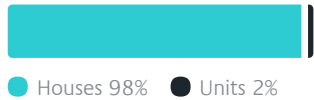
32 days

Average Hold Period^{*}

6.8 years

Insights

Dwelling Type[^]



● Houses 98% ● Units 2%

Ownership[^]



● Owned Outright 38% ● Mortgaged 49% ● Rented 12%

Population[^]

11,779

Median Asking Rent per week^{*}

\$600

Population Growth[^]

19.32%

Rental Yield^{*}

3.42%

Median Age[^]













38 years

Median Household Size[^]













2.8 people

Sold Properties~













Discover a snapshot of the most recent results for this suburb, to view the full 12 months of sales history, please go to jellisraig.com.au/suburbinsights

Address	Bedrooms	Type	Price	Sold
 92-94 Edward Rd Chirnside Park	5	House	\$1,285,000	24 Feb 2025
 19 Valley Ho Chirnside Park	3	House	\$881,000	22 Feb 2025
 38 Sherwood Rd Chirnside Park	3	Townhouse	\$735,000	21 Feb 2025
 2/4 Vista Dr Chirnside Park	2	Unit	\$680,000	19 Feb 2025
 10 Buvelot Ct Chirnside Park	3	House	\$795,000	17 Feb 2025
 28A Songbird Av Chirnside Park	3	House	\$895,000	17 Feb 2025
 14 Wickham Ct Chirnside Park	5	House	\$1,262,000	17 Feb 2025
 71 Country Club Dr Chirnside Park	3	House	\$845,000	17 Feb 2025
 19 Roseman Rd CHIRNSIDE PARK	3	House	\$736,500	15 Feb 2025
 1A Akarana Rd Chirnside Park	4	House	\$1,010,000	14 Feb 2025
 17 Commerford Pl Chirnside Park	2	House	\$700,000	13 Feb 2025
 48 Sugarloaf Dr Chirnside Park	3	House	\$750,000	12 Feb 2025

Sold Properties~

Address	Bedrooms	Type	Price	Sold
 7a Joanne Av Chirside Park	4	House	\$1,020,000	11 Feb 2025
 1 Sierra Pl Chirside Park	5	House	\$990,000	08 Feb 2025
 30 Crown Point Ridg Chirside Park	6	House	\$1,126,000	04 Feb 2025
 20 Anthony Dr Chirside Park	5	House	\$1,120,000	03 Feb 2025
 65 Amadeo Way Chirside Park	3	Townhouse	\$762,000	03 Feb 2025
 4 Buvelot Ct Chirside Park	4	House	\$1,400,000	28 Jan 2025
 10 Grandvalley Dr Chirside Park	3	House	\$690,000	25 Jan 2025
 41 Belsay Cha Chirside Park	3	Flat/Unit/Apartment	\$610,000	21 Jan 2025
 43 Camden Dr Chirside Park	4	House	\$1,170,000	16 Jan 2025
 10 Chirside Dr Chirside Park	3	House	\$750,000	16 Jan 2025
 34 Carole Av Chirside Park	3	House	\$770,000	10 Jan 2025
 7 Carrington Ct Chirside Park	4	House	\$892,500	08 Jan 2025

Sold Properties~

Address	Bedrooms	Type	Price	Sold
 8 Country Club Dr Chirnside Park	3	House	\$667,000	07 Jan 2025
 4 Oxley Ct Chirnside Park	3	House	\$815,000	07 Jan 2025
 137 Switchback Rd Chirnside Park	3	House	\$835,000	04 Jan 2025
 46 Bardaster Blvd Chirnside Park	3	House	\$735,000	03 Jan 2025
 29 Botanica Dr Chirnside Park	3	House	\$960,000	18 Dec 2024
 197 Maroondah Hwy Chirnside Park	3	House	\$758,500	17 Dec 2024
 39 Edward Rd Chirnside Park	4	House	\$830,000	17 Dec 2024
 7 West Wood Pass Chirnside Park	3	House	\$825,000	13 Dec 2024
 5 Breakaday Pass Chirnside Park	4	House	\$900,000	11 Dec 2024
 152 Botanica Dr Chirnside Park	5	House	\$1,630,000	09 Dec 2024
 57 Amadeo Way Chirnside Park	3	Townhouse	\$686,000	09 Dec 2024
 27 Rolloway Rise Chirnside Park	6	House	\$880,000	06 Dec 2024

Jellis Craig

Mooroolbark Office
46-52 Brice Avenue, Mooroolbark
(03) 9726 8888

jellisraig.com.au

Data is current as of PDF generation date 01/03/2025

* Updated Quarterly for the past 12 months

^ Updated daily for the past quarter

~ Updated daily: 33 recent results.

This publication contains data, analytics, statistics and other information supplied by PROPERTYDATAONLINE PTY LTD (PropertyData). The data provided in this publication is of a general nature and should not be construed as specific advice or relied upon in lieu of appropriate professional advice.

PropertyData relies upon data supplied by third parties and while the data is checked and reviewed, PropertyData does not warrant the accuracy or completeness of the information to the full extent permitted by the law and excludes all loss or damage howsoever arising (including through negligence) in connection with the data supplied by PropertyData. The State of Victoria owns the copyright in the Property Sales Data and reproduction of that data in any way without the consent of the State of Victoria will constitute a breach of the Copyright Act 1968 (cth). The State of Victoria does not warrant the accuracy or completeness of the Property Sales Data and any person using or relying upon such information does so on the basis that the State of Victoria accepts no responsibility or liability whatsoever for any errors, faults, defects or omissions in the information supplied.