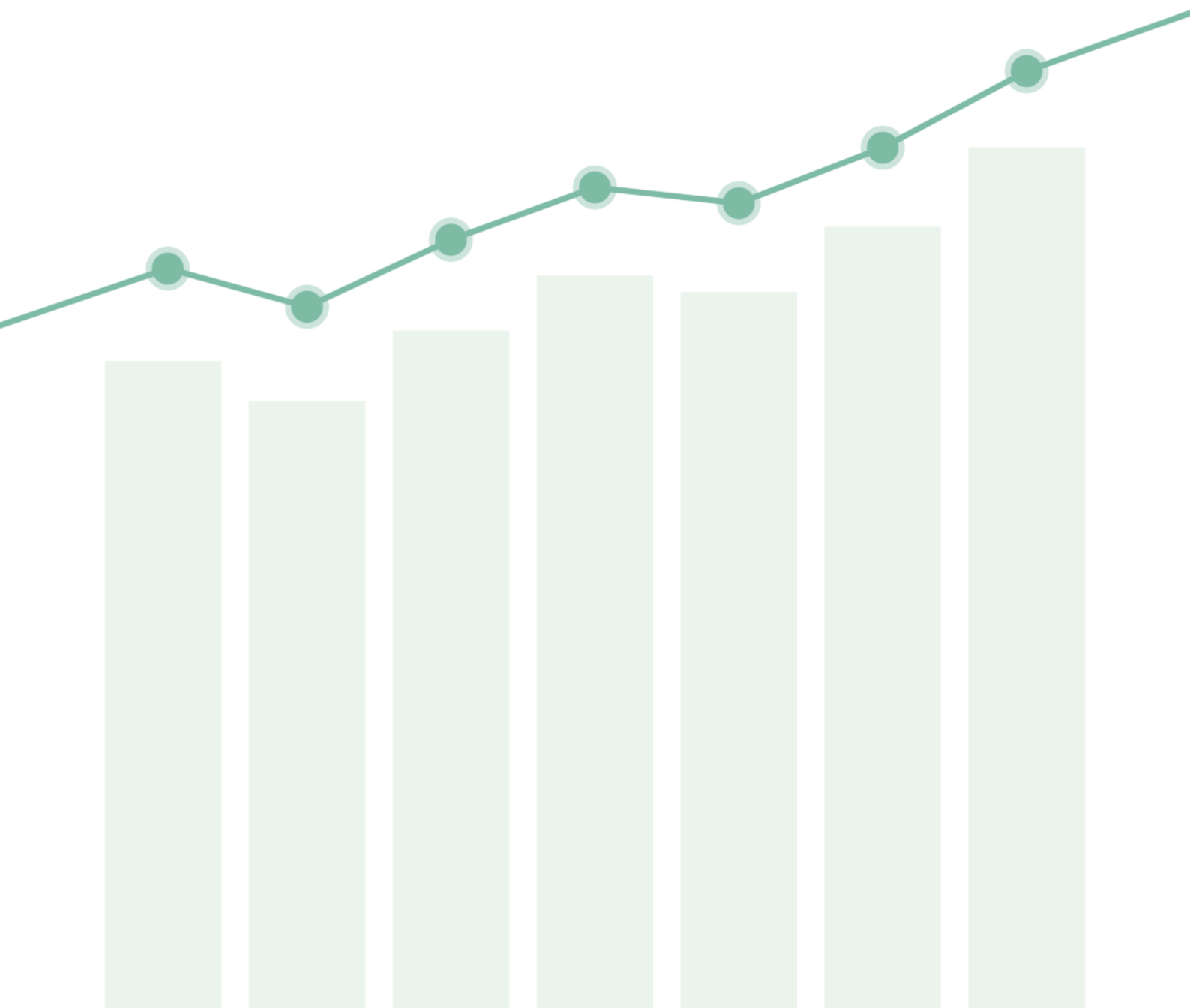


JellisCraig

CLARINDA

Suburb Report

Know your neighbourhood.



CLARINDA SUBURB REPORT

Median House Price*

Median

\$1.12m

Quarterly Price Change

6.23% ↑

Median Unit Price*


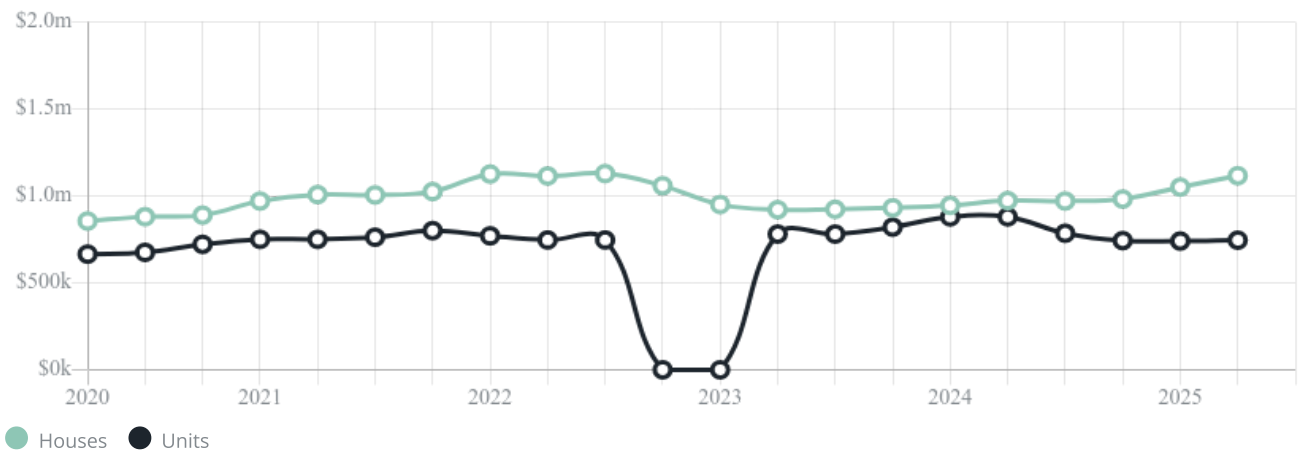
Median

\$745k

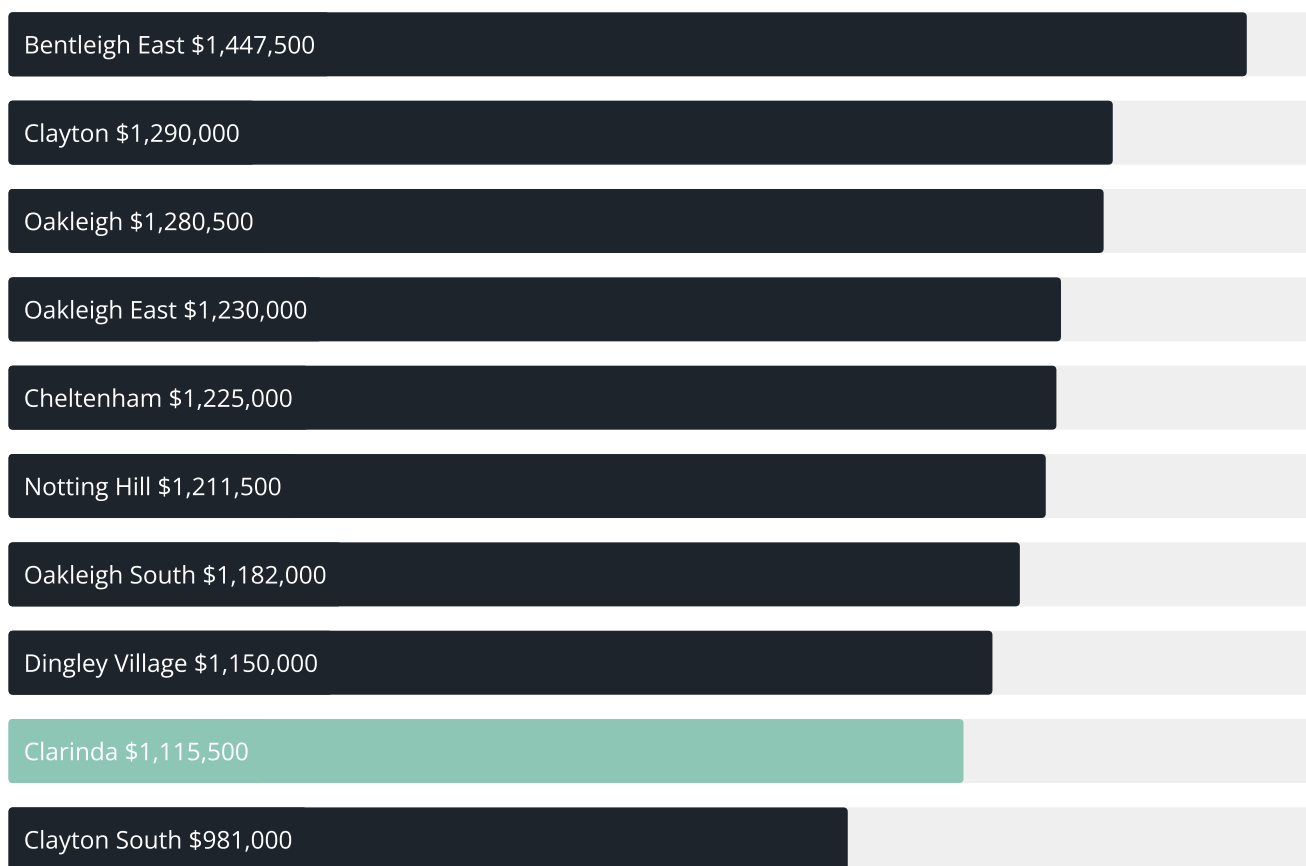
Quarterly Price Change

0.67% ↑

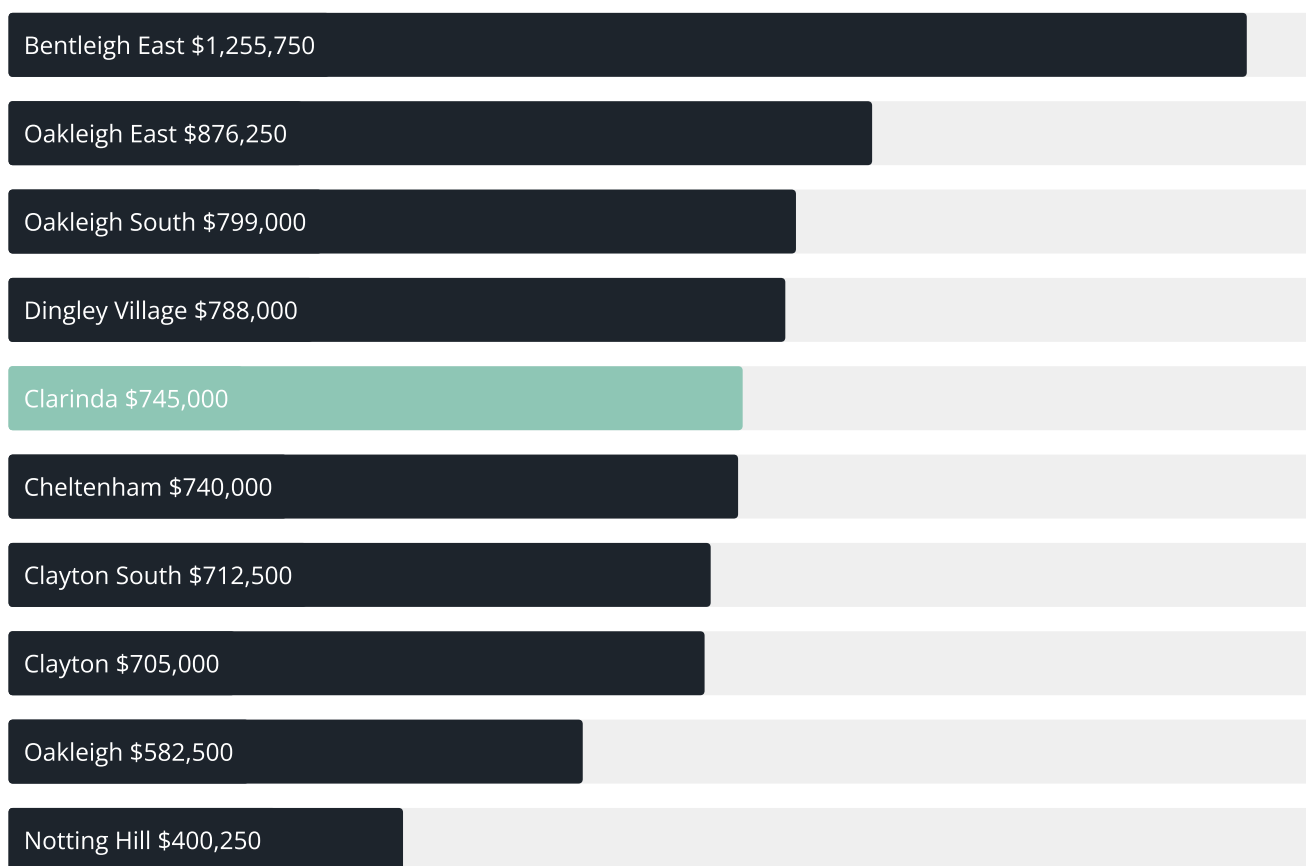
Quarterly Price Change*



Median House Sale Price*



Median Unit Sale Price*



CLARINDA SUBURB REPORT

Sale Method*



Auction Clearance Rate*

77.78%

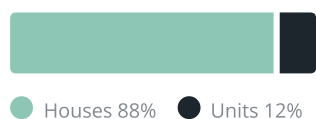
Median Days on Market^

36 days

Average Hold Period*

8.0 years

Dwelling Type^



Ownership^



Population^

7,441

Median Asking Rent per week*

\$663

Population Growth^

-0.53%

Rental Yield*

3.49%

Median Age^











45 years

Median Household Size^











2.7 people

CLARINDA SUBURB REPORT











Discover a snapshot of the most recent results for this suburb, to view the full 12 months of sales history, please go to jellisicraig.com.au/suburbinsights

Address	Bedrooms	Type	Price	Sold
 1 Poulter Cr Clarinda	4	House	\$1,117,000	19 Jul 2025
 22/71-109 Bourke Rd Clarinda	1	Unit	\$325,000	04 Jul 2025
 33 Wandoo Av Clarinda	3	House	\$1,228,000	29 Jun 2025
 1/46 Tully Rd Clarinda	4	Townhouse	\$936,000	28 Jun 2025
 19 Dalbeattie Dr Clarinda	3	House	\$840,000	20 Jun 2025
 3 Coral Ct Clarinda	3	House	\$1,050,000	07 Jun 2025
 17 Lochmaben Ct CLARINDA	4	House	\$1,400,000	03 Jun 2025
 1/1176 Centre Rd Clarinda	2	Unit	\$600,000	20 May 2025
 48 Crawford Rd Clarinda	4	House	\$1,275,000	17 May 2025
 55 Arunta Cr Clarinda	4	House	\$1,266,000	17 May 2025

CLARINDA SUBURB REPORT

Address	Bedrooms	Type	Price	Sold
 5 Rashu Ct Clarinda	3	House	\$929,000	17 May 2025
 7 Tully Rd Clarinda	3	House	\$850,000	12 May 2025
 8/7 Crawford Rd Clarinda	3	Flat/Unit/Apartment	\$825,000	09 May 2025
 2/5 Mack Cr Clarinda	3	Flat/Unit/Apartment	\$791,000	03 May 2025
 31 Viney St Clarinda	3	House	\$1,110,000	03 May 2025
 17d Inverness St Clarinda	2	Townhouse	\$846,000	05 Apr 2025
 26 Arunta Cr Clarinda	3	House	\$1,120,000	05 Apr 2025
 2/24 Elder St Clarinda	3	Flat/Unit/Apartment	\$930,000	01 Apr 2025
 23 Rosewall Pl Clarinda	4	House	\$960,000	01 Apr 2025
 17/104 Springs Rd Clarinda	2	Townhouse	\$710,000	30 Mar 2025

CLARINDA SUBURB REPORT

Address	Bedrooms	Type	Price	Sold
 24 Leslie Rd Clarinda	2	House	\$825,000	30 Mar 2025
 31 Sundowner Av Clarinda	4	House	\$1,350,000	22 Mar 2025
 37 Davanzo Av Clarinda	4	House	\$1,011,000	22 Mar 2025
 4/7 Crawford Rd Clarinda	3	House	\$792,000	21 Mar 2025
 13 Inverness St Clarinda	3	House	\$825,000	21 Mar 2025
 1/16 Murphy St Clarinda	3	Strata Unit/Flat	\$828,000	15 Mar 2025
 3 Sharra Ct Clarinda	4	House	\$1,300,000	13 Mar 2025
 187 Elder St.S Clarinda	3	House	\$1,200,000	02 Mar 2025
 187 Elder St Clarinda	4	House	\$1,200,000	02 Mar 2025
 14 Andrew Ct Clarinda	3	House	\$865,000	01 Mar 2025



jellisraig.com.au

Data is current as of PDF generation date 01/08/2025

* Updated Quarterly for the past 12 months
^ Updated daily for the past quarter
~ Updated daily: 33 recent results.

This publication contains data, analytics, statistics and other information supplied by PROPERTYDATAONLINE PTY LTD (PropertyData). The data provided in this publication is of a general nature and should not be construed as specific advice or relied upon in lieu of appropriate professional advice.

PropertyData relies upon data supplied by third parties and while the data is checked and reviewed, PropertyData does not warrant the accuracy or completeness of the information to the full extent permitted by the law and excludes all loss or damage howsoever arising (including through negligence) in connection with the data supplied by PropertyData. The State of Victoria owns the copyright in the Property Sales Data and reproduction of that data in any way without the consent of the State of Victoria will constitute a breach of the Copyright Act 1968 (cth). The State of Victoria does not warrant the accuracy or completeness of the Property Sales Data and any person using or relying upon such information does so on the basis that the State of Victoria accepts no responsibility or liability whatsoever for any errors, faults, defects or omissions in the information supplied.