

## *Suburb Report*

Know your neighbourhood.



# Property Prices

## Median House Price\*

Median  
**\$1.07m**

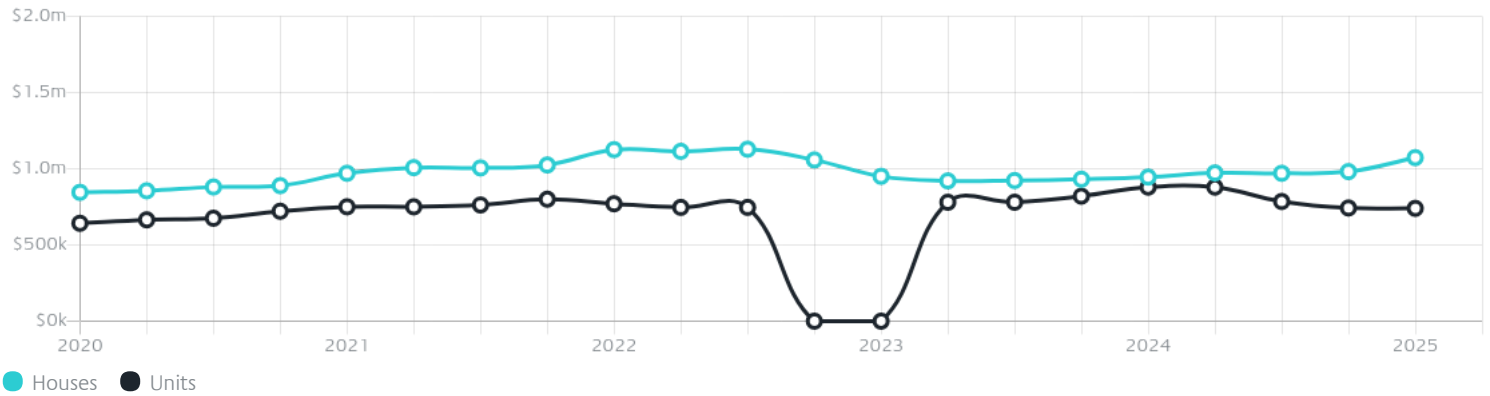
Quarterly Price Change  
**9.32% ↑**

## Median Unit Price\*

Median  
**\$740k**

Quarterly Price Change  
**-0.33% ↓**

## Quarterly Price Change\*



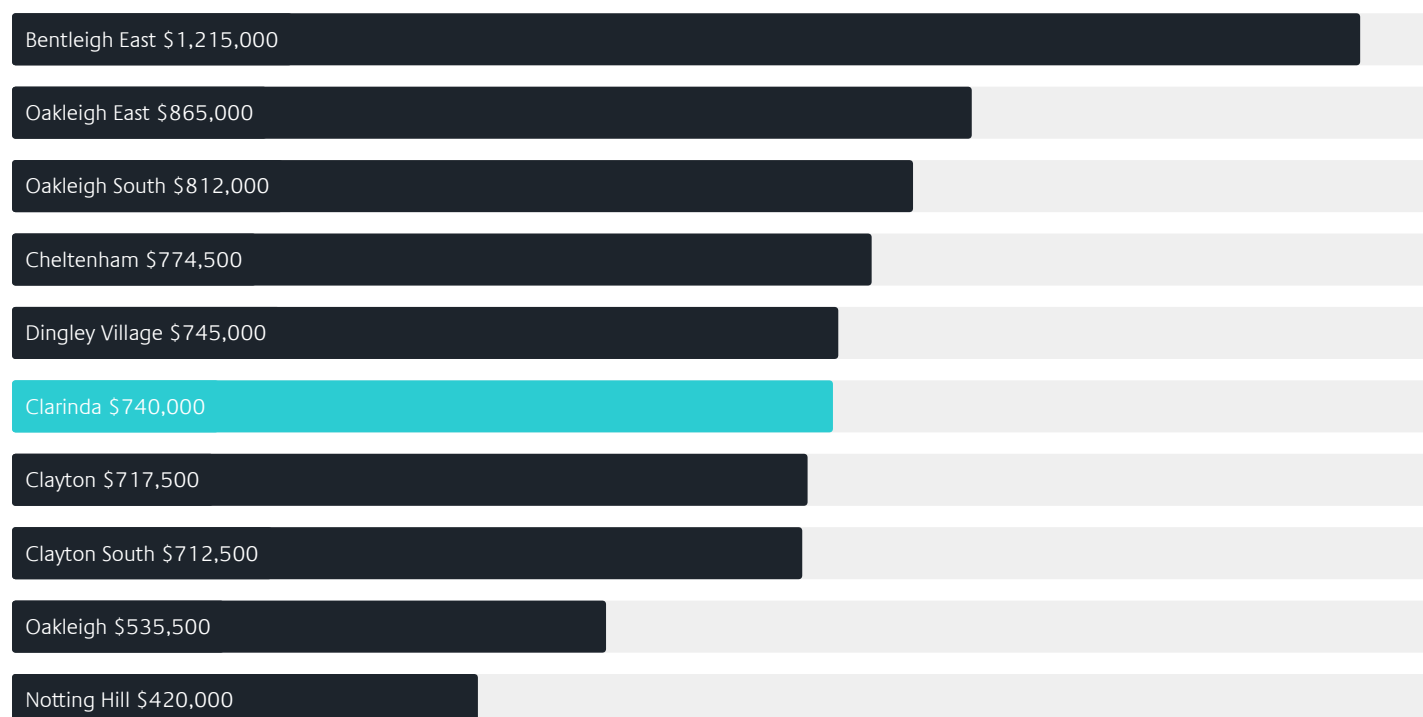
# Surrounding Suburbs

---

## Median House Sale Price\*



## Median Unit Sale Price\*



# Sales Snapshot

## Sale Method<sup>\*</sup>



● Auction 77%  
● Private 23%

## Auction Clearance Rate<sup>\*</sup>

100%

## Median Days on Market<sup>^</sup>

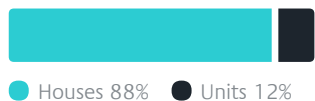
24 days

## Average Hold Period<sup>\*</sup>

8.0 years

# Insights

## Dwelling Type<sup>^</sup>



● Houses 88% ● Units 12%

## Ownership<sup>^</sup>



● Owned Outright 48% ● Mortgaged 33% ● Rented 20%

## Population<sup>^</sup>

7,441

## Median Asking Rent per week<sup>\*</sup>

\$650

## Population Growth<sup>^</sup>

-0.53%

## Rental Yield<sup>\*</sup>

3.49%

## Median Age<sup>^</sup>













45 years

## Median Household Size<sup>^</sup>













2.7 people

# Sold Properties~













Discover a snapshot of the most recent results for this suburb, to view the full 12 months of sales history, please go to [jellisraig.com.au/suburbinsights](https://jellisraig.com.au/suburbinsights)

Address	Bedrooms	Type	Price	Sold
 17d Inverness St Clarinda	2	Townhouse	\$846,000	05 Apr 2025
 26 Arunta Cr Clarinda	3	House	\$1,120,000	05 Apr 2025
 17/104 Springs Rd Clarinda	2	Townhouse	\$710,000	30 Mar 2025
 37 Davanzo Av Clarinda	4	House	\$1,011,000	22 Mar 2025
 31 Sundowner Av Clarinda	4	House	\$1,350,000	22 Mar 2025
 4/7 Crawford Rd Clarinda	3	House	\$792,000	21 Mar 2025
 3 Sharra Ct Clarinda	4	House	\$1,300,000	13 Mar 2025
 187 Elder St.S Clarinda	3	House	\$1,200,000	02 Mar 2025
 187 Elder St Clarinda	4	House	\$1,200,000	02 Mar 2025
 72 Hunt Cr Clarinda	4	House	\$1,107,000	25 Feb 2025
 2/126 Bourke Rd Clarinda	3	Unit	\$885,000	22 Feb 2025
 57 Crawford Rd Clarinda	3	House	\$1,095,000	19 Feb 2025

# Sold Properties~

Address	Bedrooms	Type	Price	Sold
 6 Wandoo Av Clarinda	3	House	\$1,050,000	15 Feb 2025
 1/38 Elder St Clarinda	3	Unit	\$767,000	15 Feb 2025
 9/71-109 Bourke Rd Clarinda	1	Unit	\$255,000	14 Feb 2025
 19 Leonard Cl Clarinda	3	House	\$895,000	08 Feb 2025
 1/38 Arunta Cr Clarinda	3	House	\$900,000	08 Feb 2025
 27 Arunta Cr Clarinda	3	House	\$1,200,000	01 Feb 2025
 12/71-109 Bourke Rd Clarinda	2	Unit	\$390,000	28 Jan 2025
 43 Hunt Cr Clarinda	3	House	\$880,000	24 Jan 2025
 26 Rosella Av Clarinda	5	House	\$1,388,000	23 Dec 2024
 1b The Parade Clarinda	3	House	\$1,050,000	19 Dec 2024
 5 Warsaw Ct Clarinda	2	House	\$780,000	18 Dec 2024
 24 Dalbeattie Dr Clarinda	3	House	\$1,110,000	12 Dec 2024

# Sold Properties~

Address	Bedrooms	Type	Price	Sold
 45 Arunta Cr Clarinda	3	House	\$1,111,000	07 Dec 2024
 13A Inverness St Clarinda	3	House	\$809,000	07 Dec 2024
 16 Tanya Ct Clarinda	2	House	\$820,000	04 Dec 2024
 47 Bushland Av Clarinda	3	House	\$940,000	03 Dec 2024
 123 Elder St.S Clarinda	3	House	\$951,000	30 Nov 2024
 123 Elder St Clarinda	3	House	\$951,000	30 Nov 2024
 31 Poulter Cr Clarinda	4	House	\$1,365,000	23 Nov 2024
 7 Wandoo Av Clarinda	4	House	\$1,306,500	23 Nov 2024
 1 / 20 Elder St Clarinda	3	Unit	\$831,500	16 Nov 2024
 126 Springs Rd Clarinda	3	House	\$927,000	16 Nov 2024
 2B Springs Rd Clarinda	4	House	\$1,300,000	16 Nov 2024
 29 Bushland Av Clarinda	4	House	\$1,200,500	09 Nov 2024



[jelliscraig.com.au](https://jelliscraig.com.au)

Data is current as of PDF generation date 01/05/2025

\* Updated Quarterly for the past 12 months

^ Updated daily for the past quarter

~ Updated daily: 33 recent results.

This publication contains data, analytics, statistics and other information supplied by PROPERTYDATAONLINE PTY LTD (PropertyData). The data provided in this publication is of a general nature and should not be construed as specific advice or relied upon in lieu of appropriate professional advice.

PropertyData relies upon data supplied by third parties and while the data is checked and reviewed, PropertyData does not warrant the accuracy or completeness of the information to the full extent permitted by the law and excludes all loss or damage howsoever arising (including through negligence) in connection with the data supplied by PropertyData. The State of Victoria owns the copyright in the Property Sales Data and reproduction of that data in any way without the consent of the State of Victoria will constitute a breach of the Copyright Act 1968 (cth). The State of Victoria does not warrant the accuracy or completeness of the Property Sales Data and any person using or relying upon such information does so on the basis that the State of Victoria accepts no responsibility or liability whatsoever for any errors, faults, defects or omissions in the information supplied.