

# JellisCraig

CLAYTON

# Suburb Report

Know your neighbourhood.



CLAYTON SUBURB REPORT

Median House Price\*

Median

\$1.29m

Quarterly Price Change

0.97% ↑

Median Unit Price\*

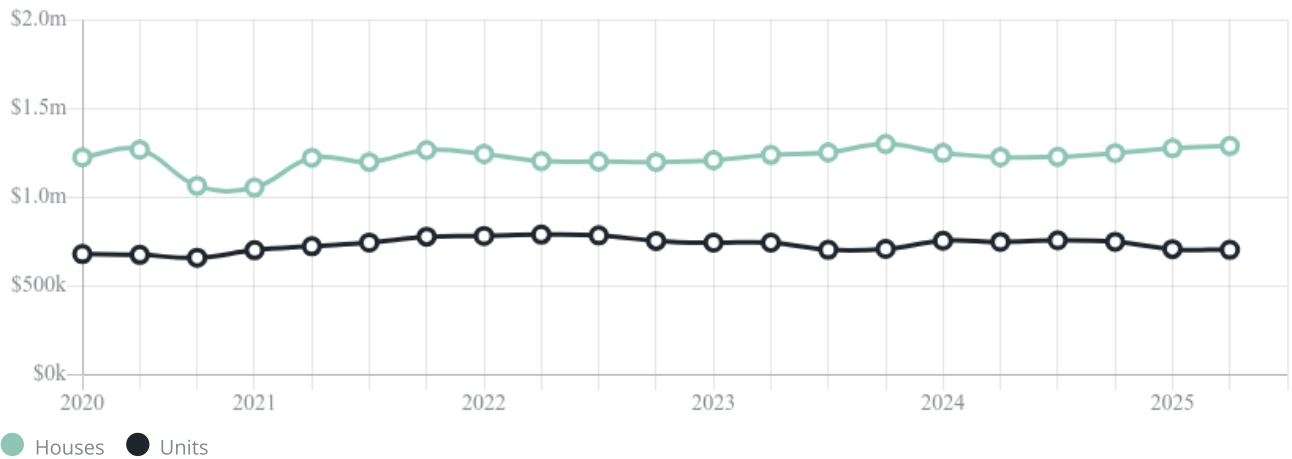
Median

\$705k

Quarterly Price Change


-0.54% ↓

Quarterly Price Change\*

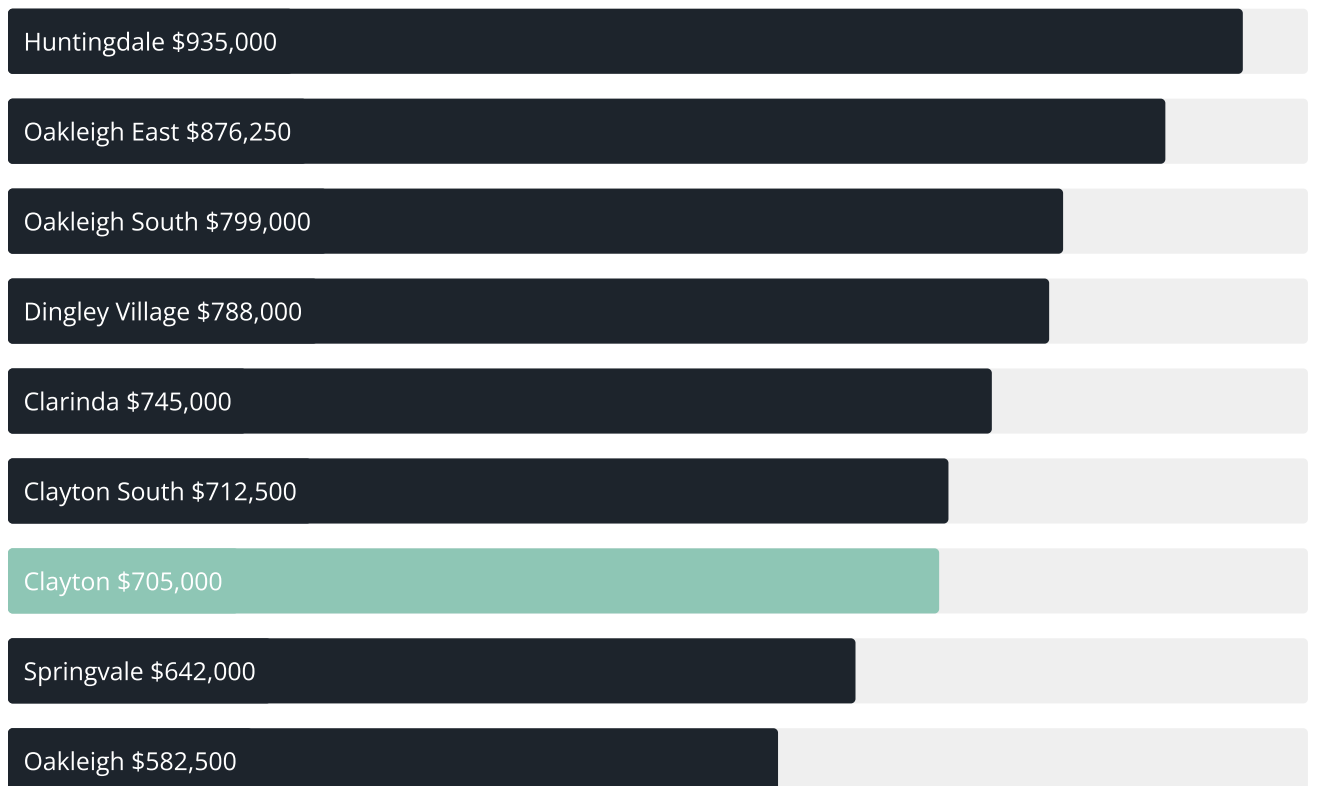


## CLAYTON SUBURB REPORT

### Median House Sale Price<sup>\*</sup>



### Median Unit Sale Price<sup>\*</sup>



## CLAYTON SUBURB REPORT

## Sale Method\*



● Auction 58%  
● Private 42%

## Auction Clearance Rate\*

**82.69%**

## Median Days on Market^

**29 days**

## Average Hold Period\*

**6.1 years**

## Dwelling Type^



● Houses 36% ● Units 64%

## Ownership^



● Owned Outright 22% ● Mortgaged 20% ● Rented 58%

## Population^

**18,988**

## Median Asking Rent per week\*

**\$650**

## Population Growth^

**-1.91%**

## Rental Yield\*

**2.63%**

## Median Age^











**28 years**

## Median Household Size^











**2.5 people**

## CLAYTON SUBURB REPORT











Discover a snapshot of the most recent results for this suburb, to view the full 12 months of sales history, please go to [jellisicraig.com.au/suburbinsights](https://jellisicraig.com.au/suburbinsights)

Address	Bedrooms	Type	Price	Sold
 3/29 Banksia St Clayton	4	Townhouse	\$1,056,000	09 Aug 2025
 1206/2 Connam Av Clayton	2	Apartment	\$485,000	04 Aug 2025
 3/36 Panorama St Clayton	3	Townhouse	\$945,000	02 Aug 2025
 17 Seascape St Clayton	7	House	\$1,466,000	27 Jul 2025
 2/10 Atlantic St Clayton	3	Unit	\$840,000	26 Jul 2025
 106/864 Blackburn Rd Clayton	2	Apartment	\$530,000	22 Jul 2025
 14 Banksia St Clayton	3	House	\$1,401,000	19 Jul 2025
 2/27 Colonel St Clayton	3	Townhouse	\$980,000	19 Jul 2025
 2 Donald St Clayton	5	House	\$1,310,000	19 Jul 2025
 26 Prince Charles St Clayton	5	House	\$1,912,600	19 Jul 2025

## CLAYTON SUBURB REPORT

Address	Bedrooms	Type	Price	Sold
 5/11 Yarram Cr Clayton	2	Townhouse	\$640,000	19 Jul 2025
 88 Ormond Rd Clayton	4	House	\$1,600,000	12 Jul 2025
 2/39 Evelyn St Clayton	3	Townhouse	\$890,000	12 Jul 2025
 12/1303-1305 Centre Rd Clayton	4	Townhouse	\$925,000	10 Jul 2025
 19/1 Greenfield Dr Clayton	2	Apartment	\$400,000	09 Jul 2025
 3/11 Iona St Clayton	3	Townhouse	\$911,000	05 Jul 2025
 24 Prince Charles St Clayton	4	House	\$1,400,000	05 Jul 2025
 2/18-20 Francis St Clayton	2	Unit	\$605,000	29 Jun 2025
 1/24 Belmont Av Clayton	3	House	\$1,290,888	28 Jun 2025
 205/2 Connam Av Clayton	2	Strata Unit/Flat	\$885,000	28 Jun 2025

## CLAYTON SUBURB REPORT

Address	Bedrooms	Type	Price	Sold
 1/9 Dunstan St Clayton	3	Unit	\$950,000	28 Jun 2025
 56 Harlington St Clayton	4	House	\$1,200,000	26 Jun 2025
 2/7 Renver Rd Clayton	4	Townhouse	\$800,000	21 Jun 2025
 23/163 Carinish Rd Clayton	3	Townhouse	\$705,000	21 Jun 2025
 3/48 Wellington Rd Clayton	2	Unit	\$445,000	14 Jun 2025
 8/7 Renver Rd Clayton	4	Townhouse	\$765,000	13 Jun 2025
 1106/2 Connam Av Clayton	1	Strata Unit/Flat	\$470,000	12 Jun 2025
 301/868 Blackburn Rd Clayton	2	Apartment	\$465,000	11 Jun 2025
 710/2 Connam Av Clayton	2	Strata Unit/Flat	\$555,000	07 Jun 2025
 3/10 Fortuna St Clayton	5	Townhouse	\$1,120,000	07 Jun 2025



[jellisraig.com.au](http://jellisraig.com.au)

Data is current as of PDF generation date 10/08/2025

\* Updated Quarterly for the past 12 months

^ Updated daily for the past quarter

~ Updated daily: 33 recent results.

This publication contains data, analytics, statistics and other information supplied by PROPERTYDATAONLINE PTY LTD (PropertyData). The data provided in this publication is of a general nature and should not be construed as specific advice or relied upon in lieu of appropriate professional advice.

PropertyData relies upon data supplied by third parties and while the data is checked and reviewed, PropertyData does not warrant the accuracy or completeness of the information to the full extent permitted by the law and excludes all loss or damage howsoever arising (including through negligence) in connection with the data supplied by PropertyData. The State of Victoria owns the copyright in the Property Sales Data and reproduction of that data in any way without the consent of the State of Victoria will constitute a breach of the Copyright Act 1968 (cth). The State of Victoria does not warrant the accuracy or completeness of the Property Sales Data and any person using or relying upon such information does so on the basis that the State of Victoria accepts no responsibility or liability whatsoever for any errors, faults, defects or omissions in the information supplied.