

JellisCraig

CLAYTON

Suburb Report

Know your neighbourhood.



CLAYTON SUBURB REPORT

Median House Price*

Median

\$1.29m

Quarterly Price Change

0.97% ↑

Median Unit Price*

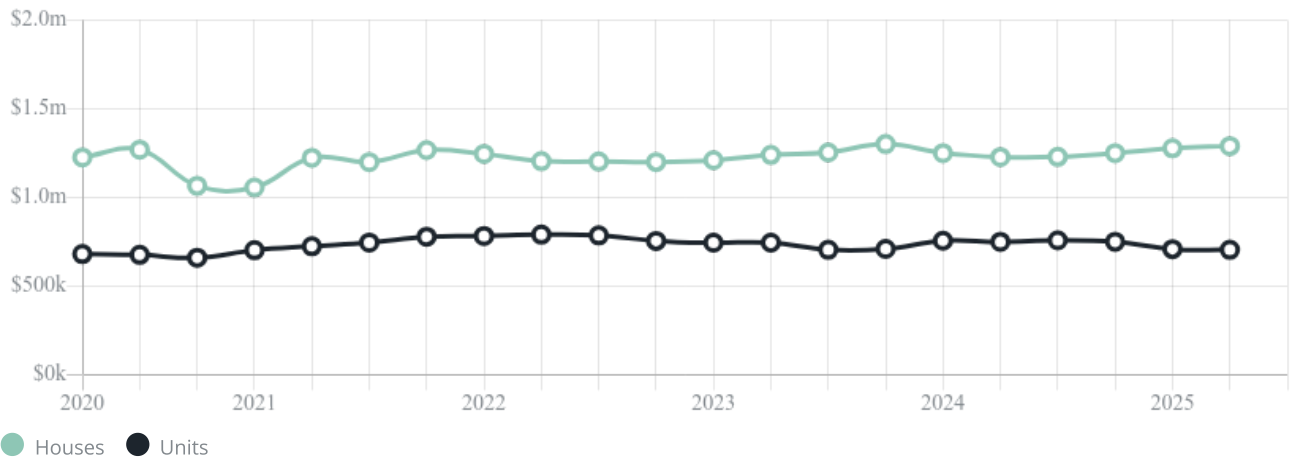
Median

\$705k

Quarterly Price Change


-0.54% ↓

Quarterly Price Change*

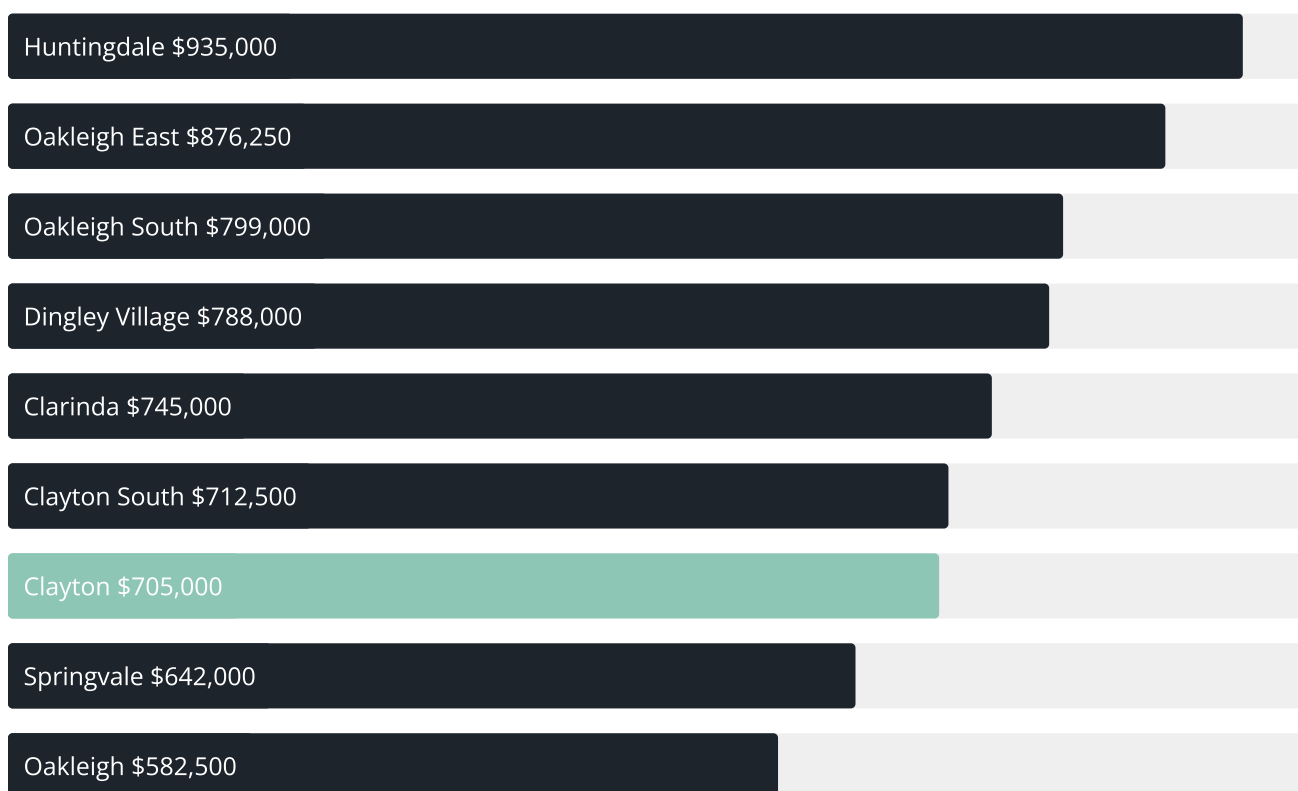


CLAYTON SUBURB REPORT

Median House Sale Price^{*}



Median Unit Sale Price^{*}



CLAYTON SUBURB REPORT

Sale Method*



Auction Clearance Rate*

83.33%

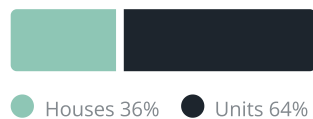
Median Days on Market^

28 days

Average Hold Period*

6.1 years

Dwelling Type^



Ownership^



Population^

18,988

Median Asking Rent per week*

\$650

Population Growth^

-1.91%

Rental Yield*

2.63%

Median Age^











28 years

Median Household Size^











2.5 people

CLAYTON SUBURB REPORT











Discover a snapshot of the most recent results for this suburb, to view the full 12 months of sales history, please go to jellisicraig.com.au/suburbinsights

Address	Bedrooms	Type	Price	Sold
 304/6 Belmont Av Clayton	2	Apartment	\$795,000	30 Sep 2025
 1/51 View St Clayton	2	Unit	\$800,000	23 Sep 2025
 66 Eva St Clayton	3	House	\$1,265,000	20 Sep 2025
 4/31 Colonel St Clayton	3	Townhouse	\$994,000	20 Sep 2025
 78a Fulton St Clayton	5	House	\$1,320,000	20 Sep 2025
 92 View St Clayton	3	House	\$1,220,000	20 Sep 2025
 6 Penn St Clayton	3	Townhouse	\$888,888	13 Sep 2025
 2/27 Glenbrook Av Clayton	7	Townhouse	\$1,165,000	13 Sep 2025
 3/22 Panorama St Clayton	3	Townhouse	\$896,000	13 Sep 2025
 15 Mcbean St Clayton	3	Townhouse	\$903,000	13 Sep 2025

CLAYTON SUBURB REPORT

Address	Bedrooms	Type	Price	Sold
 21 Kionga St Clayton	3	House	\$1,225,000	13 Sep 2025
 18 Brushbox Ct Clayton	2	Unit	\$645,000	13 Sep 2025
 3/10-12 Murray St Clayton	3	Townhouse	\$768,000	06 Sep 2025
 2/63 Ormond Rd Clayton	3	Townhouse	\$963,000	06 Sep 2025
 23 Murdo Rd Clayton	4	House	\$1,581,000	06 Sep 2025
 14 Faulkner St Clayton	4	House	\$2,020,000	06 Sep 2025
 2/30 Colonel St CLAYTON	3	Unit	\$951,000	06 Sep 2025
 2/59 Jaguar Dr Clayton	4	Townhouse	\$1,100,000	03 Sep 2025
 1/9 Colonel St Clayton	3	Flat/Unit/Apartment	\$830,000	28 Aug 2025
 14/24 Burton Av Clayton	2	Apartment	\$460,000	27 Aug 2025

CLAYTON SUBURB REPORT

Address	Bedrooms	Type	Price	Sold
 4/23 Francis St Clayton	3	Unit	\$670,000	26 Aug 2025
 2/27 Robinson St Clayton	2	Townhouse	\$780,000	23 Aug 2025
 1/80 Fulton St CLAYTON	3	Townhouse	\$950,000	23 Aug 2025
 27 Marshall Av Clayton	3	House	\$2,170,000	23 Aug 2025
 24 Margaret St Clayton	3	House	\$1,150,000	23 Aug 2025
 3/8-10 Evelyn St Clayton	3	Townhouse	\$890,000	16 Aug 2025
 3/2 Greenfield Dr Clayton	2	Apartment	\$547,000	16 Aug 2025
 2/33 View St Clayton	4	Flat/Unit/Apartment	\$1,098,000	16 Aug 2025
 12 Dooga St Clayton	3	House	\$990,000	16 Aug 2025
 909/868 Blackburn Rd Clayton	2	Apartment	\$578,000	15 Aug 2025



Mount Waverley Office
280 Stephenson's Road, Mount Waverley
03 8849 8088

jellisraig.com.au

Data is current as of PDF generation date 01/10/2025

* Updated Quarterly for the past 12 months

^ Updated daily for the past quarter

~ Updated daily: 33 recent results.

This publication contains data, analytics, statistics and other information supplied by PROPERTYDATAONLINE PTY LTD (PropertyData). The data provided in this publication is of a general nature and should not be construed as specific advice or relied upon in lieu of appropriate professional advice.

PropertyData relies upon data supplied by third parties and while the data is checked and reviewed, PropertyData does not warrant the accuracy or completeness of the information to the full extent permitted by the law and excludes all loss or damage howsoever arising (including through negligence) in connection with the data supplied by PropertyData. The State of Victoria owns the copyright in the Property Sales Data and reproduction of that data in any way without the consent of the State of Victoria will constitute a breach of the Copyright Act 1968 (cth). The State of Victoria does not warrant the accuracy or completeness of the Property Sales Data and any person using or relying upon such information does so on the basis that the State of Victoria accepts no responsibility or liability whatsoever for any errors, faults, defects or omissions in the information supplied.