

# JellisCraig

CLAYTON

# Suburb Report

Know your neighbourhood.



CLAYTON SUBURB REPORT

Median House Price\*

Median

\$1.29m

Quarterly Price Change

0.97% ↑

Median Unit Price\*

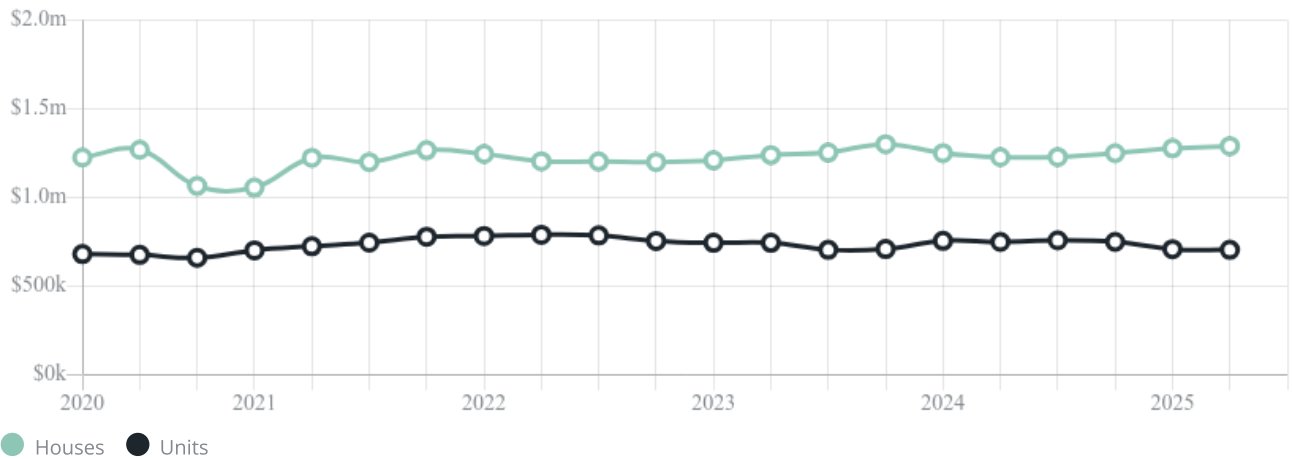
Median

\$705k

Quarterly Price Change


-0.54% ↓

Quarterly Price Change\*

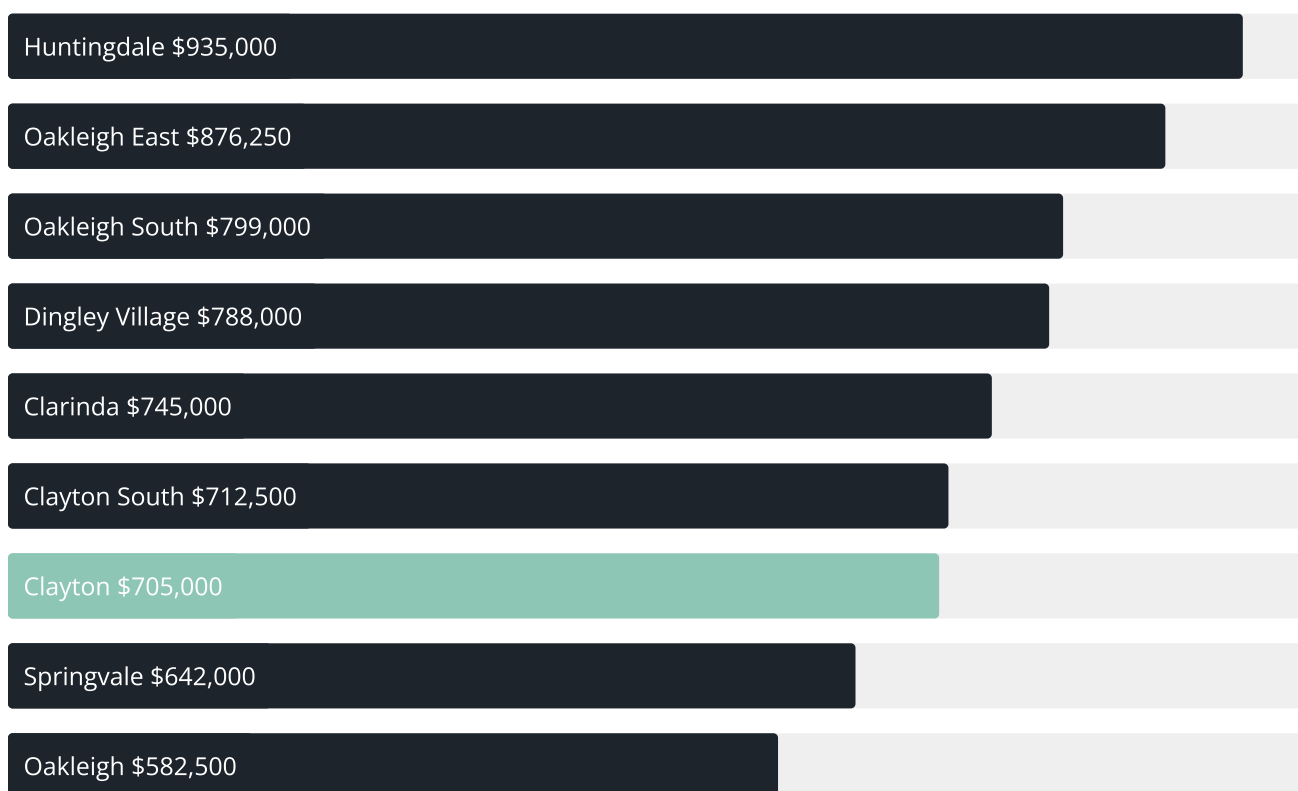


## CLAYTON SUBURB REPORT

### Median House Sale Price<sup>\*</sup>



### Median Unit Sale Price<sup>\*</sup>



## CLAYTON SUBURB REPORT

Sale Method<sup>\*</sup>Auction Clearance Rate<sup>\*</sup>

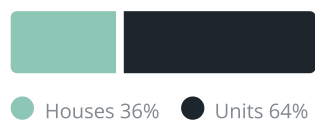
82%

Median Days on Market<sup>^</sup>

27 days

Average Hold Period<sup>\*</sup>

6.1 years

Dwelling Type<sup>^</sup>Ownership<sup>^</sup>Population<sup>^</sup>

18,988

Median Asking Rent per week<sup>\*</sup>

\$650

Population Growth<sup>^</sup>

-1.91%

Rental Yield<sup>\*</sup>

2.63%

Median Age<sup>^</sup>











28 years

Median Household Size<sup>^</sup>











2.5 people

## CLAYTON SUBURB REPORT











Discover a snapshot of the most recent results for this suburb, to view the full 12 months of sales history, please go to [jellisraig.com.au/suburbinsights](https://jellisraig.com.au/suburbinsights)

Address	Bedrooms	Type	Price	Sold
 14/24 Burton Av Clayton	2	Apartment	\$460,000	27 Aug 2025
 4/23 Francis St Clayton	3	Unit	\$670,000	26 Aug 2025
 2/27 Robinson St Clayton	2	Townhouse	\$780,000	23 Aug 2025
 1/80 Fulton St CLAYTON	3	Townhouse	\$950,000	23 Aug 2025
 27 Marshall Av Clayton	3	House	\$2,170,000	23 Aug 2025
 3/8-10 Evelyn St Clayton	3	Townhouse	\$890,000	16 Aug 2025
 3/2 Greenfield Dr Clayton	2	Apartment	\$547,000	16 Aug 2025
 12 Dooga St Clayton	3	House	\$990,000	16 Aug 2025
 5 Prince St Clayton	7	House	\$1,520,000	13 Aug 2025
 3/29 Banksia St Clayton	4	Townhouse	\$1,056,000	09 Aug 2025

## CLAYTON SUBURB REPORT

Address	Bedrooms	Type	Price	Sold
 1206/2 Connam Av Clayton	2	Apartment	\$485,000	04 Aug 2025
 2/1 Penn St Clayton	2	Flat/Unit/Apartment	\$690,000	04 Aug 2025
 3/36 Panorama St Clayton	3	Townhouse	\$945,000	02 Aug 2025
 17 Browns Ct Clayton	4	House	\$993,888	01 Aug 2025
 17 Seascape St Clayton	7	House	\$1,466,000	27 Jul 2025
 2/10 Atlantic St Clayton	3	Unit	\$840,000	26 Jul 2025
 307/29c Browns Rd Clayton	1	Strata Unit/Flat	\$365,000	24 Jul 2025
 106/864 Blackburn Rd Clayton	2	Apartment	\$530,000	22 Jul 2025
 14 Banksia St Clayton	3	House	\$1,401,000	19 Jul 2025
 2/27 Colonel St Clayton	3	Townhouse	\$980,000	19 Jul 2025

## CLAYTON SUBURB REPORT

Address	Bedrooms	Type	Price	Sold
 2 Donald St Clayton	5	House	\$1,310,000	19 Jul 2025
 26 Prince Charles St Clayton	5	House	\$1,912,600	19 Jul 2025
 5/11 Yarram Cr Clayton	2	Townhouse	\$640,000	19 Jul 2025
 113/868 Blackburn Rd Clayton	2	Strata Unit/Flat	\$545,000	12 Jul 2025
 2/39 Evelyn St Clayton	3	Townhouse	\$890,000	12 Jul 2025
 88 Ormond Rd Clayton	4	House	\$1,600,000	12 Jul 2025
 12/1303-1305 Centre Rd Clayton	4	Townhouse	\$925,000	10 Jul 2025
 19/1 Greenfield Dr Clayton	2	Apartment	\$400,000	09 Jul 2025
 2/36 Edinburgh St Clayton	3	Flat/Unit/Apartment	\$825,000	09 Jul 2025
 5/2 Thomas St Clayton	2	Flat/Unit/Apartment	\$400,000	09 Jul 2025



[jellisraig.com.au](http://jellisraig.com.au)

Data is current as of PDF generation date 01/09/2025

\* Updated Quarterly for the past 12 months

^ Updated daily for the past quarter

~ Updated daily: 33 recent results.

This publication contains data, analytics, statistics and other information supplied by PROPERTYDATAONLINE PTY LTD (PropertyData). The data provided in this publication is of a general nature and should not be construed as specific advice or relied upon in lieu of appropriate professional advice.

PropertyData relies upon data supplied by third parties and while the data is checked and reviewed, PropertyData does not warrant the accuracy or completeness of the information to the full extent permitted by the law and excludes all loss or damage howsoever arising (including through negligence) in connection with the data supplied by PropertyData. The State of Victoria owns the copyright in the Property Sales Data and reproduction of that data in any way without the consent of the State of Victoria will constitute a breach of the Copyright Act 1968 (cth). The State of Victoria does not warrant the accuracy or completeness of the Property Sales Data and any person using or relying upon such information does so on the basis that the State of Victoria accepts no responsibility or liability whatsoever for any errors, faults, defects or omissions in the information supplied.