

JellisCraig

CLAYTON SOUTH

Suburb Report

Know your neighbourhood.



CLAYTON SOUTH SUBURB REPORT

Median House Price*

Median

\$981k

Quarterly Price Change

-0.75% ↓

Median Unit Price*

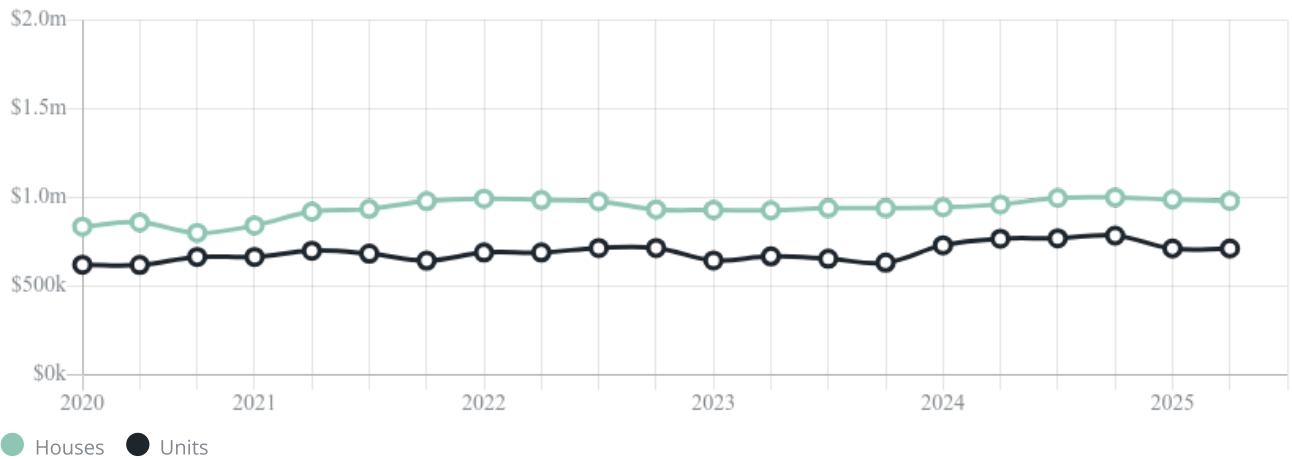
Median

\$713k

Quarterly Price Change

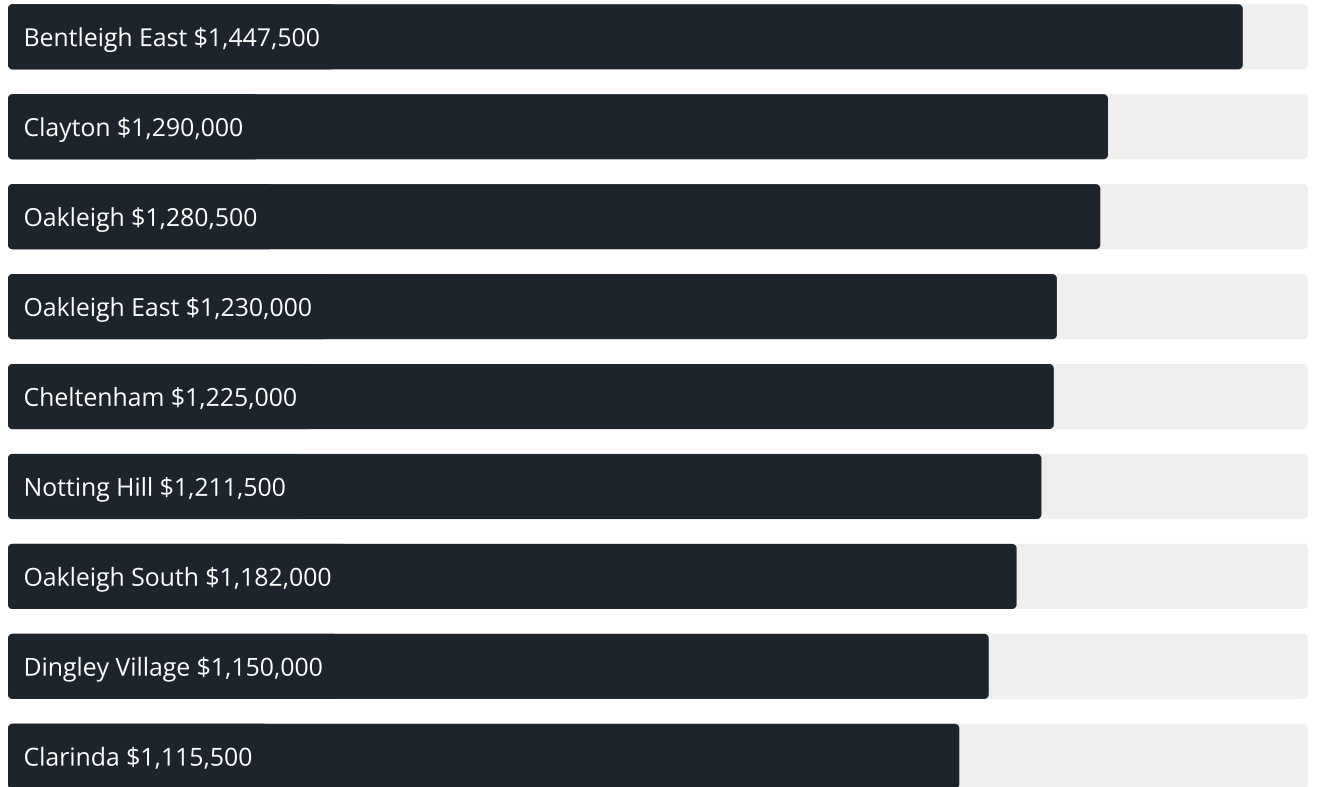
0.00% ↓

Quarterly Price Change*

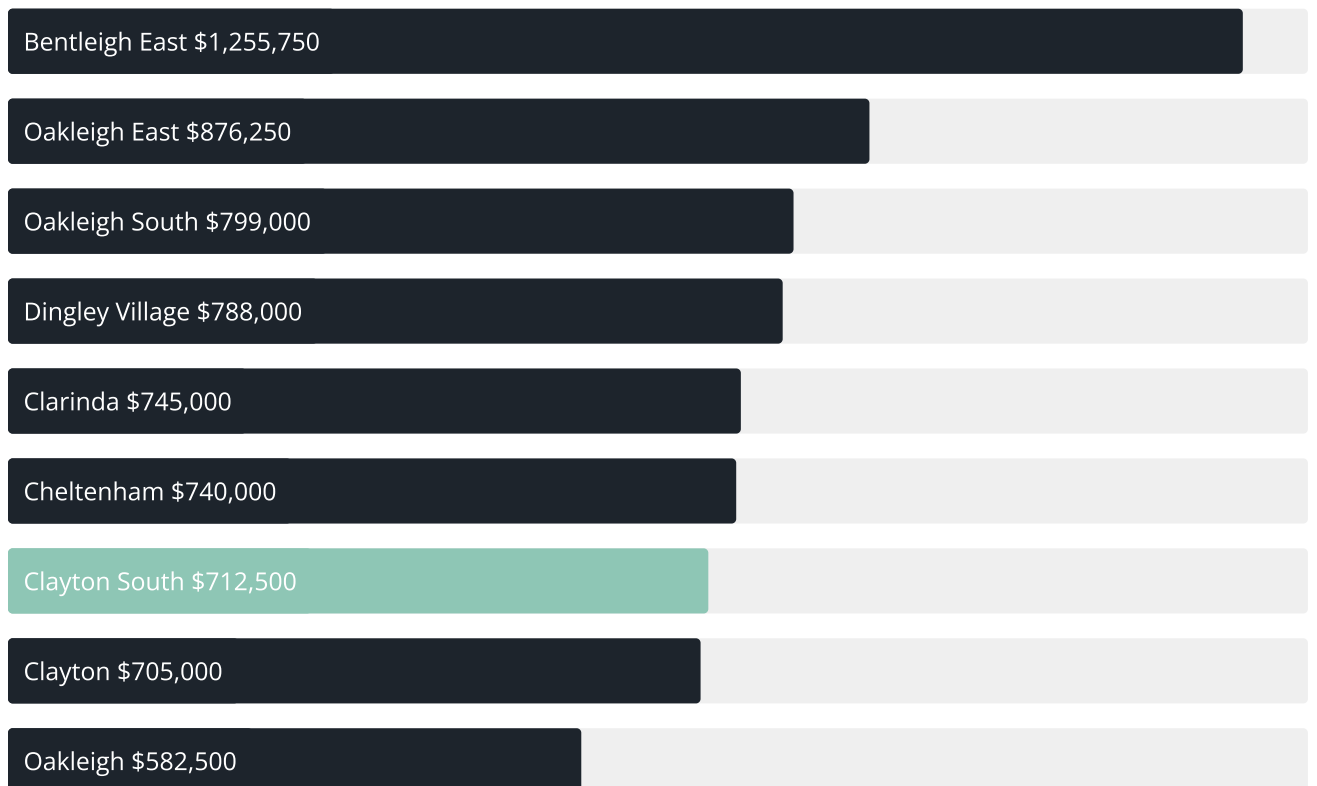


CLAYTON SOUTH SUBURB REPORT

Median House Sale Price^{*}



Median Unit Sale Price^{*}



CLAYTON SOUTH SUBURB REPORT

Sale Method*



● Auction 60%
● Private 40%

Auction Clearance Rate*

97.3%

Median Days on Market^

29 days

Average Hold Period*

6.6 years

Dwelling Type^



● Houses 56% ● Units 44%

Ownership^



● Owned Outright 34% ● Mortgaged 29% ● Rented 36%

Population^

13,381

Median Asking Rent per week*

\$600

Population Growth^

5.85%

Rental Yield*

3.1%

Median Age^











34 years

Median Household Size^











2.7 people

CLAYTON SOUTH SUBURB REPORT











Discover a snapshot of the most recent results for this suburb, to view the full 12 months of sales history, please go to jellisicraig.com.au/suburbinsights

Address	Bedrooms	Type	Price	Sold
 212/59 Autumn Tce Clayton South	1	Apartment	\$305,000	04 Aug 2025
 19 Merlyn Av Clayton South	3	House	\$969,369	02 Aug 2025
 14 Meppel Dr Clayton South	4	House	\$1,288,000	02 Aug 2025
 1/23 Merlyn Av Clayton South	2	Apartment	\$385,000	01 Aug 2025
 401/1408 Centre Rd Clayton South	1	Apartment	\$365,000	31 Jul 2025
 3/5 Jeanette St Clayton South	2	Unit	\$746,000	26 Jul 2025
 217/59 Autumn Tce Clayton South	2	Apartment	\$440,000	24 Jul 2025
 16 Ireland Rd Clayton South	3	House	\$975,000	19 Jul 2025
 9 Manoon Rd Clayton South	4	House	\$1,370,000	19 Jul 2025
 6/1 Main Rd Clayton South	2	Townhouse	\$705,500	12 Jul 2025

CLAYTON SOUTH SUBURB REPORT

Address	Bedrooms	Type	Price	Sold
 187 Westall Rd Clayton South	3	House	\$878,000	12 Jul 2025
 37 Glenelg Dr Clayton South	3	House	\$1,206,000	12 Jul 2025
 1/26 Oakes Av Clayton South	5	Townhouse	\$1,060,000	09 Jul 2025
 6 Russ St Clayton South	4	Townhouse	\$1,205,000	09 Jul 2025
 3/11 Wordsworth Av Clayton South	2	Flat/Unit/Apartment	\$700,000	09 Jul 2025
 32 Evergreen Blvd Clayton South	3	Townhouse	\$1,102,888	05 Jul 2025
 82 Monash Cr Clayton South	3	House	\$940,000	01 Jul 2025
 2/4 Kimbarra St Clayton South	2	Flat/Unit/Apartment	\$721,000	01 Jul 2025
 21b First St Clayton South	4	Townhouse	\$905,000	29 Jun 2025
 3/15-17 Springs Rd Clayton South	2	Unit	\$732,500	28 Jun 2025

CLAYTON SOUTH SUBURB REPORT

Address	Bedrooms	Type	Price	Sold
 2/56 Oakes Av CLAYTON SOUTH	3	Unit	\$710,000	28 Jun 2025
 5/1440 Centre Rd Clayton South	2	Apartment	\$400,500	25 Jun 2025
 12 Barringun Cr Clayton South	4	House	\$1,365,000	21 Jun 2025
 235 Westall Rd Clayton South	4	House	\$1,400,000	21 Jun 2025
 54 Sylvander St CLAYTON SOUTH	3	House	\$955,000	21 Jun 2025
 13 Barringun Cr Clayton South	4	House	\$1,100,000	21 Jun 2025
 28 Nettelbeck Rd Clayton South	3	House	\$955,000	14 Jun 2025
 3/38 Manoon Rd Clayton South	2	Townhouse	\$758,000	14 Jun 2025
 12 Peppercorn Way Clayton South	4	Townhouse	\$910,000	14 Jun 2025
 5/27 Lanark St Clayton South	2	Flat/Unit/Apartment	\$510,000	11 Jun 2025



jellisraig.com.au

Data is current as of PDF generation date 10/08/2025

* Updated Quarterly for the past 12 months

^ Updated daily for the past quarter

~ Updated daily: 33 recent results.

This publication contains data, analytics, statistics and other information supplied by PROPERTYDATAONLINE PTY LTD (PropertyData). The data provided in this publication is of a general nature and should not be construed as specific advice or relied upon in lieu of appropriate professional advice.

PropertyData relies upon data supplied by third parties and while the data is checked and reviewed, PropertyData does not warrant the accuracy or completeness of the information to the full extent permitted by the law and excludes all loss or damage howsoever arising (including through negligence) in connection with the data supplied by PropertyData. The State of Victoria owns the copyright in the Property Sales Data and reproduction of that data in any way without the consent of the State of Victoria will constitute a breach of the Copyright Act 1968 (cth). The State of Victoria does not warrant the accuracy or completeness of the Property Sales Data and any person using or relying upon such information does so on the basis that the State of Victoria accepts no responsibility or liability whatsoever for any errors, faults, defects or omissions in the information supplied.