

Suburb Report

Know your neighbourhood.



Property Prices

Median House Price*

Median

\$1.00m

Quarterly Price Change

0.30% ↑

Median Unit Price*

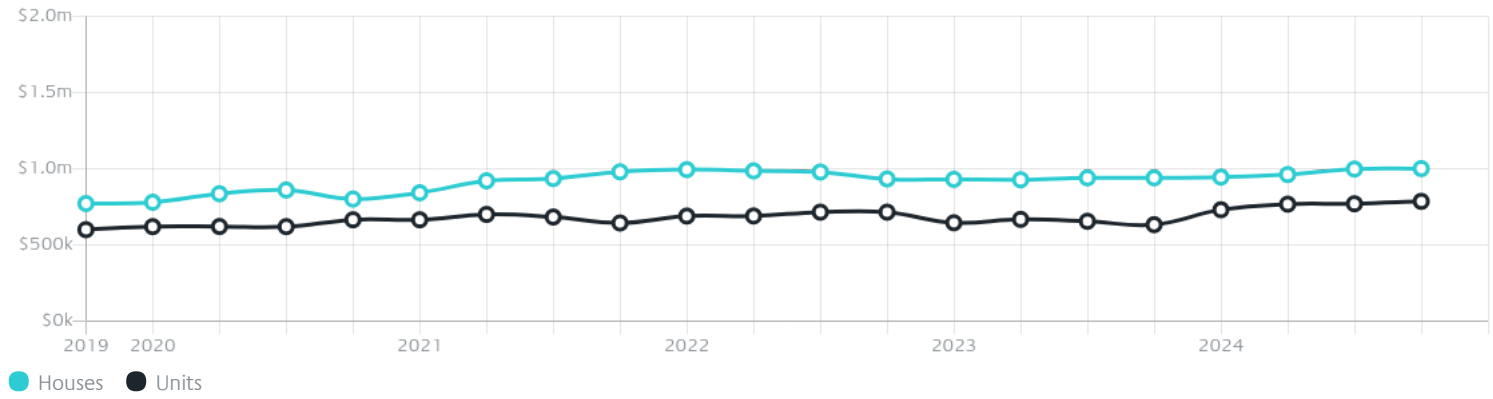
Median

\$786k

Quarterly Price Change

2.04% ↑

Quarterly Price Change*

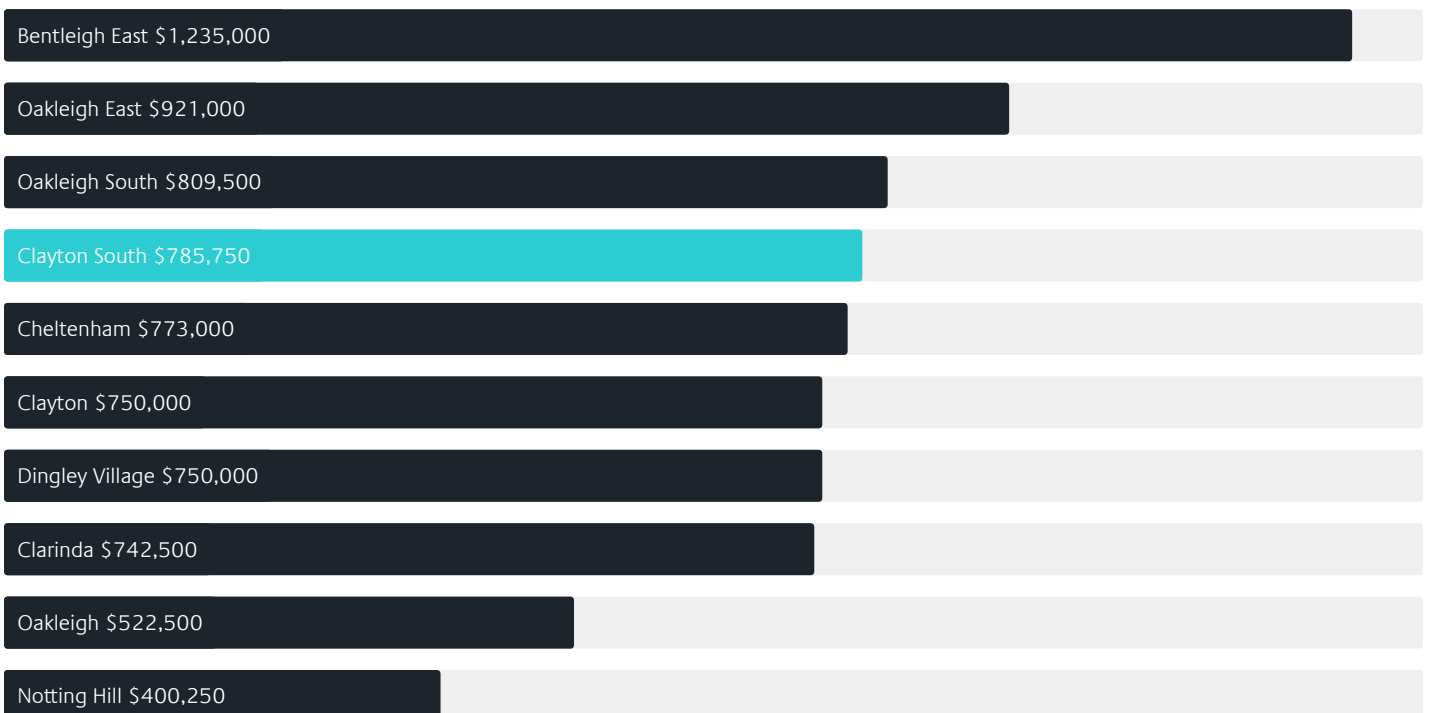


Surrounding Suburbs

Median House Sale Price*



Median Unit Sale Price*



Sales Snapshot

Sale Method^{*}



● Auction 67%
● Private 33%

Auction Clearance Rate^{*}

81.82%

Median Days on Market[^]

29 days

Average Hold Period^{*}

6.6 years

Insights

Dwelling Type[^]



● Houses 56% ● Units 44%

Ownership[^]



● Owned Outright 34% ● Mortgaged 29% ● Rented 36%

Population[^]

13,381

Median Asking Rent per week^{*}

\$600

Population Growth[^]

5.85%

Rental Yield^{*}

3.1%

Median Age[^]













34 years

Median Household Size[^]













2.7 people

Sold Properties~













Discover a snapshot of the most recent results for this suburb, to view the full 12 months of sales history, please go to jellisraig.com.au/suburbinsights

Address	Bedrooms	Type	Price	Sold
 1/1 Bevan Av Clayton South	3	Unit	\$595,000	22 Jan 2025
 4/6 Bevan Av Clayton South	3	Townhouse	\$777,000	21 Dec 2024
 32 Botanic Dr Clayton South	3	Townhouse	\$825,000	21 Dec 2024
 5/1 Main Rd Clayton South	2	Townhouse	\$696,000	16 Dec 2024
 1 Linda St Clayton South	3	House	\$1,106,000	14 Dec 2024
 109/20 Lomandra Dr Clayton South	3	Apartment	\$590,000	14 Dec 2024
 23 Glenelg Dr Clayton South	3	House	\$930,000	11 Dec 2024
 322/59 Autumn Tce Clayton South	1	Flat/Unit/Apartment	\$300,000	10 Dec 2024
 4/68 Bevan Av Clayton South	3	Townhouse	\$850,000	07 Dec 2024
 2 Gairs Ct Clayton South	3	House	\$1,215,000	07 Dec 2024
 45 Tarago Cr Clayton South	4	House	\$1,381,500	07 Dec 2024
 1/25 Bevan Av CLAYTON SOUTH	3	Unit	\$802,500	07 Dec 2024

Sold Properties~

Address	Bedrooms	Type	Price	Sold
 5/37 Lanark St Clayton South	3	Flat/Unit/Apartment	\$247,500	02 Dec 2024
 4/37 Lanark St Clayton South	3	Flat/Unit/Apartment	\$255,000	02 Dec 2024
 16 Bevan Av Clayton South	4	House	\$1,206,000	30 Nov 2024
 16b Milton Av Clayton South	3	Townhouse	\$985,000	30 Nov 2024
 3/28 Wordsworth Av Clayton South	2	Unit	\$681,000	30 Nov 2024
 204/16 Lomandra Dr Clayton South	2	Flat/Unit/Apartment	\$450,000	29 Nov 2024
 103 Rosebank Av Clayton South	4	Townhouse	\$835,000	29 Nov 2024
 4/17 Newport Rd Clayton South	4	Flat/Unit/Apartment	\$938,000	28 Nov 2024
 87 Rosebank Av Clayton South	5	House	\$1,055,000	27 Nov 2024
 22c Frank Av Clayton South	3	Townhouse	\$860,000	23 Nov 2024
 13 Crimson Gr Clayton South	4	Townhouse	\$937,000	23 Nov 2024
 304/59 Autumn Tce Clayton South	2	Flat/Unit/Apartment	\$415,000	21 Nov 2024

Sold Properties~

Address	Bedrooms	Type	Price	Sold
 2/24 Byron St Clayton South	2	Townhouse	\$795,000	20 Nov 2024
 5/11 Second St Clayton South	2	Flat/Unit/Apartment	\$730,000	20 Nov 2024
 503/3 Orchid St Clayton South	3	Apartment	\$722,111	19 Nov 2024
 2/1 Moore Av Clayton South	2	Flat/Unit/Apartment	\$500,000	17 Nov 2024
 2/19 Oakes Av Clayton South	2	Unit	\$447,500	16 Nov 2024
 205/16 Lomandra Dr Clayton South	2	Flat/Unit/Apartment	\$490,000	14 Nov 2024
 14 Kombi Rd Clayton South	3	House	\$935,000	13 Nov 2024
 4/18 First St Clayton South	2	Flat/Unit/Apartment	\$637,500	12 Nov 2024
 2 Narrumburn Rd CLAYTON SOUTH	3	House	\$900,000	12 Nov 2024
 6/8-10 Hayden Rd Clayton South	2	Unit	\$630,000	09 Nov 2024
 4/5 Burns Av Clayton South	2	Unit	\$376,000	09 Nov 2024
 108 Osborne Av Clayton South	3	House	\$940,000	09 Nov 2024



Monash Office
280 Stephensons Road, Mount Waverley
03 8849 8088

jelliscraig.com.au

Data is current as of PDF generation date 01/02/2025

* Updated Quarterly for the past 12 months

^ Updated daily for the past quarter

~ Updated daily: 33 recent results.

This publication contains data, analytics, statistics and other information supplied by PROPERTYDATAONLINE PTY LTD (PropertyData). The data provided in this publication is of a general nature and should not be construed as specific advice or relied upon in lieu of appropriate professional advice.

PropertyData relies upon data supplied by third parties and while the data is checked and reviewed, PropertyData does not warrant the accuracy or completeness of the information to the full extent permitted by the law and excludes all loss or damage howsoever arising (including through negligence) in connection with the data supplied by PropertyData. The State of Victoria owns the copyright in the Property Sales Data and reproduction of that data in any way without the consent of the State of Victoria will constitute a breach of the Copyright Act 1968 (cth). The State of Victoria does not warrant the accuracy or completeness of the Property Sales Data and any person using or relying upon such information does so on the basis that the State of Victoria accepts no responsibility or liability whatsoever for any errors, faults, defects or omissions in the information supplied.