

Suburb Report

Know your neighbourhood.



Property Prices

Median House Price*

Median

\$995k

Quarterly Price Change

-0.54% ↓

Median Unit Price*


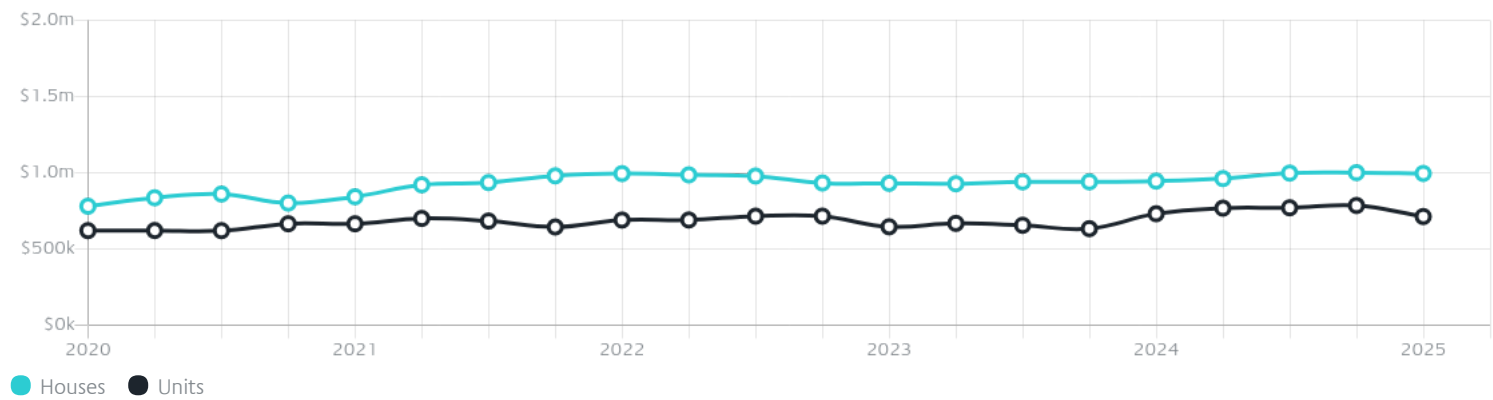
Median

\$713k

Quarterly Price Change

-9.23% ↓

Quarterly Price Change*

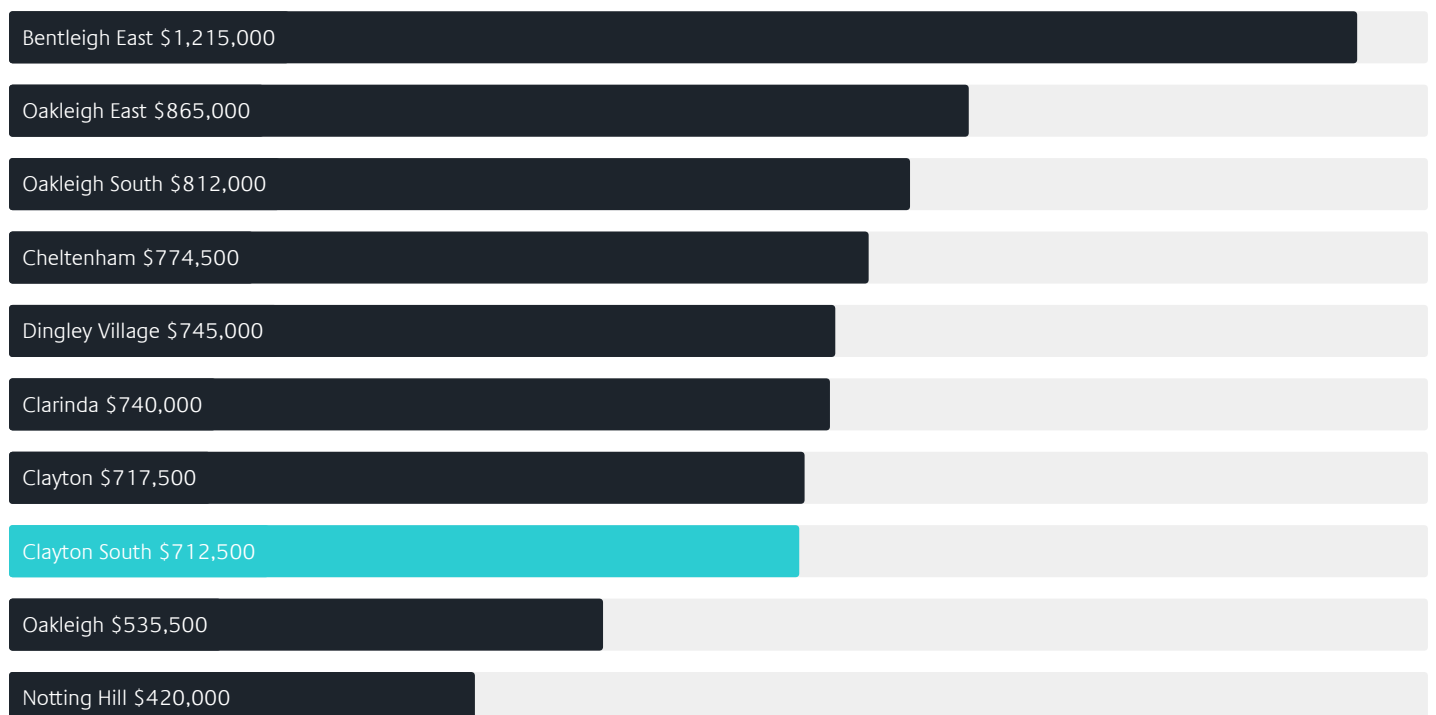


Surrounding Suburbs

Median House Sale Price*



Median Unit Sale Price*



Sales Snapshot

Sale Method*



● Auction 58%
● Private 42%

Auction Clearance Rate*

96.67%

Median Days on Market^

29 days

Average Hold Period*

6.6 years

Insights

Dwelling Type^



● Houses 56% ● Units 44%

Ownership^



● Owned Outright 34% ● Mortgaged 29% ● Rented 36%

Population^

13,381

Median Asking Rent per week*

\$600

Population Growth^

5.85%

Rental Yield*

3.1%

Median Age^













34 years

Median Household Size^













2.7 people

Sold Properties~













Discover a snapshot of the most recent results for this suburb, to view the full 12 months of sales history, please go to jellisraig.com.au/suburbinsights

Address	Bedrooms	Type	Price	Sold
 21b First St Clayton South	4	Townhouse	\$905,000	29 Jun 2025
 3/15-17 Springs Rd Clayton South	2	Unit	\$732,500	28 Jun 2025
 5/1440 Centre Rd Clayton South	2	Apartment	\$400,500	25 Jun 2025
 12 Barringun Cr Clayton South	4	House	\$1,365,000	21 Jun 2025
 235 Westall Rd Clayton South	4	House	\$1,400,000	21 Jun 2025
 54 Sylvander St CLAYTON SOUTH	3	House	\$955,000	21 Jun 2025
 28 Nettelbeck Rd Clayton South	3	House	\$955,000	14 Jun 2025
 12 Peppercorn Way Clayton South	4	Townhouse	\$910,000	14 Jun 2025
 3/38 Manoon Rd Clayton South	2	Townhouse	\$758,000	14 Jun 2025
 25 Autumn Tce Clayton South	5	Townhouse	\$1,051,000	07 Jun 2025
 1/20-22 Newport Rd Clayton South	2	Unit	\$641,000	07 Jun 2025
 26 Botanic Dr Clayton South	3	Townhouse	\$923,000	07 Jun 2025

Sold Properties~

Address	Bedrooms	Type	Price	Sold
 220/59 Autumn Tce Clayton South	2	Apartment	\$440,000	05 Jun 2025
 18 Glenelg Dr Clayton South	3	House	\$682,864	05 Jun 2025
 2/3 Third St Clayton South	3	Unit	\$864,000	31 May 2025
 5 Ida St Clayton South	3	House	\$845,000	31 May 2025
 6/11 Second St Clayton South	4	Townhouse	\$1,070,000	24 May 2025
 2/19 Milton Av Clayton South	2	Unit	\$506,000	24 May 2025
 56 Cleary Ct Clayton South	3	House	\$975,000	24 May 2025
 9 Knight St Clayton South	4	House	\$1,170,000	23 May 2025
 8/7 Burns Av Clayton South	1	Unit	\$310,000	19 May 2025
 2/11 Moore Av Clayton South	3	Townhouse	\$931,500	17 May 2025
 3 Maltarra St Clayton South	3	House	\$900,000	17 May 2025
 405/18 Lomandra Dr Clayton South	2	Flat/Unit/Apartment	\$523,000	13 May 2025

Sold Properties~

Address	Bedrooms	Type	Price	Sold
 63 Glenelg Dr Clayton South	3	House	\$895,000	10 May 2025
 6/29 Mcmillan St Clayton South	4	Townhouse	\$887,000	10 May 2025
 1 Sydney St Clayton South	3	House	\$140,000	05 May 2025
 11 Lomandra Dr Clayton South	4	House	\$1,009,800	03 May 2025
 47 Bond St Clayton South	3	House	\$1,070,000	26 Apr 2025
 306/59 Autumn Tce Clayton South	1	Apartment	\$315,000	22 Apr 2025
 106/20 Lomandra Dr Clayton South	2	Strata Unit/Flat	\$435,000	18 Apr 2025
 22 Glenelg Dr Clayton South	4	House	\$898,000	16 Apr 2025
 307/59 Autumn Tce Clayton South	1	Apartment	\$315,000	13 Apr 2025
 2/32 Simon St Clayton South	3	Unit	\$800,000	12 Apr 2025
 43a Springs Rd Clayton South	4	Townhouse	\$980,000	12 Apr 2025
 63 Sylvander St Clayton South	3	House	\$978,000	11 Apr 2025



jelliscraig.com.au

Data is current as of PDF generation date 01/07/2025

* Updated Quarterly for the past 12 months

^ Updated daily for the past quarter

~ Updated daily: 33 recent results.

This publication contains data, analytics, statistics and other information supplied by PROPERTYDATAONLINE PTY LTD (PropertyData). The data provided in this publication is of a general nature and should not be construed as specific advice or relied upon in lieu of appropriate professional advice.

PropertyData relies upon data supplied by third parties and while the data is checked and reviewed, PropertyData does not warrant the accuracy or completeness of the information to the full extent permitted by the law and excludes all loss or damage howsoever arising (including through negligence) in connection with the data supplied by PropertyData. The State of Victoria owns the copyright in the Property Sales Data and reproduction of that data in any way without the consent of the State of Victoria will constitute a breach of the Copyright Act 1968 (cth). The State of Victoria does not warrant the accuracy or completeness of the Property Sales Data and any person using or relying upon such information does so on the basis that the State of Victoria accepts no responsibility or liability whatsoever for any errors, faults, defects or omissions in the information supplied.