

JellisCraig

CLAYTON SOUTH

Suburb Report

Know your neighbourhood.



CLAYTON SOUTH SUBURB REPORT

Median House Price*

Median

\$981k

Quarterly Price Change

-0.75% ↓

Median Unit Price*

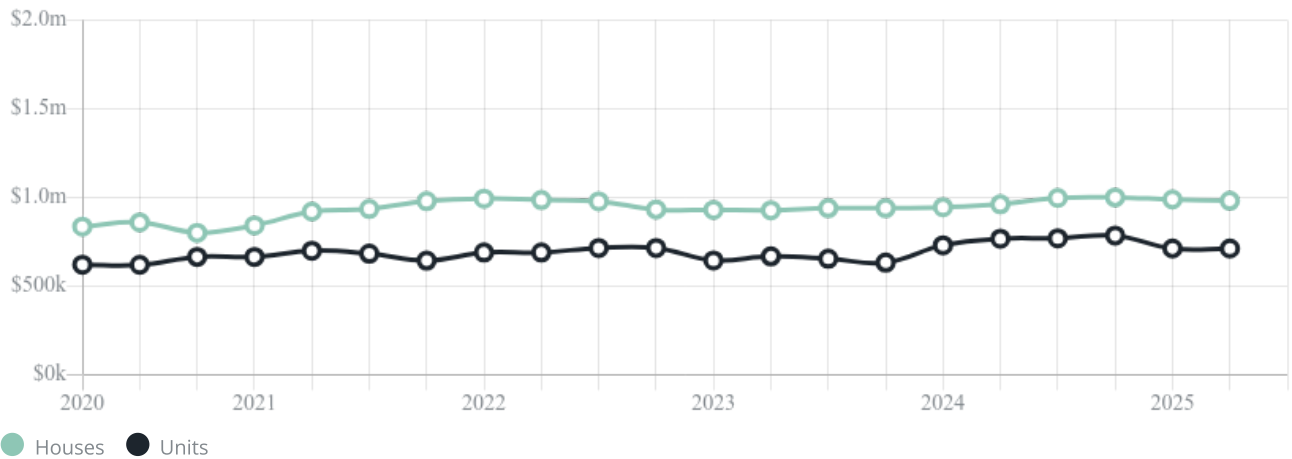
Median

\$713k

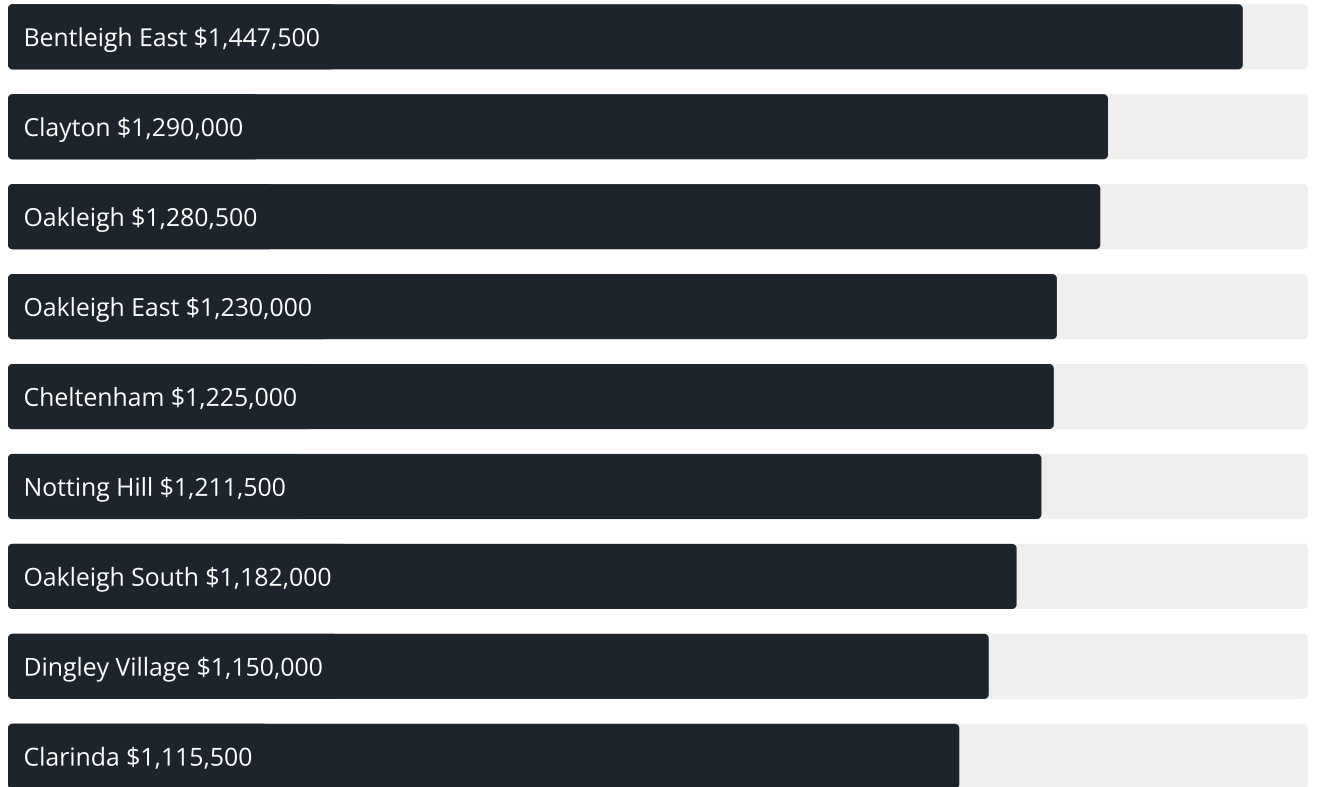
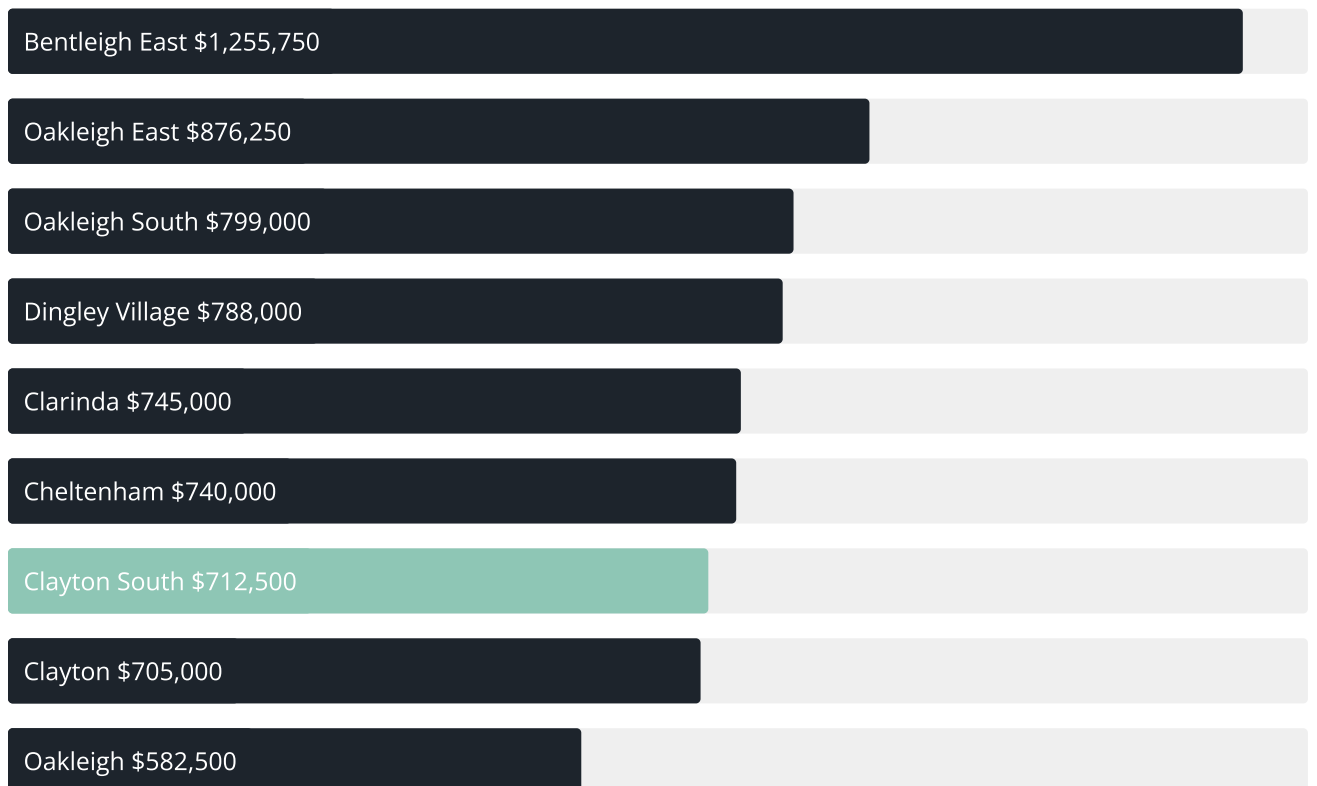
Quarterly Price Change

0.00% ↓

Quarterly Price Change*



CLAYTON SOUTH SUBURB REPORT

Median House Sale Price^{*}Median Unit Sale Price^{*}

CLAYTON SOUTH SUBURB REPORT

Sale Method*



● Auction 66%
● Private 34%

Auction Clearance Rate*

91.43%

Median Days on Market^

26 days

Average Hold Period*

6.6 years

Dwelling Type^



● Houses 56% ● Units 44%

Ownership^



● Owned Outright 34% ● Mortgaged 29% ● Rented 36%

Population^

13,381

Median Asking Rent per week*

\$600

Population Growth^

5.85%

Rental Yield*

3.1%

Median Age^











34 years

Median Household Size^











2.7 people

CLAYTON SOUTH SUBURB REPORT











Discover a snapshot of the most recent results for this suburb, to view the full 12 months of sales history, please go to jellisicraig.com.au/suburbinsights

Address	Bedrooms	Type	Price	Sold
 6/1422 Centre Rd Clayton South	2	Apartment	\$455,000	30 Sep 2025
 305/16 Lomandra Dr Clayton South	2	Apartment	\$510,000	29 Sep 2025
 21 Bond St Clayton South	2	House	\$975,000	25 Sep 2025
 50 Cleary Ct Clayton South	3	House	\$1,026,000	21 Sep 2025
 19 Cleary Ct Clayton South	3	House	\$1,231,500	20 Sep 2025
 1/237-239 Westall Rd Clayton South	3	Unit	\$776,000	20 Sep 2025
 15/1324-1328 Centre Rd Clayton South	2	Apartment	\$430,000	15 Sep 2025
 42 Jackson Green Blvd Clayton South	3	Townhouse	\$812,000	13 Sep 2025
 38 Spring Valley Dr Clayton South	4	House	\$972,000	06 Sep 2025
 2/47 Main Rd Clayton South	3	Townhouse	\$875,000	06 Sep 2025

CLAYTON SOUTH SUBURB REPORT

Address	Bedrooms	Type	Price	Sold
 411/20 Lomandra Dr Clayton South	2	Apartment	\$435,000	05 Sep 2025
 4 Miranda Cl Clayton South	4	House	\$878,000	30 Aug 2025
 15 Moore Av Clayton South	3	House	\$1,465,000	26 Aug 2025
 210/59 Autumn Tce Clayton South	2	Apartment	\$475,000	26 Aug 2025
 3/488 Houghton Rd Clayton South	2	Unit	\$472,500	23 Aug 2025
 1/26 Clarevale St Clayton South	4	Townhouse	\$1,070,000	23 Aug 2025
 66 Sylvander St Clayton South	4	House	\$1,050,000	23 Aug 2025
 37 Murchison Cr Clayton South	3	House	\$1,070,000	23 Aug 2025
 1/35 Wordsworth Av Clayton South	3	Townhouse	\$903,000	16 Aug 2025
 2/2 Manoon Rd Clayton South	3	Unit	\$930,000	16 Aug 2025

CLAYTON SOUTH SUBURB REPORT

Address	Bedrooms	Type	Price	Sold
 G5/20 Lomandra Dr Clayton South	2	Flat/Unit/Apartment	\$520,000	12 Aug 2025
 217 Westall Rd Clayton South	3	House	\$887,500	06 Aug 2025
 212/59 Autumn Tce Clayton South	1	Apartment	\$305,000	04 Aug 2025
 19 Merlyn Av Clayton South	3	House	\$969,369	02 Aug 2025
 14 Meppel Dr Clayton South	4	House	\$1,288,000	02 Aug 2025
 1/23 Merlyn Av Clayton South	2	Apartment	\$385,000	01 Aug 2025
 401/1408 Centre Rd Clayton South	1	Apartment	\$365,000	31 Jul 2025
 3/5 Jeanette St Clayton South	2	Unit	\$746,000	26 Jul 2025
 217/59 Autumn Tce Clayton South	2	Apartment	\$440,000	24 Jul 2025
 7/7 Burns Av Clayton South	1	Strata Unit/Flat	\$300,000	23 Jul 2025



Mount Waverley Office
280 Stephenson's Road, Mount Waverley
03 8849 8088

jellisraig.com.au

Data is current as of PDF generation date 01/10/2025

* Updated Quarterly for the past 12 months

^ Updated daily for the past quarter

~ Updated daily: 33 recent results.

This publication contains data, analytics, statistics and other information supplied by PROPERTYDATAONLINE PTY LTD (PropertyData). The data provided in this publication is of a general nature and should not be construed as specific advice or relied upon in lieu of appropriate professional advice.

PropertyData relies upon data supplied by third parties and while the data is checked and reviewed, PropertyData does not warrant the accuracy or completeness of the information to the full extent permitted by the law and excludes all loss or damage howsoever arising (including through negligence) in connection with the data supplied by PropertyData. The State of Victoria owns the copyright in the Property Sales Data and reproduction of that data in any way without the consent of the State of Victoria will constitute a breach of the Copyright Act 1968 (cth). The State of Victoria does not warrant the accuracy or completeness of the Property Sales Data and any person using or relying upon such information does so on the basis that the State of Victoria accepts no responsibility or liability whatsoever for any errors, faults, defects or omissions in the information supplied.