

Suburb Report

Know your neighbourhood.



Property Prices

Median House Price*

Median

\$1.53m

Quarterly Price Change

-6.28% ↓

Median Unit Price*

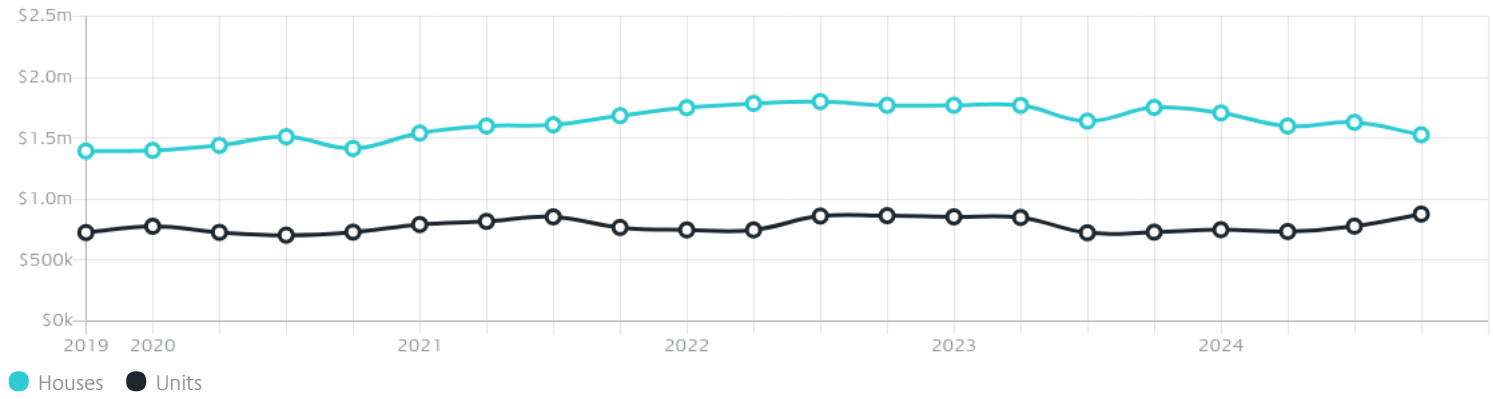
Median

\$878k

Quarterly Price Change

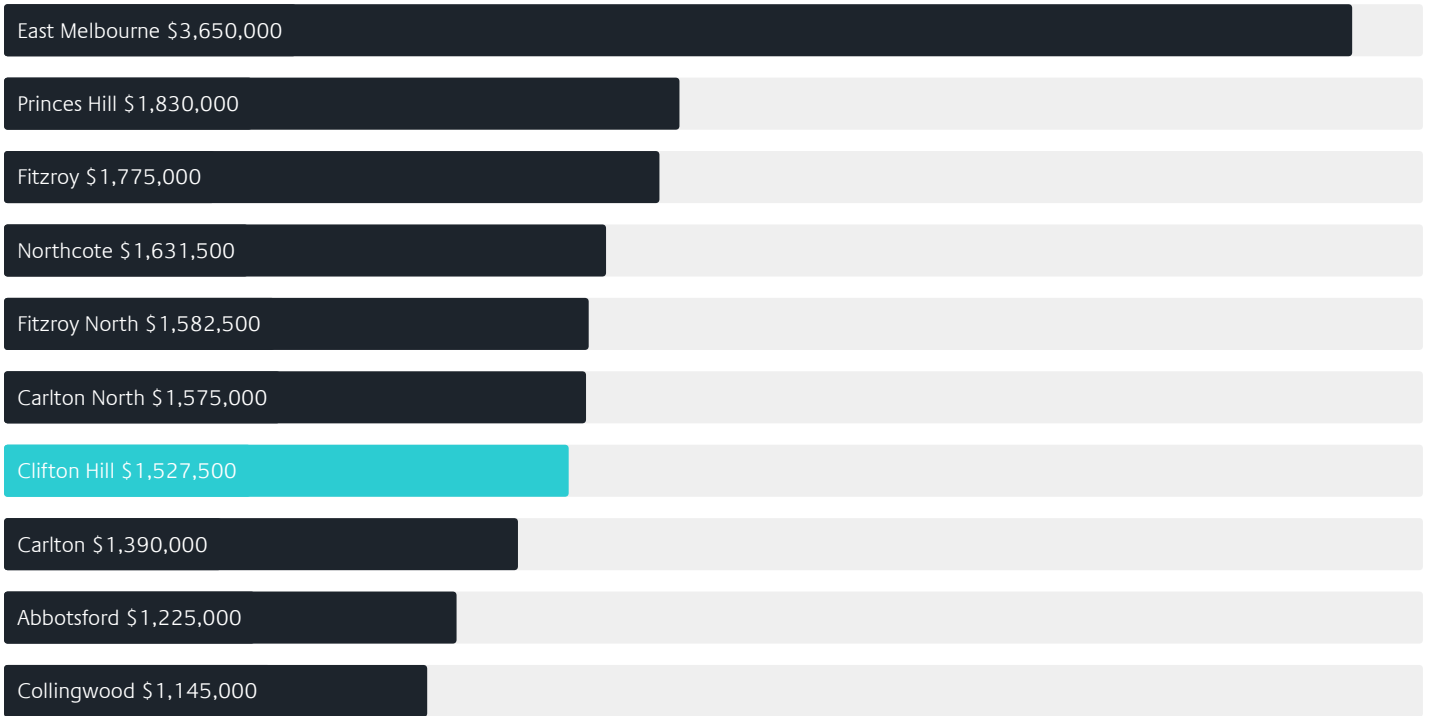
12.64% ↑

Quarterly Price Change*

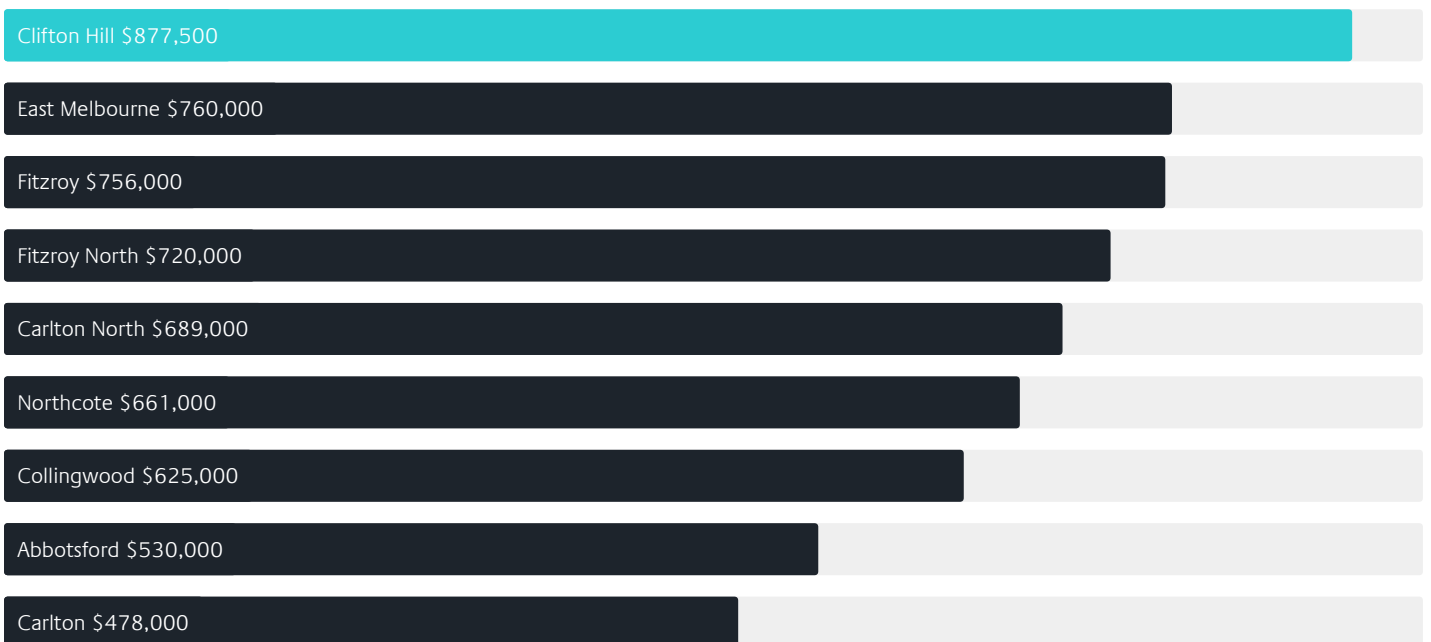


Surrounding Suburbs

Median House Sale Price*



Median Unit Sale Price*



Sales Snapshot

Sale Method^{*}



● Auction 95%
● Private 5%

Auction Clearance Rate^{*}

72.22%

Median Days on Market[^]

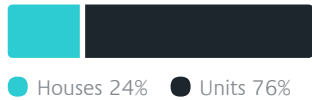
24 days

Average Hold Period^{*}

9.2 years

Insights

Dwelling Type[^]



Ownership[^]



Population[^]

6,606

Median Asking Rent per week^{*}

\$800

Population Growth[^]

4.18%

Rental Yield^{*}

2.54%

Median Age[^]













37 years

Median Household Size[^]













2.3 people

Sold Properties~













Discover a snapshot of the most recent results for this suburb, to view the full 12 months of sales history, please go to jellisraig.com.au/suburbinsights

Address	Bedrooms	Type	Price	Sold
 1b Clifton St Clifton Hill	3	House	\$1,530,000	29 Mar 2025
 41 Ogrady St Clifton Hill	3	House	\$2,127,000	29 Mar 2025
 23 Myrtle St Clifton Hill	3	House	\$2,750,000	27 Mar 2025
 13 Peckville St Clifton Hill	4	House	\$1,640,000	22 Mar 2025
 43 Dwyer St Clifton Hill	2	House	\$1,330,000	01 Mar 2025
 3 Reillys Way Clifton Hill	2	Townhouse	\$915,000	01 Mar 2025
 7/146 Noone St Clifton Hill	2	Townhouse	\$1,065,000	01 Mar 2025
 34 Hilton St Clifton Hill	2	House	\$960,000	01 Mar 2025
 4/165 Noone St Clifton Hill	2	Apartment	\$620,000	25 Feb 2025
 85 Ramsden St Clifton Hill	3	House	\$1,775,000	22 Feb 2025
 20 Yambla St Clifton Hill	3	House	\$1,610,000	22 Feb 2025
 10/10 South Tce Clifton Hill	2	Townhouse	\$860,000	22 Feb 2025

Sold Properties~

Address	Bedrooms	Type	Price	Sold
 34 Walker St Clifton Hill	3	House	\$2,002,000	22 Feb 2025
 52 Rutland St Clifton Hill	3	House	\$1,900,000	16 Feb 2025
 7/184 Noone St Clifton Hill	2	Townhouse	\$940,000	15 Feb 2025
 495 Hoddle St Clifton Hill	5	House	\$1,385,000	21 Dec 2024
 2a Hodgkinson St Clifton Hill	2	Townhouse	\$880,000	19 Dec 2024
 1/6 Anderson St Clifton Hill	4	Townhouse	\$1,700,000	18 Dec 2024
 17 Ramsden St Clifton Hill	4	House	\$1,545,000	14 Dec 2024
 13 Hilton St Clifton Hill	2	House	\$850,000	13 Dec 2024
 16 Clifton St Clifton Hill	3	House	\$900,000	11 Dec 2024
 59 Field St Clifton Hill	3	House	\$1,225,000	10 Dec 2024
 22 Wright St Clifton Hill	2	House	\$850,000	06 Dec 2024
 1/262 Alexandra Pde Clifton Hill	1	Strata Unit/Flat	\$370,000	05 Dec 2024

Sold Properties~

Address	Bedrooms	Type	Price	Sold
 121 Noone St Clifton Hill	3	House	\$1,426,000	30 Nov 2024
 63 Walker St Clifton Hill	3	House	\$1,445,000	30 Nov 2024
 8/14 The Esplanade Clifton Hill	2	Apartment	\$705,000	30 Nov 2024
 103/247 Gold St Clifton Hill	3	Strata Unit/Flat	\$775,000	27 Nov 2024
 6 Rutland St Clifton Hill	2	House	\$935,000	27 Nov 2024
 3/122 Roseneath St Clifton Hill	3	Townhouse	\$1,140,000	23 Nov 2024
 57 Heidelberg Rd Clifton Hill	2	House	\$1,240,000	23 Nov 2024
 9 Noone St Clifton Hill	4	House	\$3,225,000	23 Nov 2024
 60 Noone St Clifton Hill	2	House	\$1,187,500	23 Nov 2024
 5 Groom St Clifton Hill	3	House	\$1,830,000	21 Nov 2024
 7/41 Dally St Clifton Hill	1	Apartment	\$880,000	19 Nov 2024
 7 Brockenshire St Clifton Hill	3	House	\$1,705,000	16 Nov 2024

Jellis Craig

Fitzroy Office
189 Johnston Street, Fitzroy
03 8415 6100

jelliscraig.com.au

Data is current as of PDF generation date 01/04/2025

* Updated Quarterly for the past 12 months

^ Updated daily for the past quarter

~ Updated daily: 33 recent results.

This publication contains data, analytics, statistics and other information supplied by PROPERTYDATAONLINE PTY LTD (PropertyData). The data provided in this publication is of a general nature and should not be construed as specific advice or relied upon in lieu of appropriate professional advice.

PropertyData relies upon data supplied by third parties and while the data is checked and reviewed, PropertyData does not warrant the accuracy or completeness of the information to the full extent permitted by the law and excludes all loss or damage howsoever arising (including through negligence) in connection with the data supplied by PropertyData. The State of Victoria owns the copyright in the Property Sales Data and reproduction of that data in any way without the consent of the State of Victoria will constitute a breach of the Copyright Act 1968 (cth). The State of Victoria does not warrant the accuracy or completeness of the Property Sales Data and any person using or relying upon such information does so on the basis that the State of Victoria accepts no responsibility or liability whatsoever for any errors, faults, defects or omissions in the information supplied.