

Suburb Report

Know your neighbourhood.



Property Prices

Median House Price*

Median

\$1.53m

Quarterly Price Change

-6.28% ↓

Median Unit Price*

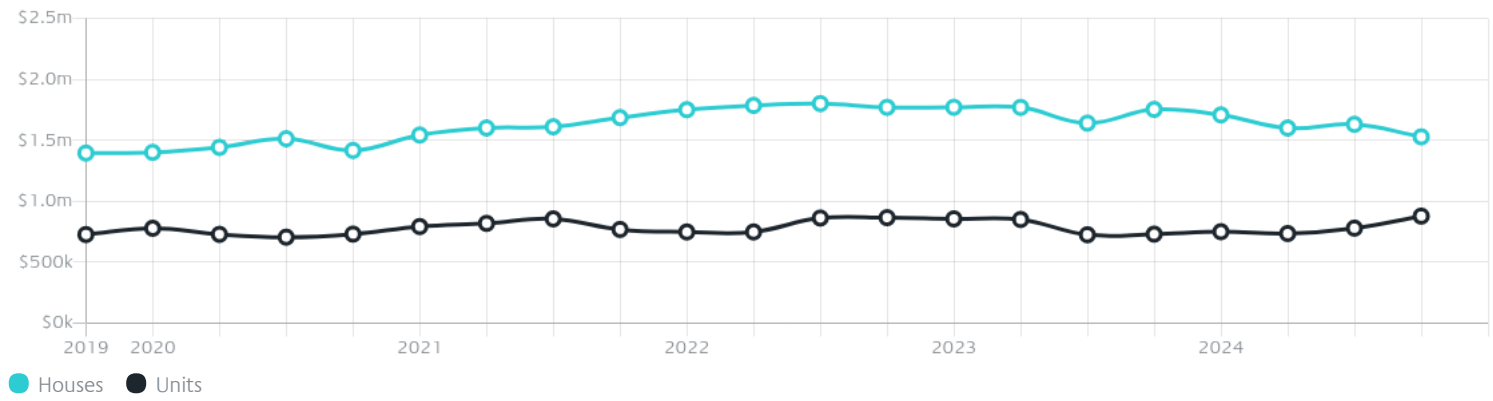
Median

\$878k

Quarterly Price Change

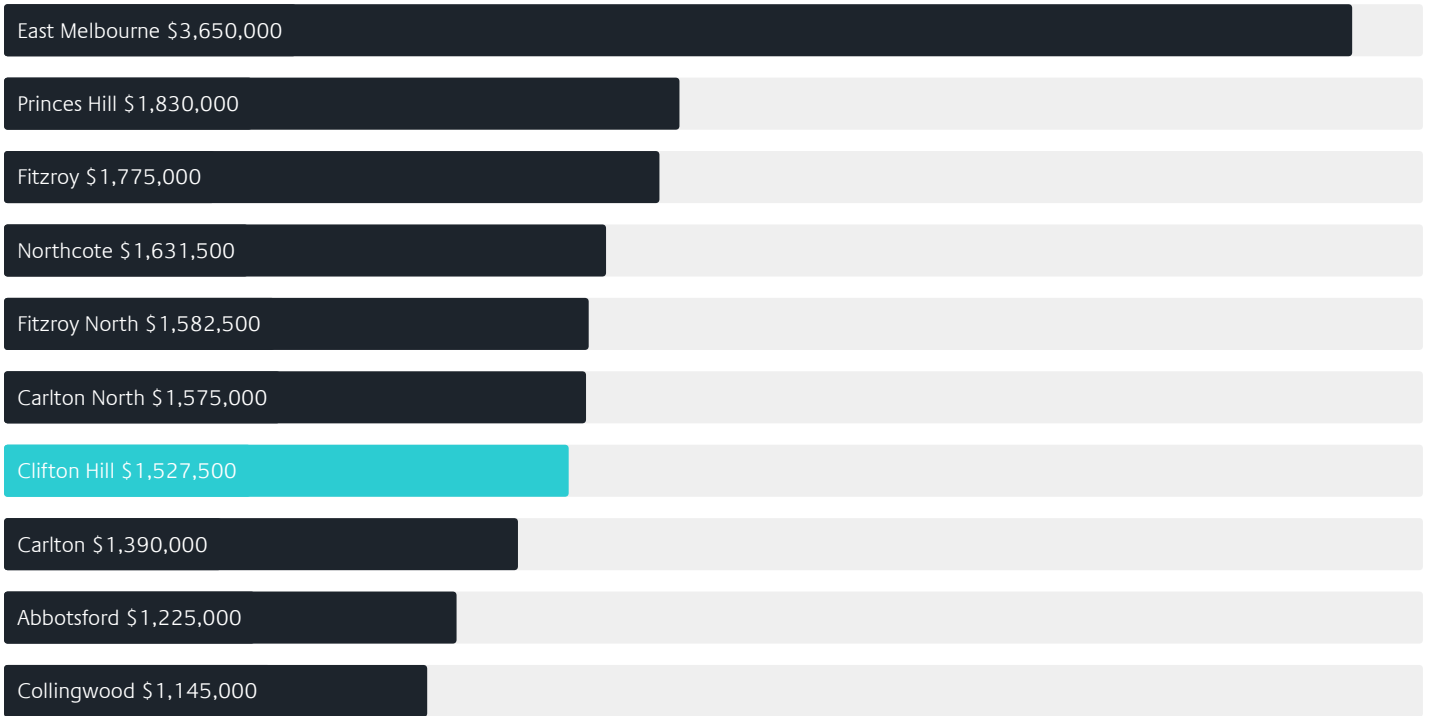
12.64% ↑

Quarterly Price Change*

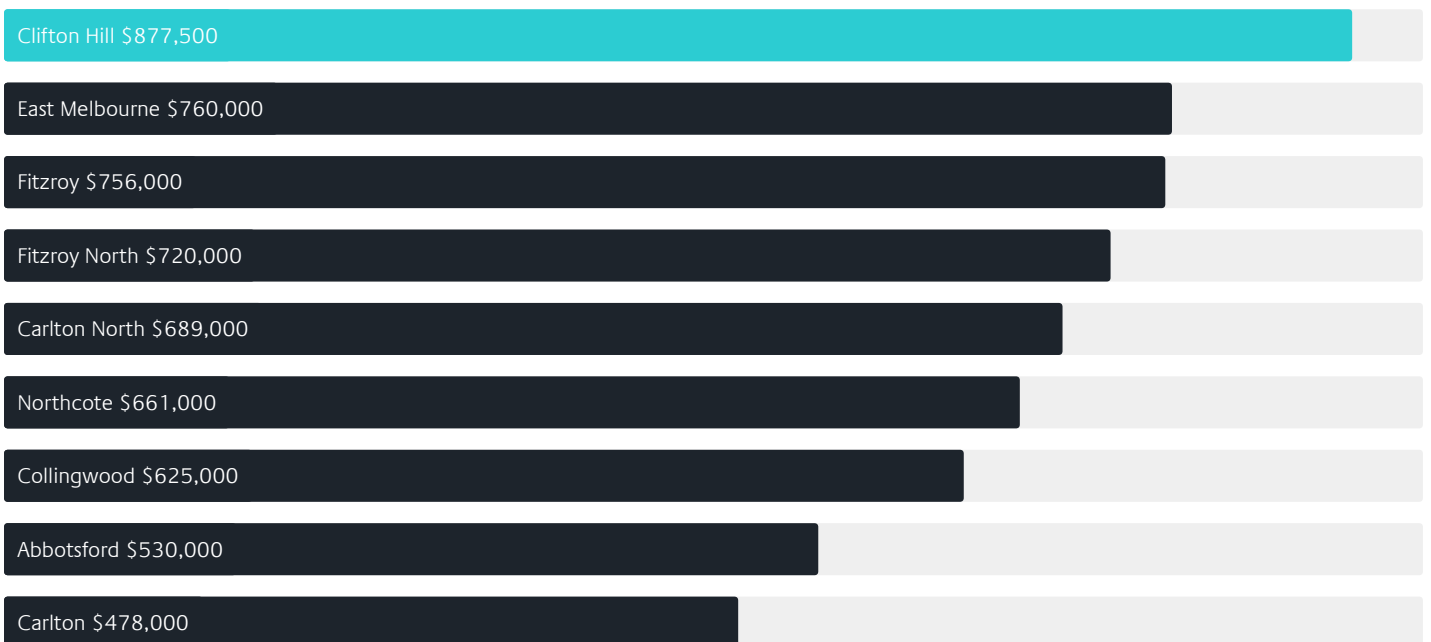


Surrounding Suburbs

Median House Sale Price*



Median Unit Sale Price*



Sales Snapshot

Sale Method*



● Auction 47%
● Private 53%

Auction Clearance Rate*

85.71%

Median Days on Market^

24 days

Average Hold Period*

9.2 years

Insights

Dwelling Type^



● Houses 24% ● Units 76%

Ownership^



● Owned Outright 32% ● Mortgaged 34% ● Rented 34%

Population^

6,606

Median Asking Rent per week*

\$800

Population Growth^

4.18%

Rental Yield*

2.54%

Median Age^













37 years

Median Household Size^













2.3 people

Sold Properties~













Discover a snapshot of the most recent results for this suburb, to view the full 12 months of sales history, please go to jellisraig.com.au/suburbinsights

Address	Bedrooms	Type	Price	Sold
 495 Hoddle St Clifton Hill	5	House	\$1,385,000	21 Dec 2024
 2a Hodgkinson St Clifton Hill	2	Townhouse	\$880,000	19 Dec 2024
 17 Ramsden St Clifton Hill	4	House	\$1,545,000	14 Dec 2024
 13 Hilton St Clifton Hill	2	House	\$850,000	13 Dec 2024
 22 Wright St Clifton Hill	2	House	\$850,000	06 Dec 2024
 121 Noone St Clifton Hill	3	House	\$1,426,000	30 Nov 2024
 63 Walker St Clifton Hill	3	House	\$1,445,000	30 Nov 2024
 8/14 The Esplanade Clifton Hill	2	Apartment	\$705,000	30 Nov 2024
 103/247 Gold St Clifton Hill	3	Strata Unit/Flat	\$775,000	27 Nov 2024
 6 Rutland St Clifton Hill	2	House	\$935,000	27 Nov 2024
 3/122 Roseneath St Clifton Hill	3	Townhouse	\$1,140,000	23 Nov 2024
 60 Noone St Clifton Hill	2	House	\$1,187,500	23 Nov 2024

Sold Properties~

Address	Bedrooms	Type	Price	Sold
 5 Groom St Clifton Hill	3	House	\$1,830,000	21 Nov 2024
 3/94 Roseneath St Clifton Hill	3	Townhouse	\$1,275,000	16 Nov 2024
 7 Brockenshire St Clifton Hill	3	House	\$1,705,000	16 Nov 2024
 64 Ogrady St Clifton Hill	3	House	\$1,180,000	09 Nov 2024
 34 Fenwick St Clifton Hill	3	House	\$1,560,000	08 Nov 2024
 9/184 Noone St Clifton Hill	2	Townhouse	\$900,000	07 Nov 2024
 33 Rutland St Clifton Hill	2	House	\$1,107,000	30 Oct 2024
 413a Wellington St CLIFTON HILL	2	House	\$1,440,000	26 Oct 2024
 32 Dally St Clifton Hill	3	House	\$2,165,000	19 Oct 2024
 25 Dwyer St Clifton Hill	4	House	\$2,300,000	19 Oct 2024
 33 Yambla St Clifton Hill	2	House	\$1,075,000	17 Oct 2024
 107/122 Roseneath St Clifton Hill	2	Apartment	\$846,000	12 Oct 2024

Sold Properties~

Address	Bedrooms	Type	Price	Sold
 1/7 William St Clifton Hill	2	Unit	\$870,000	12 Oct 2024
 14 Hilton St Clifton Hill	3	House	\$1,170,000	05 Oct 2024
 11/14 The Esplanade Clifton Hill	2	Strata Unit/Flat	\$614,999	03 Oct 2024
 2/32 Dwyer St Clifton Hill	1	Apartment	\$444,000	26 Sep 2024
 13 Noone St Clifton Hill	3	House	\$1,270,000	26 Sep 2024
 3/109 Heidelberg Rd Clifton Hill	1	Apartment	\$380,000	25 Sep 2024
 21f Grant St Clifton Hill	3	House	\$1,148,000	25 Sep 2024
 6 South Tce Clifton Hill	5	House	\$5,150,000	19 Sep 2024
 12/9 South Tce Clifton Hill	1	Unit	\$405,000	19 Sep 2024
 34 Rutland St Clifton Hill	2	House	\$1,390,000	14 Sep 2024
 201/139 Noone St Clifton Hill	2	Apartment	\$692,500	13 Sep 2024
 4/1 Marshall Pl Clifton Hill	3	Unit	\$1,320,000	12 Sep 2024



Fitzroy Office
189 Johnston Street, Fitzroy
03 8415 6100

jelliscraig.com.au

Data is current as of PDF generation date 20/01/2025

* Updated Quarterly for the past 12 months

^ Updated daily for the past quarter

~ Updated daily: 33 recent results.

This publication contains data, analytics, statistics and other information supplied by PROPERTYDATAONLINE PTY LTD (PropertyData). The data provided in this publication is of a general nature and should not be construed as specific advice or relied upon in lieu of appropriate professional advice.

PropertyData relies upon data supplied by third parties and while the data is checked and reviewed, PropertyData does not warrant the accuracy or completeness of the information to the full extent permitted by the law and excludes all loss or damage howsoever arising (including through negligence) in connection with the data supplied by PropertyData. The State of Victoria owns the copyright in the Property Sales Data and reproduction of that data in any way without the consent of the State of Victoria will constitute a breach of the Copyright Act 1968 (cth). The State of Victoria does not warrant the accuracy or completeness of the Property Sales Data and any person using or relying upon such information does so on the basis that the State of Victoria accepts no responsibility or liability whatsoever for any errors, faults, defects or omissions in the information supplied.