

Suburb Report

Know your neighbourhood.



Property Prices

Median House Price*

Median
\$1.63m

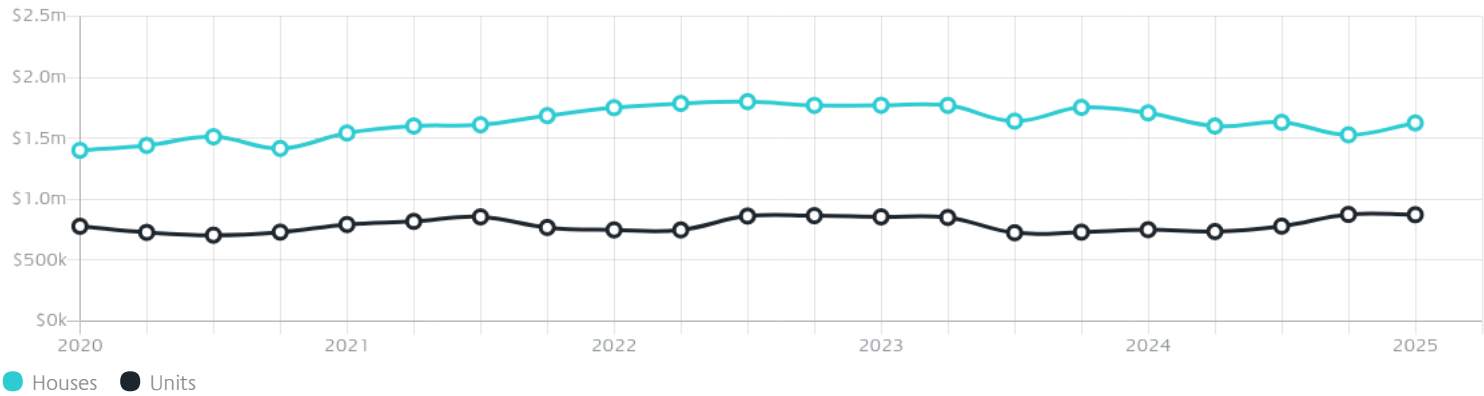
Quarterly Price Change
6.38% ↑

Median Unit Price*

Median
\$873k

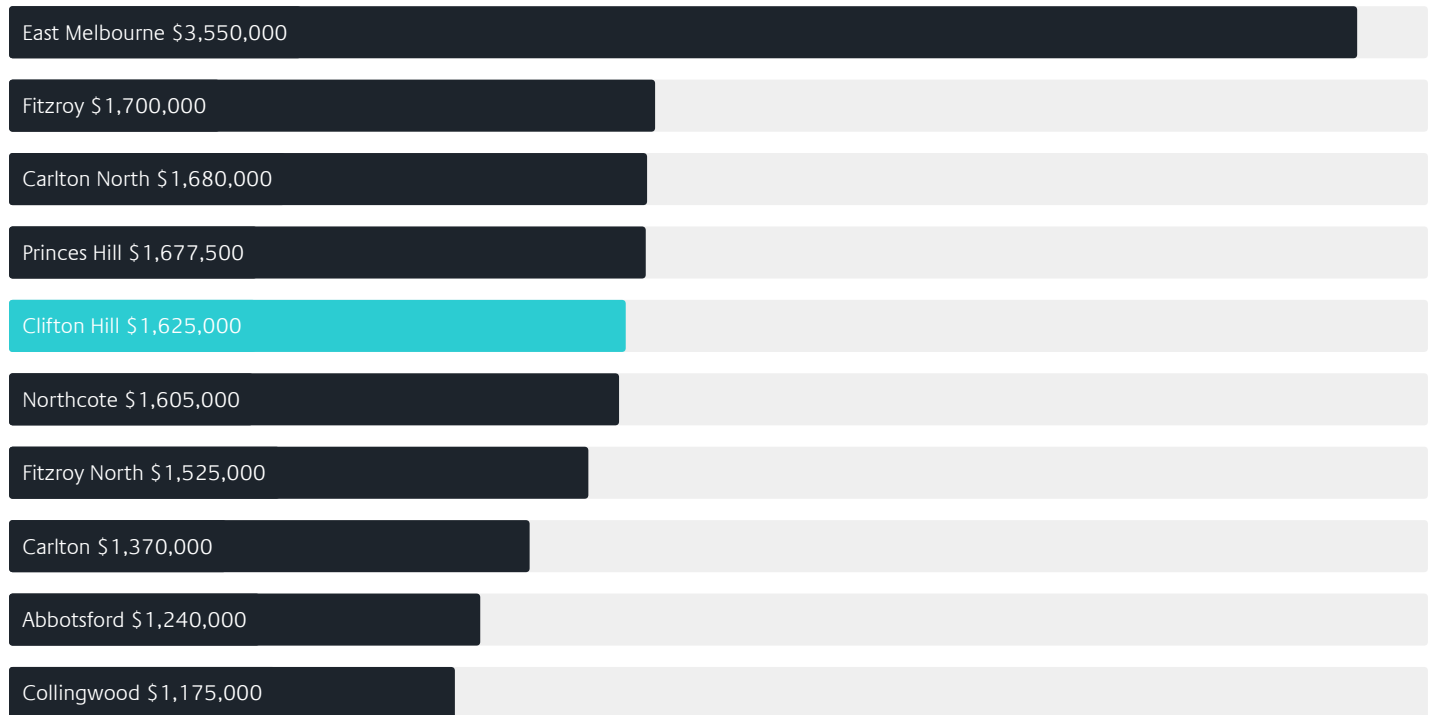
Quarterly Price Change
-0.28% ↓

Quarterly Price Change*




Surrounding Suburbs

Median House Sale Price*



Median Unit Sale Price*



Sales Snapshot

Sale Method*



● Auction 48%
● Private 53%

Auction Clearance Rate*

89.47%

Median Days on Market^

24 days

Average Hold Period*

9.2 years

Insights

Dwelling Type^



● Houses 24% ● Units 76%

Ownership^



● Owned Outright 32% ● Mortgaged 34% ● Rented 34%

Population^

6,606

Median Asking Rent per week*

\$800

Population Growth^

4.18%

Rental Yield*

2.54%

Median Age^













37 years

Median Household Size^













2.3 people

Sold Properties~













Discover a snapshot of the most recent results for this suburb, to view the full 12 months of sales history, please go to jellisraig.com.au/suburbinsights

Address	Bedrooms	Type	Price	Sold
 32 Grant St Clifton Hill	2	House	\$1,152,000	28 Jun 2025
 87 Field St Clifton Hill	3	House	\$1,720,000	14 Jun 2025
 3/176 Noone St Clifton Hill	3	Townhouse	\$1,300,000	30 May 2025
 106/139 Noone St Clifton Hill	2	Apartment	\$675,000	26 May 2025
 128 Spensley St Clifton Hill	2	House	\$1,425,000	24 May 2025
 3/14 The Esplanade Clifton Hill	1	Strata Unit/Flat	\$510,000	19 May 2025
 11 Anderson St Clifton Hill	2	House	\$1,170,000	17 May 2025
 31 Gray St Clifton Hill	4	House	\$3,290,000	17 May 2025
 4/32 Dwyer St Clifton Hill	1	Unit	\$353,000	15 May 2025
 12 Clifton St Clifton Hill	5	House	\$3,330,000	09 May 2025
 1/82 Roseneath St Clifton Hill	2	Townhouse	\$950,000	07 May 2025
 9/165 Noone St Clifton Hill	2	Apartment	\$650,120	30 Apr 2025

Sold Properties~

Address	Bedrooms	Type	Price	Sold
 16/30 The Esplanade Clifton Hill	2	Strata Unit/Flat	\$630,000	24 Apr 2025
 2/262 Alexandra Pde Clifton Hill	1	Subdivided Unit/Villa/Townhouse	\$360,000	19 Apr 2025
 2/262 Alexandra Pde.E Clifton Hill	1	Apartment	\$360,000	19 Apr 2025
 12 Peckville St Clifton Hill	2	House	\$1,077,000	12 Apr 2025
 33a Grant St Clifton Hill	3	Townhouse	\$1,500,000	11 Apr 2025
 12/57 Caroline St CLIFTON HILL	1	Apartment	\$375,000	11 Apr 2025
 3 Ogrady St Clifton Hill	3	House	\$2,850,000	05 Apr 2025
 27 Yambla St Clifton Hill	3	House	\$1,750,000	05 Apr 2025
 25 Heidelberg Rd Clifton Hill	4	House	\$1,530,000	03 Apr 2025
 79 Ramsden St Clifton Hill	2	House	\$1,410,000	03 Apr 2025
 41 Ogrady St Clifton Hill	3	House	\$2,127,000	29 Mar 2025
 1b Clifton St Clifton Hill	3	House	\$1,530,000	29 Mar 2025

Sold Properties~

Address	Bedrooms	Type	Price	Sold
 23 Myrtle St Clifton Hill	4	House	\$2,750,000	27 Mar 2025
 205/27 Groom St Clifton Hill	2	Subdivided Unit/Villa/Townhouse	\$760,000	22 Mar 2025
 13 Peckville St Clifton Hill	4	House	\$1,640,000	22 Mar 2025
 23 Dally St Clifton Hill	2	House	\$1,135,000	14 Mar 2025
 3 Reillys Way Clifton Hill	2	Townhouse	\$915,000	01 Mar 2025
 34 Hilton St Clifton Hill	2	House	\$960,000	01 Mar 2025
 43 Dwyer St Clifton Hill	2	House	\$1,330,000	01 Mar 2025
 7/146 Noone St Clifton Hill	2	Townhouse	\$1,065,000	01 Mar 2025
 1/5 Barries Pl Clifton Hill	1	Apartment	\$400,000	28 Feb 2025
 4/165 Noone St Clifton Hill	2	Apartment	\$620,000	25 Feb 2025
 20 Yambla St Clifton Hill	3	House	\$1,610,000	22 Feb 2025
 85 Ramsden St Clifton Hill	3	House	\$1,775,000	22 Feb 2025



Fitzroy Office
189 Johnston Street, Fitzroy
03 8415 6100

jelliscraig.com.au

Data is current as of PDF generation date 01/07/2025

* Updated Quarterly for the past 12 months

^ Updated daily for the past quarter

~ Updated daily: 33 recent results.

This publication contains data, analytics, statistics and other information supplied by PROPERTYDATAONLINE PTY LTD (PropertyData). The data provided in this publication is of a general nature and should not be construed as specific advice or relied upon in lieu of appropriate professional advice.

PropertyData relies upon data supplied by third parties and while the data is checked and reviewed, PropertyData does not warrant the accuracy or completeness of the information to the full extent permitted by the law and excludes all loss or damage howsoever arising (including through negligence) in connection with the data supplied by PropertyData. The State of Victoria owns the copyright in the Property Sales Data and reproduction of that data in any way without the consent of the State of Victoria will constitute a breach of the Copyright Act 1968 (cth). The State of Victoria does not warrant the accuracy or completeness of the Property Sales Data and any person using or relying upon such information does so on the basis that the State of Victoria accepts no responsibility or liability whatsoever for any errors, faults, defects or omissions in the information supplied.