

Suburb **INSIGHTS**

3222
CLIFTON SPRINGS



Data that shapes your suburb.

**Jellis
Craig**

Property Prices

Median House Price*

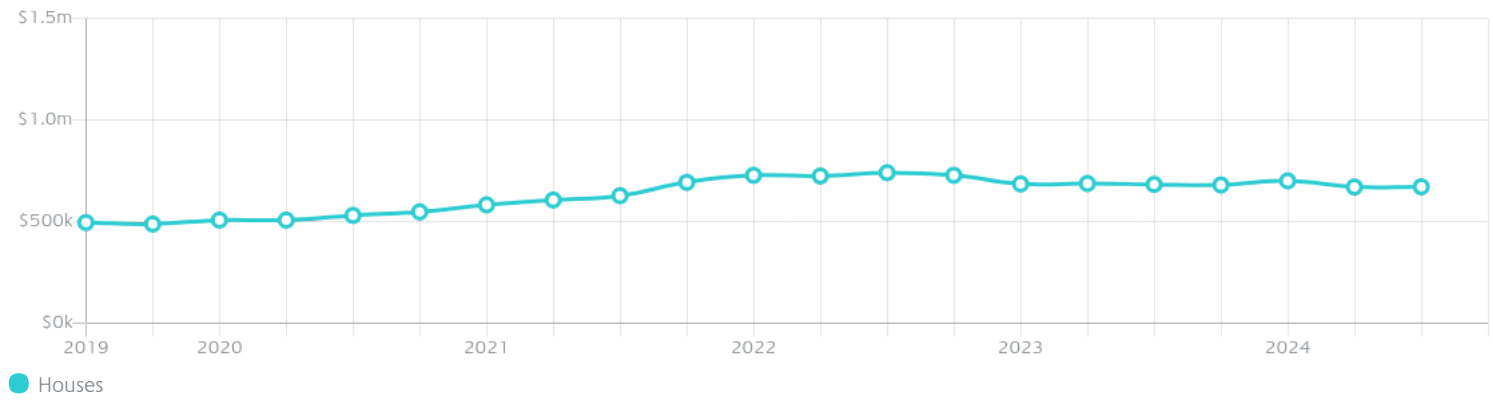
Median

\$671k

Quarterly Price Change

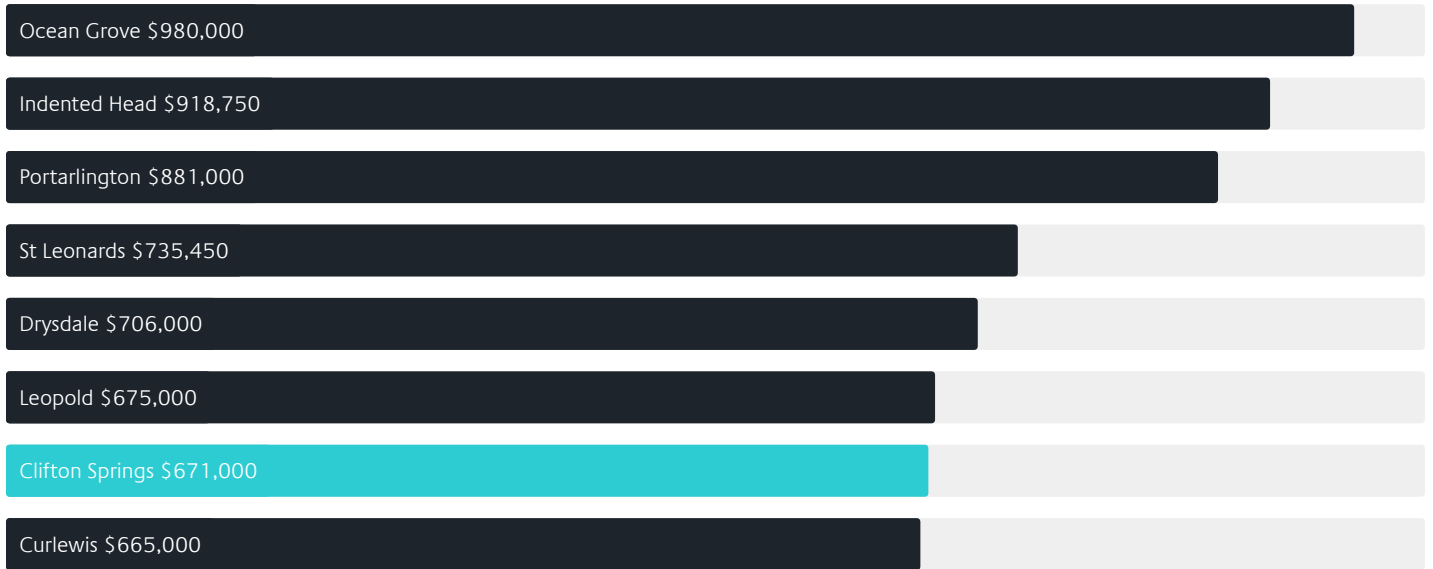
0.14% ↑

Quarterly Price Change*



Surrounding Suburbs

Median House Sale Price*



Median Unit Sale Price*



Sales Snapshot

Sale Method^{*}



● Private 100%

Median Days on Market[^]

72 days

Average Hold Period^{*}

7.0 years

Insights

Dwelling Type[^]



● Houses 98% ● Units 2%

Ownership[^]



● Owned Outright 46% ● Mortgaged 40% ● Rented 15%

Population[^]

7,646

Median Asking Rent per week^{*}

\$470

Median Age[^]

48 years

Rental Yield^{*}













3.65%

Median Household Size[^]













2.3 people

Sold Properties~













Discover a snapshot of the most recent results for this suburb, to view the full 12 months of sales history, please go to jellisicraig.com.au/suburbinsights

Address	Bedrooms	Type	Price	Sold
 14 Takanna Av Clifton Springs	3	House	\$581,500	22 Nov 2024
 31 Barrands La Clifton Springs	4	House	\$782,500	16 Nov 2024
 87 Boonderabbi Dr Clifton Springs	3	House	\$562,500	16 Nov 2024
 63 Thomas St Clifton Springs	4	House	\$720,000	15 Nov 2024
 18 Aloomba Av Clifton Springs	3	House	\$680,000	14 Nov 2024
 5 Carnival Ct Clifton Springs	3	House	\$672,000	13 Nov 2024
 62 Central Rd Clifton Springs	3	House	\$652,500	13 Nov 2024
 37 Beacon Point Rd Clifton Springs	3	House	\$590,000	08 Nov 2024
 26 Carawatha Av Clifton Springs	2	House	\$530,000	08 Nov 2024
 18 Coral Ct Clifton Springs	3	House	\$660,000	08 Nov 2024
 37 Leawarra Way Clifton Springs	4	House	\$600,000	07 Nov 2024
 38 Bunganowee Dr Clifton Springs	4	House	\$605,000	02 Nov 2024

Sold Properties~

Address	Bedrooms	Type	Price	Sold
 33 Thomas St Clifton Springs	4	House	\$800,000	28 Oct 2024
 4 Vicky Rd Clifton Springs	3	House	\$550,000	28 Oct 2024
 9 Elise Rd Clifton Springs	3	House	\$495,000	25 Oct 2024
 36 Carawatha Av Clifton Springs	2	House	\$490,000	23 Oct 2024
 4 Berrigan St Clifton Springs	3	House	\$625,000	23 Oct 2024
 1 Bogan St Clifton Springs	2	House	\$600,000	22 Oct 2024
 1/1 Bogan St Clifton Springs	3	Flat/Unit/Apartment	\$600,000	22 Oct 2024
 15 Leawarra Way Clifton Springs	4	House	\$683,000	21 Oct 2024
 9 Boondi Ct Clifton Springs	3	House	\$710,000	18 Oct 2024
 28 Carawatha Av Clifton Springs	3	House	\$650,000	18 Oct 2024
 55 Panpandi Dr Clifton Springs	2	House	\$630,000	17 Oct 2024
 2/28 Maraboora Av CLIFTON SPRINGS	2	Townhouse	\$485,000	15 Oct 2024

Sold Properties~

Address	Bedrooms	Type	Price	Sold
 48 Delungra Av Clifton Springs	4	House	\$680,000	13 Oct 2024
 8 Achilpa Av Clifton Springs	3	House	\$550,000	11 Oct 2024
 17 Dandarriga Dr Clifton Springs	4	House	\$1,090,000	09 Oct 2024
 5 Tingara Ct Clifton Springs	4	House	\$675,000	09 Oct 2024
 22 Bullimah Av Clifton Springs	3	House	\$708,000	08 Oct 2024
 26 Callisto Av Clifton Springs	3	House	\$755,000	07 Oct 2024
 8 Dederang Av Clifton Springs	4	House	\$590,000	04 Oct 2024
 47 Parrakoola Dr Clifton Springs	3	House	\$660,000	30 Sep 2024
 28 Dandarriga Dr Clifton Springs	3	House	\$550,000	30 Sep 2024
 18 Streeton Way Clifton Springs	4	House	\$755,000	26 Sep 2024
 12 Narawi Av CLIFTON SPRINGS	4	House	\$640,000	25 Sep 2024
 14 Dederang Av Clifton Springs	4	House	\$745,000	24 Sep 2024



Barwon Heads Office
Shop 2, 68 Hitchcock Avenue, Barwon Heads, 3227
03 9088 8968

jelliscraig.com.au

Data is current as of PDF generation date 01/12/2024

* Updated Quarterly for the past 12 months

^ Updated daily for the past quarter

~ Updated daily: 33 recent results.

This publication contains data, analytics, statistics and other information supplied by PROPERTYDATAONLINE PTY LTD (PropertyData). The data provided in this publication is of a general nature and should not be construed as specific advice or relied upon in lieu of appropriate professional advice.

PropertyData relies upon data supplied by third parties and while the data is checked and reviewed, PropertyData does not warrant the accuracy or completeness of the information to the full extent permitted by the law and excludes all loss or damage howsoever arising (including through negligence) in connection with the data supplied by PropertyData. The State of Victoria owns the copyright in the Property Sales Data and reproduction of that data in any way without the consent of the State of Victoria will constitute a breach of the Copyright Act 1968 (cth). The State of Victoria does not warrant the accuracy or completeness of the Property Sales Data and any person using or relying upon such information does so on the basis that the State of Victoria accepts no responsibility or liability whatsoever for any errors, faults, defects or omissions in the information supplied.