

Suburb Report

Know your neighbourhood.



Property Prices

Median House Price*

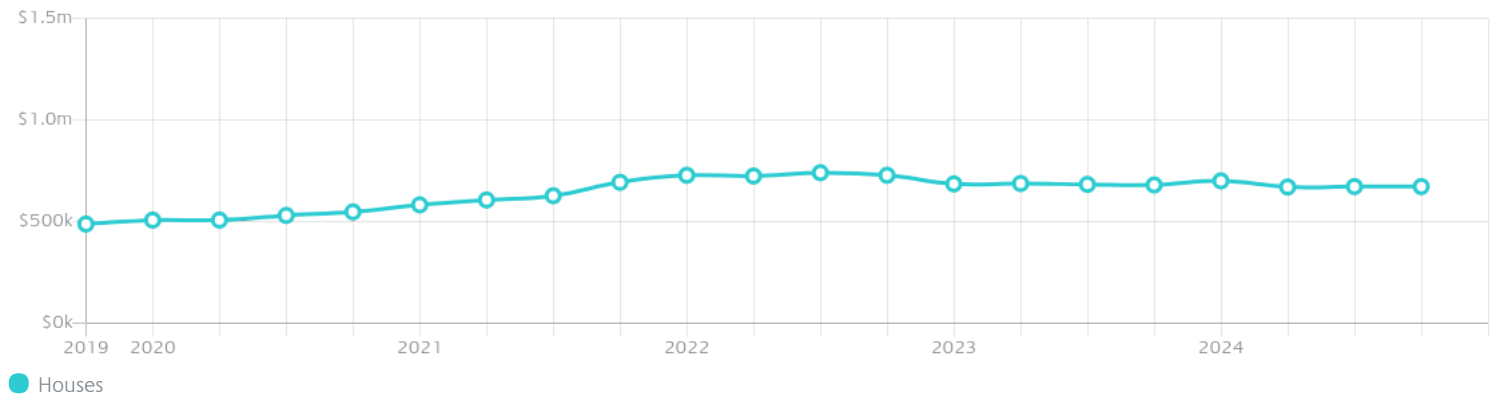
Median

\$672k

Quarterly Price Change

0.00% ↓

Quarterly Price Change*



Surrounding Suburbs

Median House Sale Price*



Median Unit Sale Price*



Sales Snapshot

Sale Method^{*}



● Private 100%

Median Days on Market[^]

49 days

Average Hold Period^{*}

7.0 years

Insights

Dwelling Type[^]



● Houses 98% ● Units 2%

Ownership[^]



● Owned Outright 46% ● Mortgaged 40% ● Rented 15%

Population[^]

7,646

Median Asking Rent per week^{*}

\$480

Median Age[^]

48 years

Rental Yield^{*}













3.65%

Median Household Size[^]













2.3 people

Sold Properties~













Discover a snapshot of the most recent results for this suburb, to view the full 12 months of sales history, please go to jellisicraig.com.au/suburbinsights

Address	Bedrooms	Type	Price	Sold
 47 Thomas St Clifton Springs	4	House	\$710,000	28 Jan 2025
 42 Catalina Cr Clifton Springs	4	House	\$751,000	22 Jan 2025
 51 Kewarra Dr Clifton Springs	4	House	\$765,000	17 Jan 2025
 65 Mirrabooka Dr CLIFTON SPRINGS	3	House	\$695,000	15 Jan 2025
 52 Yarramundi Dr Clifton Springs	3	House	\$563,000	07 Jan 2025
 57 Barongarook Dr Clifton Springs	3	House	\$525,000	02 Jan 2025
 8 Amaroo Ct Clifton Springs	3	House	\$565,000	20 Dec 2024
 132 Country Club Dr Clifton Springs	2	House	\$570,000	19 Dec 2024
 81 Dandarriga Dr Clifton Springs	3	House	\$515,000	18 Dec 2024
 3 Mirrabooka Dr Clifton Springs	3	House	\$625,000	18 Dec 2024
 31 Dundundra Dr Clifton Springs	4	House	\$530,000	13 Dec 2024
 60 Narawi Av Clifton Springs	4	House	\$715,000	12 Dec 2024

Sold Properties~

Address	Bedrooms	Type	Price	Sold
 153 Bay Shore Av Clifton Springs	3	House	\$675,000	12 Dec 2024
 1 Narawi Av Clifton Springs	4	House	\$900,000	10 Dec 2024
 30 Gwinganna Dr Clifton Springs	3	House	\$580,000	10 Dec 2024
 10 Kawana Ct Clifton Springs	3	House	\$817,000	06 Dec 2024
 104 Central Rd Clifton Springs	3	House	\$740,000	05 Dec 2024
 4 Warrawee Ct Clifton Springs	3	House	\$760,000	27 Nov 2024
 18 Edgewater Dr Clifton Springs	3	House	\$1,215,000	26 Nov 2024
 6 Bogan St Clifton Springs	4	House	\$710,000	25 Nov 2024
 14 Takanna Av Clifton Springs	3	House	\$581,500	22 Nov 2024
 91 Dandarriga Dr Clifton Springs	3	House	\$975,000	19 Nov 2024
 5 Kewarra Dr Clifton Springs	4	House	\$743,000	16 Nov 2024
 31 Barrands La Clifton Springs	4	House	\$782,500	16 Nov 2024

Sold Properties~

Address	Bedrooms	Type	Price	Sold
 87 Boonderabbi Dr Clifton Springs	3	House	\$562,500	16 Nov 2024
 7 Alchera Ct Clifton Springs	3	House	\$535,000	16 Nov 2024
 63 Thomas St Clifton Springs	4	House	\$720,000	15 Nov 2024
 2 Takanna Av Clifton Springs	3	House	\$652,600	15 Nov 2024
 18 Aloomba Av Clifton Springs	3	House	\$680,000	14 Nov 2024
 5 Carnival Ct Clifton Springs	3	House	\$672,000	13 Nov 2024
 62 Central Rd Clifton Springs	3	House	\$652,500	13 Nov 2024
 21 Barrands La Clifton Springs	4	House	\$740,000	13 Nov 2024
 26 Carawatha Av Clifton Springs	2	House	\$530,000	08 Nov 2024
 37 Beacon Point Rd Clifton Springs	3	House	\$590,000	08 Nov 2024
 18 Coral Ct Clifton Springs	3	House	\$660,000	08 Nov 2024
 37 Leawarra Way Clifton Springs	4	House	\$600,000	07 Nov 2024



Barwon Heads Office
Shop 2, 68 Hitchcock Avenue, Barwon Heads, 3227
03 9088 8968

jelliscraig.com.au

Data is current as of PDF generation date 01/02/2025

* Updated Quarterly for the past 12 months

^ Updated daily for the past quarter

~ Updated daily: 33 recent results.

This publication contains data, analytics, statistics and other information supplied by PROPERTYDATAONLINE PTY LTD (PropertyData). The data provided in this publication is of a general nature and should not be construed as specific advice or relied upon in lieu of appropriate professional advice.

PropertyData relies upon data supplied by third parties and while the data is checked and reviewed, PropertyData does not warrant the accuracy or completeness of the information to the full extent permitted by the law and excludes all loss or damage howsoever arising (including through negligence) in connection with the data supplied by PropertyData. The State of Victoria owns the copyright in the Property Sales Data and reproduction of that data in any way without the consent of the State of Victoria will constitute a breach of the Copyright Act 1968 (cth). The State of Victoria does not warrant the accuracy or completeness of the Property Sales Data and any person using or relying upon such information does so on the basis that the State of Victoria accepts no responsibility or liability whatsoever for any errors, faults, defects or omissions in the information supplied.