

JellisCraig

CLIFTON SPRINGS

Suburb Report

Know your neighbourhood.



CLIFTON SPRINGS SUBURB REPORT

Median House Price*

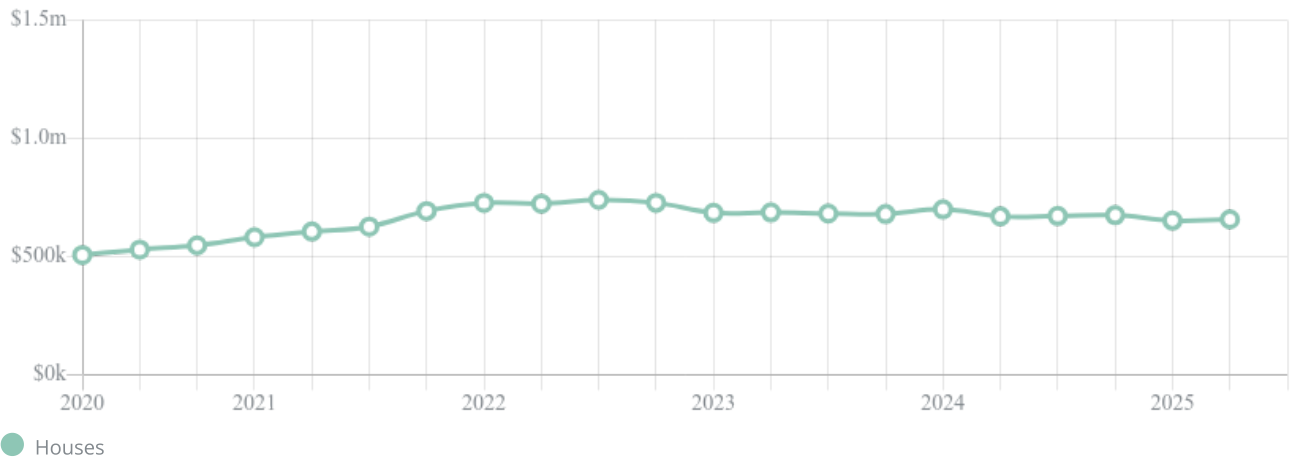
Median

\$658k

Quarterly Price Change

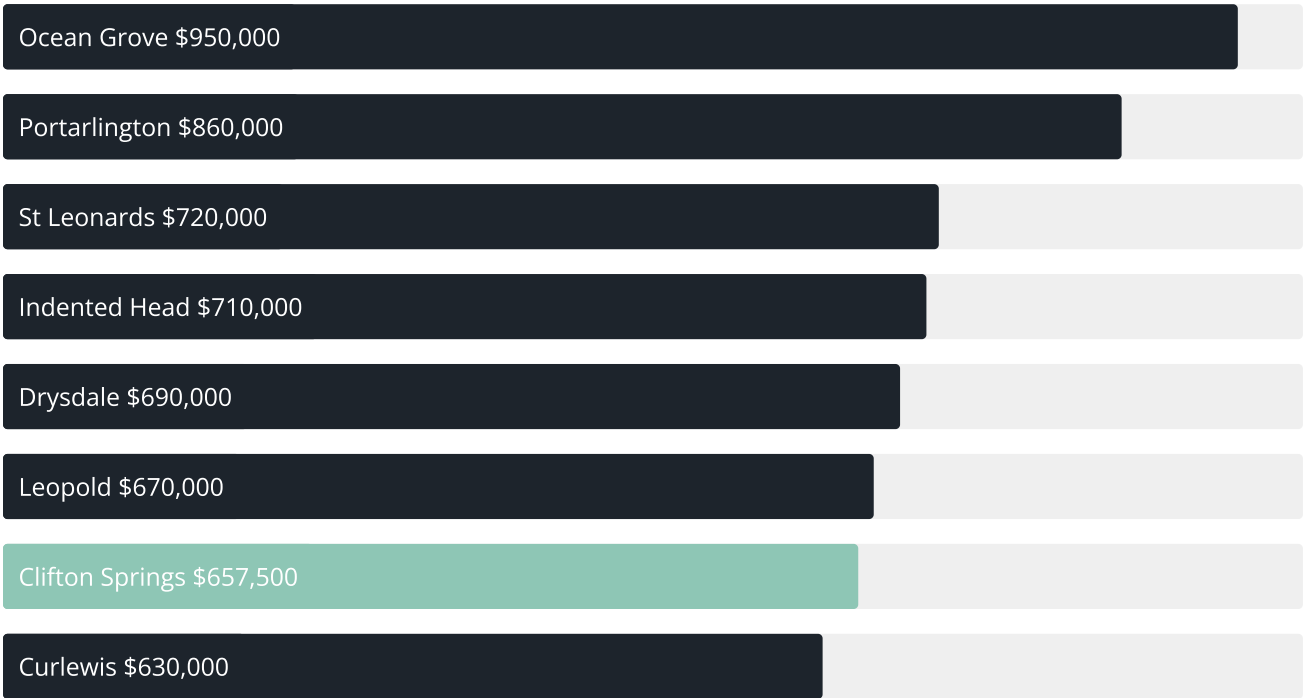
0.76% ↑

Quarterly Price Change*



CLIFTON SPRINGS SUBURB REPORT

Median House Sale Price^{*}



Median Unit Sale Price^{*}



CLIFTON SPRINGS SUBURB REPORT

Sale Method^{*}

● Private 100%

Median Days on Market[^]

34 days

Average Hold Period^{*}

7.0 years

Dwelling Type[^]

● Houses 98% ● Units 2%

Ownership[^]

● Owned Outright 46% ● Mortgaged 40% ● Rented 15%

Population[^]

7,646

Median Asking Rent per week^{*}

\$480

Median Age[^]

48 years

Rental Yield^{*}











3.65%

Median Household Size[^]











2.3 people

CLIFTON SPRINGS SUBURB REPORT











Discover a snapshot of the most recent results for this suburb, to view the full 12 months of sales history, please go to jellisraig.com.au/suburbinsights

Address	Bedrooms	Type	Price	Sold
 85 Beacon Point Rd Clifton Springs	3	House	\$680,000	29 Aug 2025
 13 Bay Shore Av Clifton Springs	3	House	\$582,000	20 Aug 2025
 9 Mccubbin Pde Clifton Springs	3	House	\$725,000	19 Aug 2025
 8 Carapooka Av Clifton Springs	3	House	\$595,000	12 Aug 2025
 86 Bunganowee Dr Clifton Springs	3	House	\$700,000	05 Aug 2025
 26 Boonderabbi Dr Clifton Springs	4	House	\$745,000	01 Aug 2025
 30 Dundundra Dr Clifton Springs	3	House	\$605,000	28 Jul 2025
 21 Streeton Way Clifton Springs	4	House	\$752,500	25 Jul 2025
 14 Yarramundi Dr Clifton Springs	3	House	\$552,000	16 Jul 2025
 74 Country Club Dr Clifton Springs	4	House	\$790,000	13 Jul 2025

CLIFTON SPRINGS SUBURB REPORT

Address	Bedrooms	Type	Price	Sold
 24 Bullimah Av Clifton Springs	3	House	\$670,000	12 Jul 2025
 100 Bay Shore Av Clifton Springs	4	House	\$970,000	11 Jul 2025
 3b Kiama Way Clifton Springs	3	House	\$300,000	11 Jul 2025
 69 Bunganowee Dr Clifton Springs	3	House	\$550,000	07 Jul 2025
 35 Bunganowee Dr Clifton Springs	3	House	\$660,000	05 Jul 2025
 16 Derribong Way Clifton Springs	3	House	\$695,000	04 Jul 2025
 67 Boonderabbi Dr Clifton Springs	3	House	\$552,500	04 Jul 2025
 6 Parrakoola Dr Clifton Springs	4	House	\$600,000	02 Jul 2025
 13 Ada St Clifton Springs	3	House	\$580,000	30 Jun 2025
 51 Yarramundi Dr Clifton Springs	3	House	\$640,000	30 Jun 2025

CLIFTON SPRINGS SUBURB REPORT

Address	Bedrooms	Type	Price	Sold
 5 Wardoo Ct Clifton Springs	3	House	\$715,000	25 Jun 2025
 9 Dandarriga Dr Clifton Springs	3	House	\$860,000	25 Jun 2025
 2 Barega Pl Clifton Springs	3	House	\$564,000	23 Jun 2025
 3 Wanawong Ct Clifton Springs	3	House	\$615,000	23 Jun 2025
 36 Catalina Cr Clifton Springs	3	House	\$820,000	20 Jun 2025
 28 Parrakoola Dr Clifton Springs	4	House	\$730,000	20 Jun 2025
 10 Bullimah Av Clifton Springs	3	House	\$605,000	20 Jun 2025
 6-7 Catalpa Ct Clifton Springs	2	House	\$816,000	17 Jun 2025
 31 Narawi Av Clifton Springs	4	House	\$1,225,000	12 Jun 2025
 11 Hill St Clifton Springs	3	House	\$700,000	11 Jun 2025



Barwon Heads Office
Shop 2, 68 Hitchcock Avenue, Barwon Heads, 3227
03 9088 8968

jellisrcraig.com.au

Data is current as of PDF generation date 01/09/2025

* Updated Quarterly for the past 12 months

^ Updated daily for the past quarter

~ Updated daily: 33 recent results.

This publication contains data, analytics, statistics and other information supplied by PROPERTYDATAONLINE PTY LTD (PropertyData). The data provided in this publication is of a general nature and should not be construed as specific advice or relied upon in lieu of appropriate professional advice.

PropertyData relies upon data supplied by third parties and while the data is checked and reviewed, PropertyData does not warrant the accuracy or completeness of the information to the full extent permitted by the law and excludes all loss or damage howsoever arising (including through negligence) in connection with the data supplied by PropertyData. The State of Victoria owns the copyright in the Property Sales Data and reproduction of that data in any way without the consent of the State of Victoria will constitute a breach of the Copyright Act 1968 (cth). The State of Victoria does not warrant the accuracy or completeness of the Property Sales Data and any person using or relying upon such information does so on the basis that the State of Victoria accepts no responsibility or liability whatsoever for any errors, faults, defects or omissions in the information supplied.