

Suburb Report

Know your neighbourhood.



Property Prices

Median House Price*

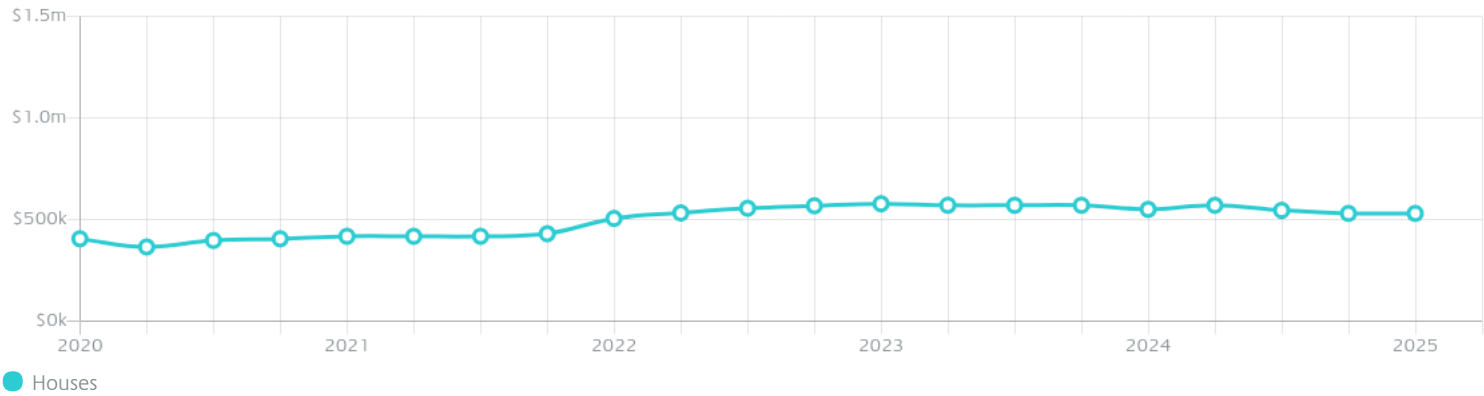
Median

\$530k

Quarterly Price Change

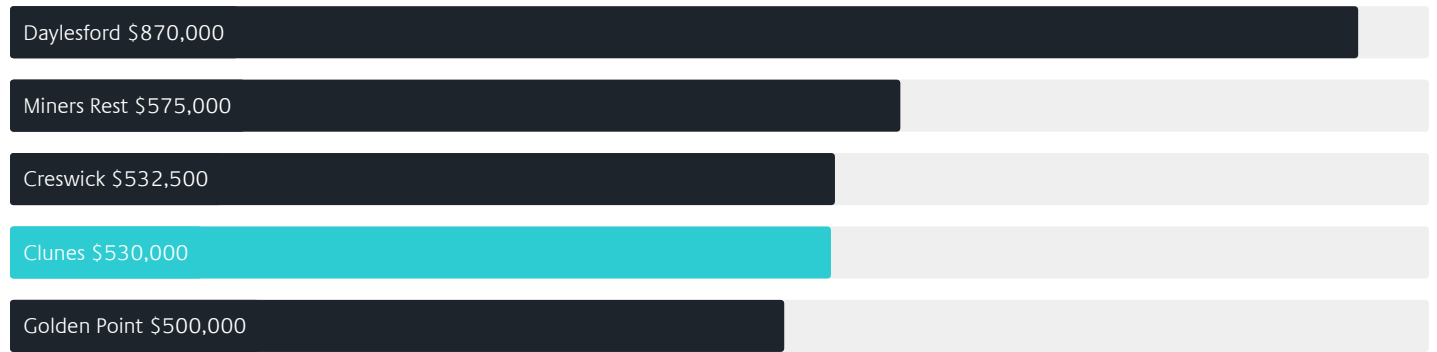
0.00% ↓

Quarterly Price Change*



Surrounding Suburbs

Median House Sale Price*



Sales Snapshot

Sale Method^{*}



● Private 100%

Median Days on Market[^]

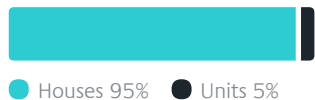
85 days

Average Hold Period^{*}

4.6 years

Insights

Dwelling Type[^]



Population[^]

1,844

Ownership[^]



Median Asking Rent per week^{*}

\$475

Population Growth[^]

6.71%

Rental Yield^{*}

3.17%

Median Age[^]













51 years

Median Household Size[^]













2.2 people

Sold Properties~













Discover a snapshot of the most recent results for this suburb, to view the full 12 months of sales history, please go to jellisraig.com.au/suburbinsights

Address	Bedrooms	Type	Price	Sold
 50 New North Ct Clunes	4	House	\$710,000	24 Apr 2025
 201 Learmonth Rd Clunes	2	House	\$660,000	10 Apr 2025
 28 Service St Clunes	3	House	\$440,000	27 Mar 2025
 255 McLennans Rd Clunes	3	House	\$515,000	05 Mar 2025
 79 Fairview Rd Clunes	1	House	\$480,000	04 Mar 2025
 51 Thornton St Clunes	3	House	\$300,000	24 Feb 2025
 185 Beckworth Court Rd Clunes	2	House	\$710,000	19 Feb 2025
 65 Boundary St Clunes	2	House	\$650,000	19 Feb 2025
 18 Angus St Clunes	4	House	\$535,000	06 Feb 2025
 5 Comet St Clunes	3	House	\$565,000	20 Jan 2025
 7 Purcell St Clunes	2	House	\$460,000	10 Jan 2025
 13-15 Suburban St Clunes	3	House	\$500,000	19 Dec 2024

Sold Properties~

Address	Bedrooms	Type	Price	Sold
 3105 Ballarat Maryborough Rd Clunes	4	House	\$670,000	13 Dec 2024
 13 Suburban St Clunes	3	House	\$500,000	13 Dec 2024
 3 Creswick Rd Clunes	2	House	\$710,000	05 Dec 2024
 1a Cameron St Clunes	5	House	\$750,000	29 Nov 2024
 135 Fairview Dr Clunes	4	House	\$500,000	28 Nov 2024
 50 Mcdonalds Rd Clunes	4	House	\$505,000	21 Nov 2024
 11 Camp St Clunes	2	House	\$395,000	18 Nov 2024
 35 Talbot Rd CLUNES	3	House	\$310,000	15 Nov 2024
 16a Canterbury St CLUNES	3	House	\$499,000	08 Nov 2024
 90 Beckworth Court Rd Clunes	5	House	\$1,190,000	22 Oct 2024
 59 Talbot Rd Clunes	3	House	\$510,000	21 Oct 2024
 17 Leslie St Clunes	3	House	\$530,000	16 Oct 2024

Sold Properties~

Address	Bedrooms	Type	Price	Sold
 14 Grant St Clunes	4	House	\$540,000	10 Sep 2024
 12 Leslie St Clunes	2	House	\$300,000	10 Sep 2024
 1 Macdonald St Clunes	3	House	\$530,000	09 Sep 2024
 19 Victoria St Clunes	4	House	\$422,000	09 Sep 2024
 40A Canterbury St Clunes	4	House	\$630,000	15 Aug 2024
 53 Criterion Ct Clunes	3	House	\$672,750	01 Aug 2024
 29 Leslie St Clunes	3	House	\$480,000	22 Jul 2024
 14 Talbot Rd Clunes	3	House	\$695,000	11 Jul 2024
 29 Service St Clunes	3	House	\$470,000	10 Jul 2024
 30 Foulkes Cr Clunes	4	House	\$515,000	05 Jul 2024
 100 Merrifield Rd Clunes	4	House	\$755,000	17 Jun 2024
 160 Fairview Dr Clunes	2	House	\$540,000	14 Jun 2024



jelliscraig.com.au

Data is current as of PDF generation date 01/05/2025

* Updated Quarterly for the past 12 months

^ Updated daily for the past quarter

~ Updated daily: 33 recent results.

This publication contains data, analytics, statistics and other information supplied by PROPERTYDATAONLINE PTY LTD (PropertyData). The data provided in this publication is of a general nature and should not be construed as specific advice or relied upon in lieu of appropriate professional advice.

PropertyData relies upon data supplied by third parties and while the data is checked and reviewed, PropertyData does not warrant the accuracy or completeness of the information to the full extent permitted by the law and excludes all loss or damage howsoever arising (including through negligence) in connection with the data supplied by PropertyData. The State of Victoria owns the copyright in the Property Sales Data and reproduction of that data in any way without the consent of the State of Victoria will constitute a breach of the Copyright Act 1968 (cth). The State of Victoria does not warrant the accuracy or completeness of the Property Sales Data and any person using or relying upon such information does so on the basis that the State of Victoria accepts no responsibility or liability whatsoever for any errors, faults, defects or omissions in the information supplied.