

# JellisCraig

CLUNES

# Suburb Report

Know your neighbourhood.



CLUNES SUBURB REPORT

Median House Price\*

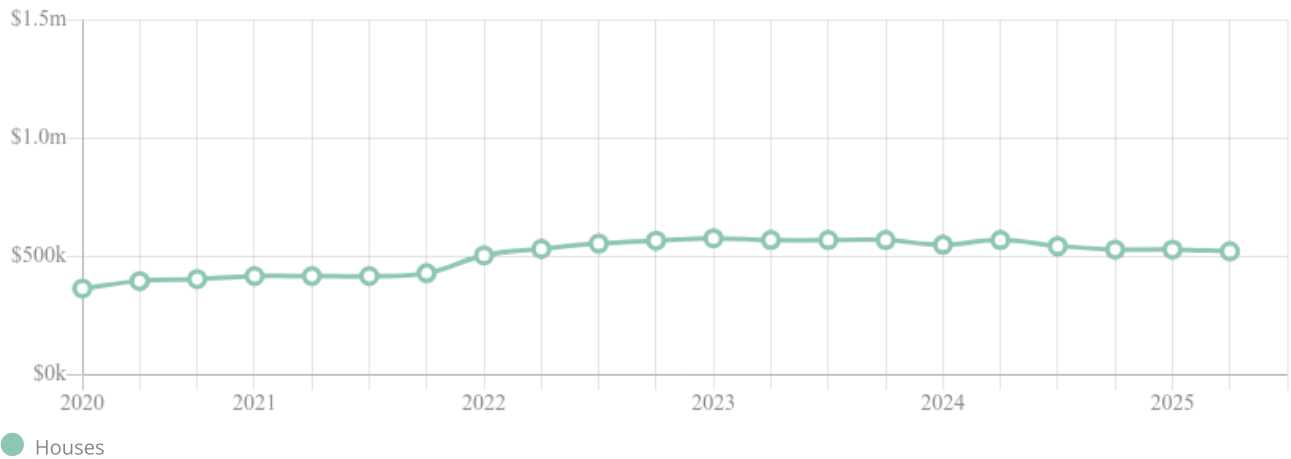
Median

\$523k

Quarterly Price Change

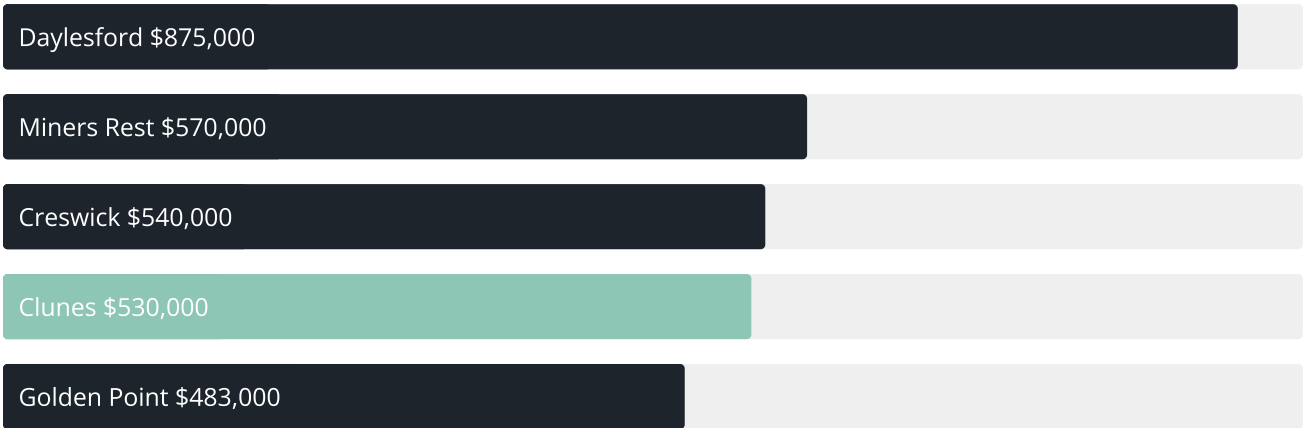
-1.41% ↓

Quarterly Price Change\*



CLUNES SUBURB REPORT

Median House Sale Price\*



Median Unit Sale Price\*



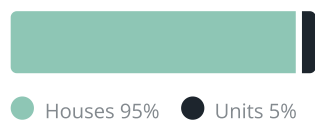
## CLUNES SUBURB REPORT

Sale Method<sup>\*</sup>Median Days on Market<sup>^</sup>

151 days

Average Hold Period<sup>\*</sup>

4.6 years

Dwelling Type<sup>^</sup>Ownership<sup>^</sup>Population<sup>^</sup>

1,844

Median Asking Rent per week<sup>\*</sup>

\$475

Population Growth<sup>^</sup>

6.71%

Rental Yield<sup>\*</sup>

3.17%

Median Age<sup>^</sup>











51 years

Median Household Size<sup>^</sup>











2.2 people

## CLUNES SUBURB REPORT











Discover a snapshot of the most recent results for this suburb, to view the full 12 months of sales history, please go to [jellisicraig.com.au/suburbinsights](https://jellisicraig.com.au/suburbinsights)

Address	Bedrooms	Type	Price	Sold
 39 Service St Clunes	3	House	\$660,000	19 Aug 2025
 74 Bailey St Clunes	4	House	\$400,000	31 Jul 2025
 62 Service St Clunes	3	House	\$290,000	21 Jul 2025
 3550 Ballarat maryborough Rd Clunes	3	House	\$610,000	08 Jul 2025
 25 Angus St Clunes	2	House	\$332,000	19 Jun 2025
 15 New North Ct Clunes	3	House	\$625,000	13 Jun 2025
 14 Camp Pde Clunes	3	House	\$415,000	31 May 2025
 58 Talbot Rd Clunes	2	House	\$470,000	23 May 2025
 17 West St Clunes	3	House	\$475,000	19 May 2025
 125 Mcdonalds Rd Clunes	3	Land	\$595,000	19 May 2025

## CLUNES SUBURB REPORT

Address	Bedrooms	Type	Price	Sold
 8 Alfred St Clunes	3	House	\$620,000	12 May 2025
 15 Albert St Clunes	3	House	\$352,000	01 May 2025
 50 New North Ct Clunes	4	House	\$710,000	24 Apr 2025
 50 Carter St Clunes	5	House	\$865,000	16 Apr 2025
 201 Learmonth Rd Clunes	2	House	\$660,000	10 Apr 2025
 95 Foulkes Cr Clunes	3	House	\$780,000	28 Mar 2025
 28 Service St Clunes	3	House	\$440,000	27 Mar 2025
 255 McLennans Rd Clunes	3	House	\$515,000	05 Mar 2025
 79 Fairview Rd Clunes	1	House	\$480,000	04 Mar 2025
 51 Thornton St Clunes	3	House	\$300,000	24 Feb 2025

## CLUNES SUBURB REPORT

Address	Bedrooms	Type	Price	Sold
 185 Beckworth Court Rd Clunes	2	House	\$710,000	19 Feb 2025
 65 Boundary St Clunes	2	House	\$650,000	19 Feb 2025
 18 Angus St Clunes	4	House	\$535,000	06 Feb 2025
 5 Comet St Clunes	3	House	\$565,000	20 Jan 2025
 7 Purcell St Clunes	2	House	\$460,000	10 Jan 2025
 13-15 Suburban St Clunes	3	House	\$500,000	19 Dec 2024
 81 Bailey St Clunes	3	House	\$430,000	18 Dec 2024
 3105 Ballarat Maryborough Rd Clunes	4	House	\$670,000	13 Dec 2024
 13 Suburban St Clunes	3	House	\$500,000	13 Dec 2024
 3 Creswick Rd Clunes	2	House	\$710,000	05 Dec 2024



[jellisraig.com.au](http://jellisraig.com.au)

Data is current as of PDF generation date 01/09/2025

\* Updated Quarterly for the past 12 months

^ Updated daily for the past quarter

~ Updated daily: 33 recent results.

This publication contains data, analytics, statistics and other information supplied by PROPERTYDATAONLINE PTY LTD (PropertyData). The data provided in this publication is of a general nature and should not be construed as specific advice or relied upon in lieu of appropriate professional advice.

PropertyData relies upon data supplied by third parties and while the data is checked and reviewed, PropertyData does not warrant the accuracy or completeness of the information to the full extent permitted by the law and excludes all loss or damage howsoever arising (including through negligence) in connection with the data supplied by PropertyData. The State of Victoria owns the copyright in the Property Sales Data and reproduction of that data in any way without the consent of the State of Victoria will constitute a breach of the Copyright Act 1968 (cth). The State of Victoria does not warrant the accuracy or completeness of the Property Sales Data and any person using or relying upon such information does so on the basis that the State of Victoria accepts no responsibility or liability whatsoever for any errors, faults, defects or omissions in the information supplied.