

Suburb Report

Know your neighbourhood.



Property Prices

Median House Price*

Median

\$1.08m

Quarterly Price Change

0.46% ↑

Median Unit Price*

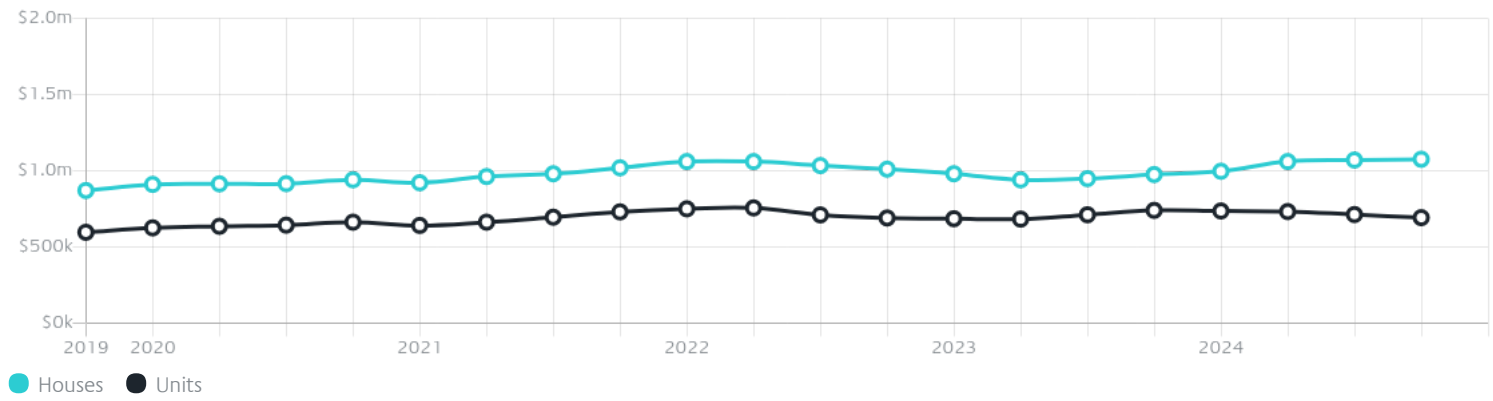
Median

\$692k

Quarterly Price Change

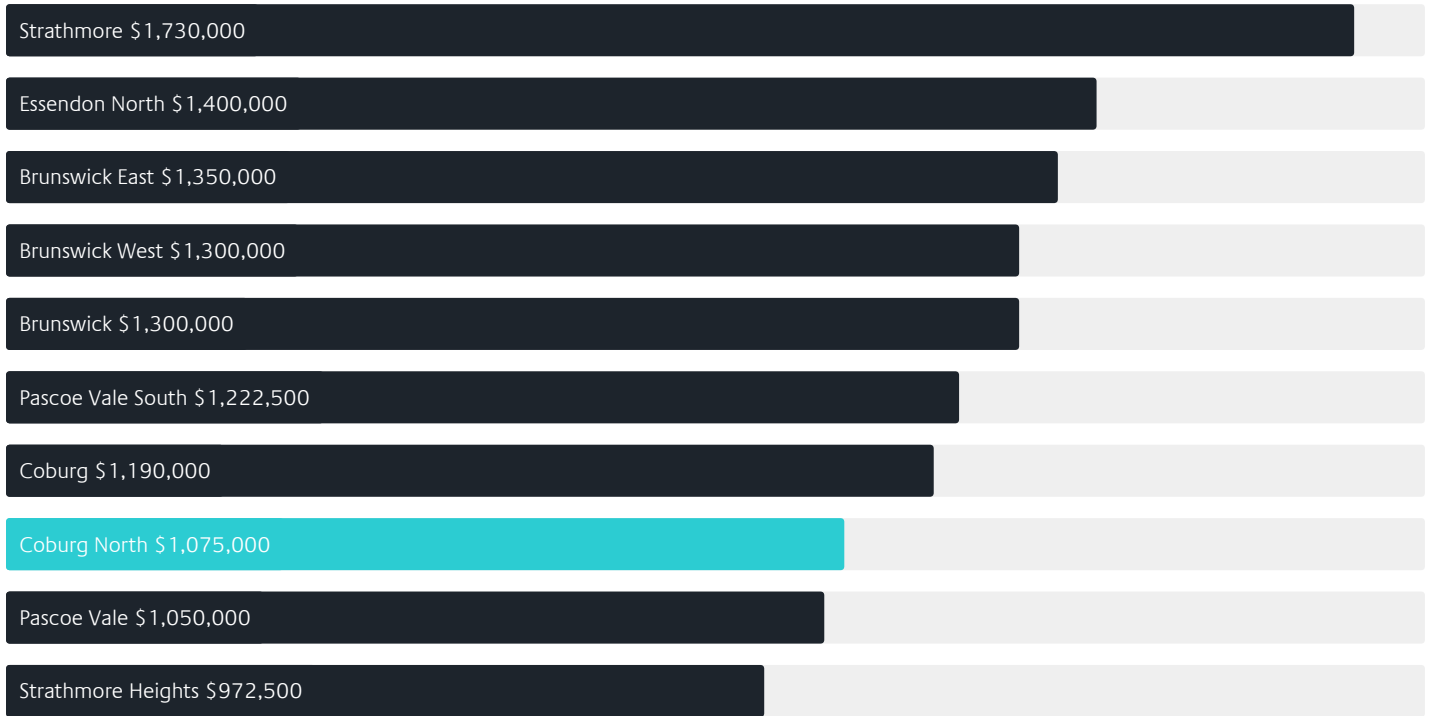
-2.87% ↓

Quarterly Price Change*



Surrounding Suburbs

Median House Sale Price*



Median Unit Sale Price*



Sales Snapshot

Sale Method^{*}



● Auction 69%
● Private 31%

Auction Clearance Rate^{*}

88.89%

Median Days on Market[^]

26 days

Average Hold Period^{*}

6.4 years

Insights

Dwelling Type[^]



● Houses 76% ● Units 24%

Ownership[^]



● Owned Outright 33% ● Mortgaged 40% ● Rented 27%

Population[^]

8,327

Median Asking Rent per week^{*}

\$600

Population Growth[^]

9.55%

Rental Yield^{*}

2.92%

Median Age[^]













38 years

Median Household Size[^]













2.5 people

Sold Properties~













Discover a snapshot of the most recent results for this suburb, to view the full 12 months of sales history, please go to jellisraig.com.au/suburbinsights

Address	Bedrooms	Type	Price	Sold
 57 Snapshot Dr Coburg North	2	Townhouse	\$720,000	29 Jan 2025
 7 Snapshot Dr Coburg North	4	House	\$1,175,000	14 Dec 2024
 6 Muriel Ct Coburg North	3	House	\$1,132,000	14 Dec 2024
 12 Spectrum Way Coburg North	4	House	\$1,188,888	14 Dec 2024
 5/848 Sydney Rd Coburg North	2	Townhouse	\$490,000	12 Dec 2024
 11 Mashoobra St COBURG NORTH	4	House	\$1,494,500	11 Dec 2024
 875 Sydney Rd Coburg North	2	House	\$675,000	09 Dec 2024
 53 Shorts Rd Coburg North	3	House	\$1,145,000	03 Dec 2024
 43 Spry St Coburg North	3	House	\$770,000	30 Nov 2024
 44 Jackson Pde COBURG NORTH	3	House	\$1,435,000	30 Nov 2024
 50 Shorts Rd COBURG NORTH	4	House	\$1,390,000	29 Nov 2024
 30 Spry St Coburg North	3	House	\$1,135,000	23 Nov 2024

Sold Properties~

Address	Bedrooms	Type	Price	Sold
 12 Athol Av Coburg North	3	House	\$1,160,000	23 Nov 2024
 65 Spectrum Way Coburg North	3	House	\$957,000	23 Nov 2024
 28 Guilfoyle Av Coburg North	3	House	\$920,000	22 Nov 2024
 55 Shorts Rd Coburg North	3	House	\$1,120,000	18 Nov 2024
 37 Bakers Rd Coburg North	3	House	\$910,000	16 Nov 2024
 30 Shorts Rd Coburg North	4	House	\$951,000	16 Nov 2024
 3/15 Marama St Coburg North	2	Apartment	\$402,500	06 Nov 2024
 38 Shore Gr Coburg North	4	House	\$1,635,000	06 Nov 2024
 7 Keady St Coburg North	5	House	\$1,250,000	05 Nov 2024
 6 Danthonia St Coburg North	3	House	\$855,000	02 Nov 2024
 1/29 Rodney Av Coburg North	3	Unit	\$826,000	30 Oct 2024
 29 Rodney Av Coburg North	3	Unit	\$826,000	30 Oct 2024

Sold Properties~

Address	Bedrooms	Type	Price	Sold
 21 Pallett St Coburg North	3	House	\$968,500	26 Oct 2024
 41 Boyne St Coburg North	3	House	\$1,380,000	26 Oct 2024
 16 Mathieson St Coburg North	4	House	\$1,050,000	26 Oct 2024
 4 Delta Av Coburg North	3	House	\$1,220,000	23 Oct 2024
 1/988 Sydney Rd Coburg North	2	Townhouse	\$635,000	21 Oct 2024
 57 Spectrum Way Coburg North	2	House	\$740,000	19 Oct 2024
 3/50 Livingstone St Coburg North	2	Unit	\$691,000	19 Oct 2024
 25 Goleen St Coburg North	3	House	\$980,000	12 Oct 2024
 41 Mashoobra St COBURG NORTH	2	House	\$900,000	01 Oct 2024
 190 Elizabeth St Coburg North	4	House	\$975,000	25 Sep 2024
 42 Murray Rd Coburg North	3	Townhouse	\$720,000	25 Sep 2024
 6/10 Snapshot Dr Coburg North	1	Apartment	\$335,000	24 Sep 2024



Brunswick Office
179 Sydney Rd, Brunswick
03 9387 5888

jelliscraig.com.au

Data is current as of PDF generation date 01/02/2025

* Updated Quarterly for the past 12 months

^ Updated daily for the past quarter

~ Updated daily: 33 recent results.

This publication contains data, analytics, statistics and other information supplied by PROPERTYDATAONLINE PTY LTD (PropertyData). The data provided in this publication is of a general nature and should not be construed as specific advice or relied upon in lieu of appropriate professional advice.

PropertyData relies upon data supplied by third parties and while the data is checked and reviewed, PropertyData does not warrant the accuracy or completeness of the information to the full extent permitted by the law and excludes all loss or damage howsoever arising (including through negligence) in connection with the data supplied by PropertyData. The State of Victoria owns the copyright in the Property Sales Data and reproduction of that data in any way without the consent of the State of Victoria will constitute a breach of the Copyright Act 1968 (cth). The State of Victoria does not warrant the accuracy or completeness of the Property Sales Data and any person using or relying upon such information does so on the basis that the State of Victoria accepts no responsibility or liability whatsoever for any errors, faults, defects or omissions in the information supplied.