

# *Suburb Report*

Know your neighbourhood.



# Property Prices

## Median House Price\*

Median

**\$1.19m**

Quarterly Price Change

**-3.29% ↓**

## Median Unit Price\*

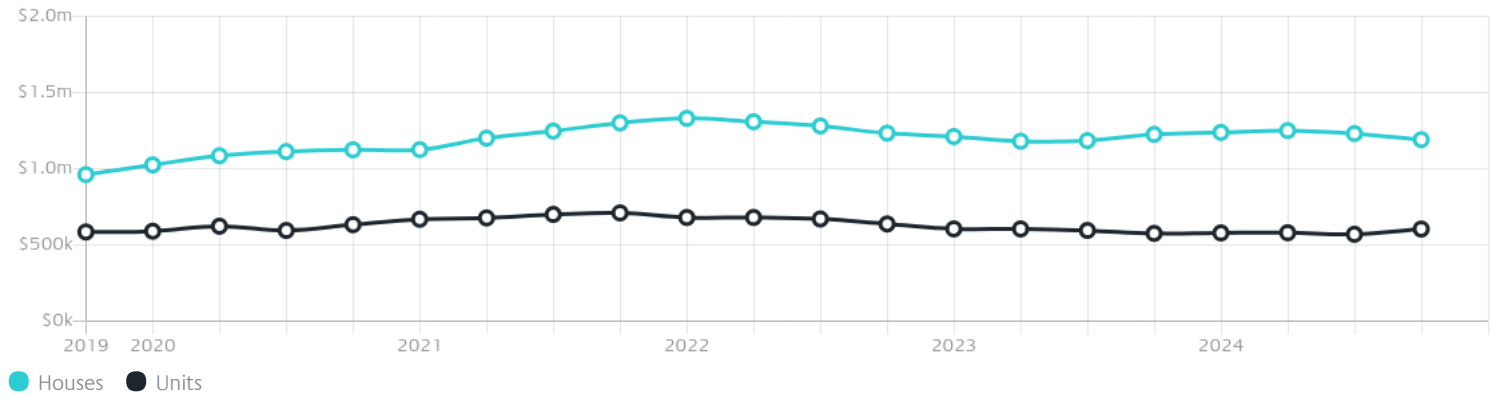
Median

**\$604k**

Quarterly Price Change

**5.96% ↑**

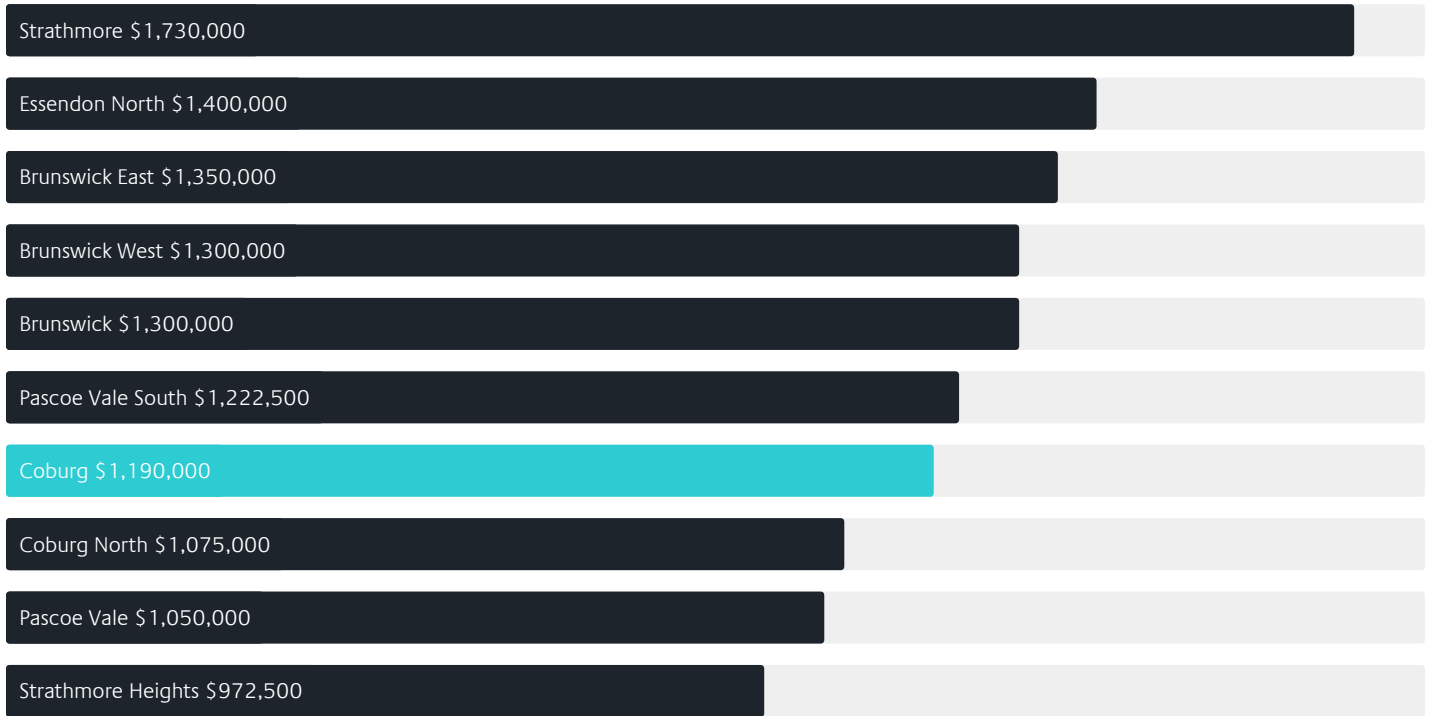
## Quarterly Price Change\*



# Surrounding Suburbs

---

## Median House Sale Price\*



## Median Unit Sale Price\*



# Sales Snapshot

## Sale Method\*



● Auction 55%  
● Private 45%

## Auction Clearance Rate\*

82%

## Median Days on Market^

30 days

## Average Hold Period\*

7.3 years

# Insights

## Dwelling Type^



● Houses 65% ● Units 35%

## Ownership\*



● Owned Outright 35% ● Mortgaged 35% ● Rented 30%

## Population^

26,574

## Median Asking Rent per week\*

\$700

## Population Growth^

1.49%

## Rental Yield\*

2.97%

## Median Age^













37 years

## Median Household Size^













2.5 people

# Sold Properties~













Discover a snapshot of the most recent results for this suburb, to view the full 12 months of sales history, please go to [jellisraig.com.au/suburbinsights](http://jellisraig.com.au/suburbinsights)

Address	Bedrooms	Type	Price	Sold
 33 Wellington St Coburg	3	House	\$1,350,000	22 May 2025
 16 Glencairn Av Coburg	5	House	\$1,850,000	22 Feb 2025
 18 Huntington Gr Coburg	3	House	\$1,390,000	18 Feb 2025
 3/106 Rennie St COBURG	2	Unit	\$857,000	17 Feb 2025
 5 Glencairn Av Coburg	4	House	\$1,250,000	15 Feb 2025
 10 Carron St Coburg	3	House	\$1,000,000	15 Feb 2025
 3/149 Gaffney St Coburg	2	Townhouse	\$735,000	15 Feb 2025
 138 Reynard St Coburg	3	House	\$960,000	15 Feb 2025
 1/345 Moreland Rd Coburg	1	Unit	\$320,000	14 Feb 2025
 607/14-20 Nicholson St Coburg	1	Apartment	\$277,000	08 Feb 2025
 3/2 Loch St Coburg	2	Townhouse	\$832,000	08 Feb 2025
 2/33 Munro St Coburg	3	Townhouse	\$868,000	08 Feb 2025

# Sold Properties~

Address	Bedrooms	Type	Price	Sold
 37c Anketell St Coburg	3	House	\$1,180,000	07 Feb 2025
 7 Blackwood Cl Coburg	2	House	\$655,000	05 Feb 2025
 2/42 Jersey St Coburg	4	House	\$970,000	04 Feb 2025
 129 Ohea St Coburg	3	House	\$1,300,000	04 Feb 2025
 3/87 Rennie St Coburg	2	Unit	\$700,000	03 Feb 2025
 68 Rose St Coburg	2	House	\$995,000	03 Feb 2025
 5 James St Coburg	3	House (Previously Occupied - Detached)	\$1,300,000	28 Jan 2025
 44 Quarry Cirt Coburg	2	Apartment	\$515,000	20 Jan 2025
 42 Abeckett St Coburg	3	House	\$1,030,000	20 Jan 2025
 408/14-20 Nicholson St Coburg	1	Apartment	\$280,000	18 Jan 2025
 5/40 Hudson St Coburg	2	Townhouse	\$521,000	17 Jan 2025
 216/146 Bell St Coburg	1	Apartment	\$295,000	09 Jan 2025

# Sold Properties~

Address	Bedrooms	Type	Price	Sold
 13 Campbell St Coburg	2	House	\$815,000	27 Dec 2024
 13 Cyan Wlk Coburg	2	Townhouse	\$650,000	23 Dec 2024
 6/5 Industry La Coburg	2	Townhouse	\$640,000	22 Dec 2024
 130 Munro St Coburg	4	House	\$1,328,000	21 Dec 2024
 14/144 Nicholson St COBURG	1	Apartment	\$300,000	20 Dec 2024
 9 Vincent St Coburg	4	House	\$1,220,000	20 Dec 2024
 36 Donne St COBURG	3	House	\$1,400,000	20 Dec 2024
 3/228 Reynard St Coburg	2	Unit	\$675,000	19 Dec 2024
 303/146 Bell St Coburg	2	Apartment	\$479,000	19 Dec 2024
 24a/4 Woiwurung Cr Coburg	2	Subdivided Unit/Villa/Townhouse	\$267,500	19 Dec 2024
 306A/21 Pentridge Blvd Coburg	2	Apartment	\$540,000	18 Dec 2024
 202/20 Wardens Wlk Coburg	2	Strata Unit/Flat	\$699,000	16 Dec 2024



Brunswick Office  
179 Sydney Rd, Brunswick  
03 9387 5888

[jelliscraig.com.au](http://jelliscraig.com.au)

Data is current as of PDF generation date 01/03/2025

\* Updated Quarterly for the past 12 months

^ Updated daily for the past quarter

~ Updated daily: 33 recent results.

This publication contains data, analytics, statistics and other information supplied by PROPERTYDATAONLINE PTY LTD (PropertyData). The data provided in this publication is of a general nature and should not be construed as specific advice or relied upon in lieu of appropriate professional advice.

PropertyData relies upon data supplied by third parties and while the data is checked and reviewed, PropertyData does not warrant the accuracy or completeness of the information to the full extent permitted by the law and excludes all loss or damage howsoever arising (including through negligence) in connection with the data supplied by PropertyData. The State of Victoria owns the copyright in the Property Sales Data and reproduction of that data in any way without the consent of the State of Victoria will constitute a breach of the Copyright Act 1968 (cth). The State of Victoria does not warrant the accuracy or completeness of the Property Sales Data and any person using or relying upon such information does so on the basis that the State of Victoria accepts no responsibility or liability whatsoever for any errors, faults, defects or omissions in the information supplied.