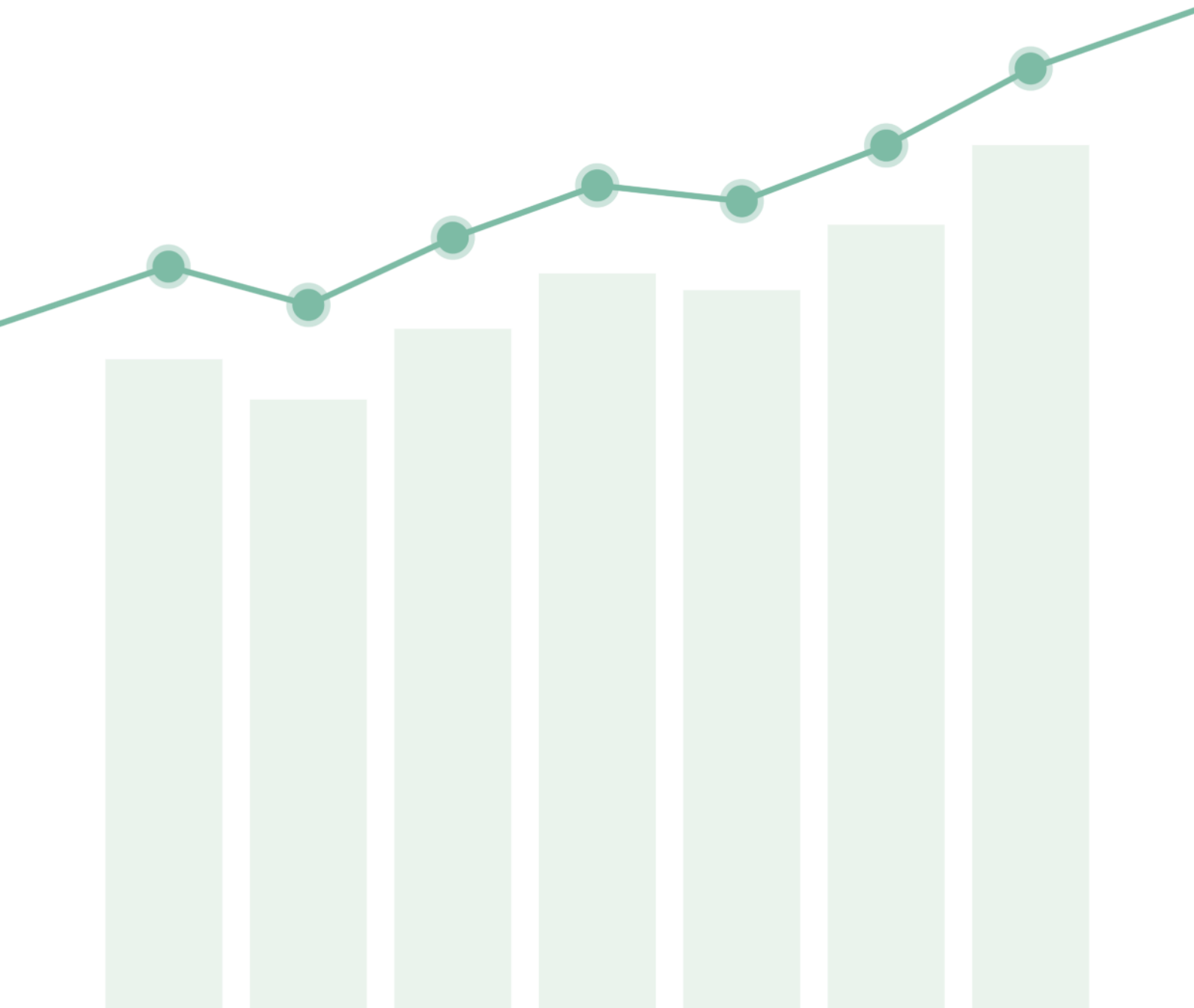


# JellisCraig

COBURG

# Suburb Report

Know your neighbourhood.



COBURG SUBURB REPORT

Median House Price\*

Median

\$1.22m

Quarterly Price Change

1.66% ↑

Median Unit Price\*

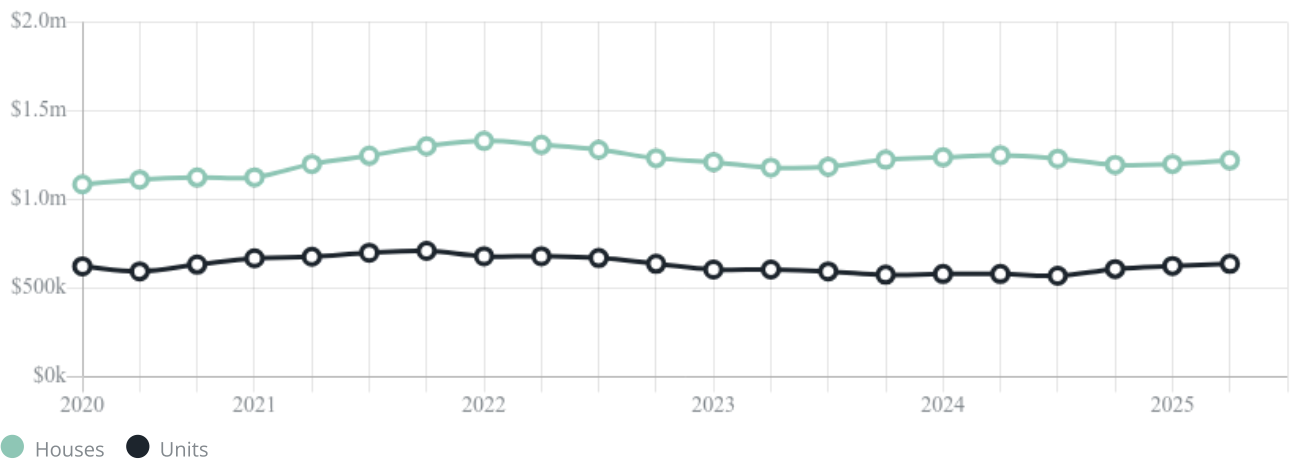
Median

\$638k

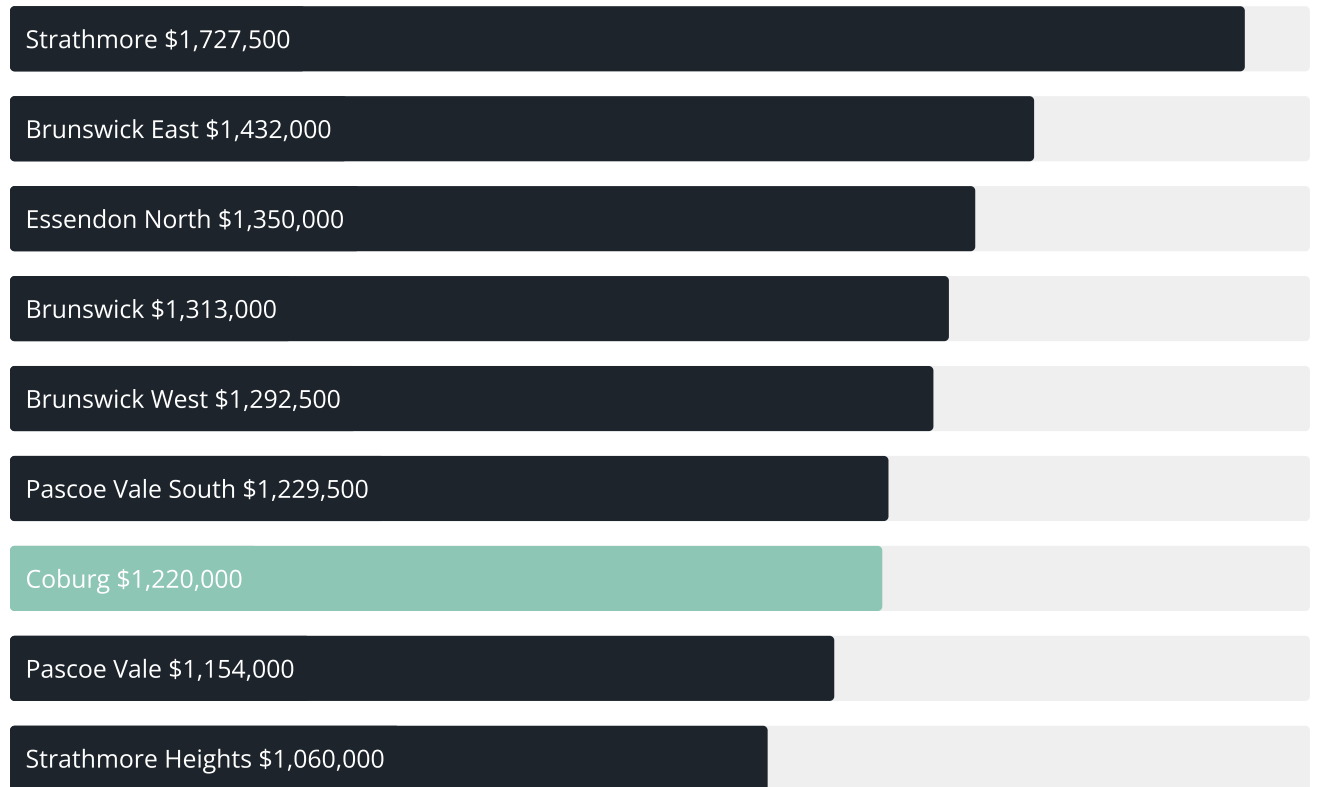
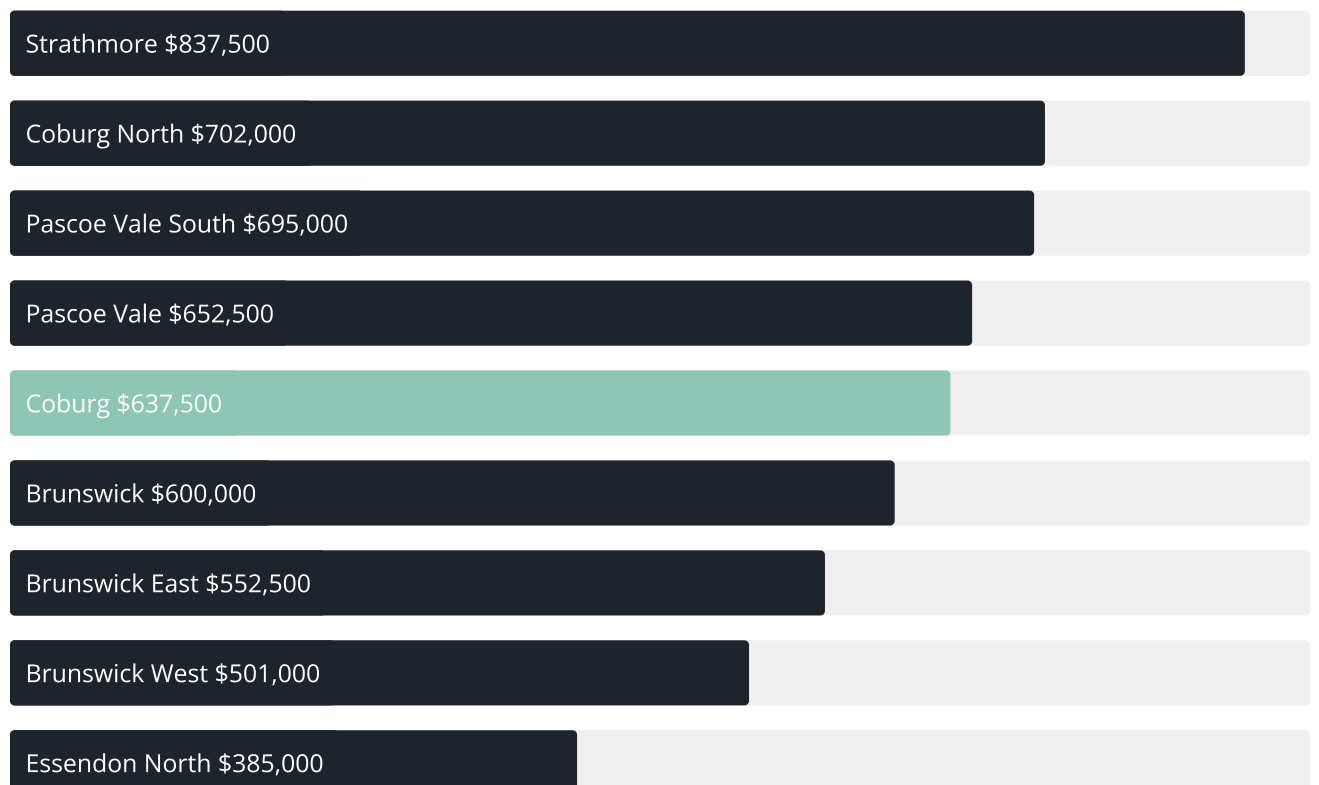
Quarterly Price Change

2.00% ↑

Quarterly Price Change\*



## COBURG SUBURB REPORT

Median House Sale Price<sup>\*</sup>Median Unit Sale Price<sup>\*</sup>

## COBURG SUBURB REPORT

Sale Method<sup>\*</sup>Auction Clearance Rate<sup>\*</sup>

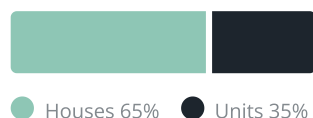
88.73%

Median Days on Market<sup>^</sup>

24 days

Average Hold Period<sup>\*</sup>

7.3 years

Dwelling Type<sup>^</sup>Population<sup>^</sup>

26,574

Population Growth<sup>^</sup>

1.49%

Median Age<sup>^</sup>

37 years

Ownership<sup>^</sup>Median Asking Rent per week<sup>\*</sup>

\$700

Rental Yield<sup>\*</sup>











2.97%

Median Household Size<sup>^</sup>











2.5 people

## COBURG SUBURB REPORT











Discover a snapshot of the most recent results for this suburb, to view the full 12 months of sales history, please go to [jellisicraig.com.au/suburbinsights](https://jellisicraig.com.au/suburbinsights)

Address	Bedrooms	Type	Price	Sold
 81 Barrow St Coburg	3	House	\$1,280,000	26 Sep 2025
 314/14-20 Nicholson St Coburg	2	Apartment	\$451,000	23 Sep 2025
 19 Armstrong St Coburg	4	House	\$1,250,000	20 Sep 2025
 3 Linsey St Coburg	3	House	\$1,455,000	20 Sep 2025
 3/117 Moreland Rd Coburg	2	Unit	\$742,500	20 Sep 2025
 2/70 Loch St Coburg	2	Unit	\$619,000	20 Sep 2025
 22 Lascelles St Coburg	4	House	\$1,335,000	20 Sep 2025
 27 Audley St Coburg	2	House	\$931,000	20 Sep 2025
 236/14-20 Nicholson St COBURG	1	Apartment	\$251,000	16 Sep 2025
 5/80 Munro St Coburg	2	Apartment	\$620,000	16 Sep 2025

## COBURG SUBURB REPORT

Address	Bedrooms	Type	Price	Sold
 34a Rose St COBURG	3	House	\$1,019,000	15 Sep 2025
 809A/21 Pentridge Blvd Coburg	2	Apartment	\$545,200	15 Sep 2025
 30 Cameron St Coburg	3	House	\$1,060,000	14 Sep 2025
 21 Wattle Gr Coburg	2	House	\$860,000	13 Sep 2025
 12 Governors Rd Coburg	4	House	\$1,432,000	13 Sep 2025
 16 Bruce St Coburg	3	House	\$1,370,000	13 Sep 2025
 10 Ohea St Coburg	3	House	\$1,120,000	12 Sep 2025
 21 Bishop St COBURG	3	House	\$1,313,000	11 Sep 2025
 5/142 Nicholson St Coburg	1	Townhouse	\$478,000	10 Sep 2025
 G02/146 Bell St Coburg	1	Apartment	\$320,000	02 Sep 2025

## COBURG SUBURB REPORT

Address	Bedrooms	Type	Price	Sold
 15 Grassland Av Coburg	3	Townhouse	\$885,000	02 Sep 2025
 37 The Avenue Coburg	3	House	\$1,435,000	30 Aug 2025
 21 East St Coburg	3	House	\$1,351,000	30 Aug 2025
 6/6 Muchell Gr Coburg	1	Unit	\$451,000	30 Aug 2025
 10 Quarry Cirt Coburg	3	House	\$1,155,000	30 Aug 2025
 1/13 Baxter St Coburg	1	Apartment	\$425,000	27 Aug 2025
 510A/21 Pentridge Blvd Coburg	2	Subdivided Unit/Villa/Townhouse	\$450,000	25 Aug 2025
 47 Hardwick St Coburg	3	House	\$1,311,000	23 Aug 2025
 21 Inca Way COBURG	4	Townhouse	\$994,000	23 Aug 2025
 2-4 Rennie St Coburg	4	House	\$1,940,000	23 Aug 2025



Brunswick Office  
179 Sydney Rd, Brunswick  
03 9387 5888

[jellisraig.com.au](http://jellisraig.com.au)

Data is current as of PDF generation date 01/10/2025

\* Updated Quarterly for the past 12 months

^ Updated daily for the past quarter

~ Updated daily: 33 recent results.

This publication contains data, analytics, statistics and other information supplied by PROPERTYDATAONLINE PTY LTD (PropertyData). The data provided in this publication is of a general nature and should not be construed as specific advice or relied upon in lieu of appropriate professional advice.

PropertyData relies upon data supplied by third parties and while the data is checked and reviewed, PropertyData does not warrant the accuracy or completeness of the information to the full extent permitted by the law and excludes all loss or damage howsoever arising (including through negligence) in connection with the data supplied by PropertyData. The State of Victoria owns the copyright in the Property Sales Data and reproduction of that data in any way without the consent of the State of Victoria will constitute a breach of the Copyright Act 1968 (cth). The State of Victoria does not warrant the accuracy or completeness of the Property Sales Data and any person using or relying upon such information does so on the basis that the State of Victoria accepts no responsibility or liability whatsoever for any errors, faults, defects or omissions in the information supplied.