

# JellisCraig

COLLINGWOOD

## Suburb Report

Know your neighbourhood.



COLLINGWOOD SUBURB REPORT

Median House Price\*

Median

\$1.20m

Quarterly Price Change

2.12% ↑

Median Unit Price\*

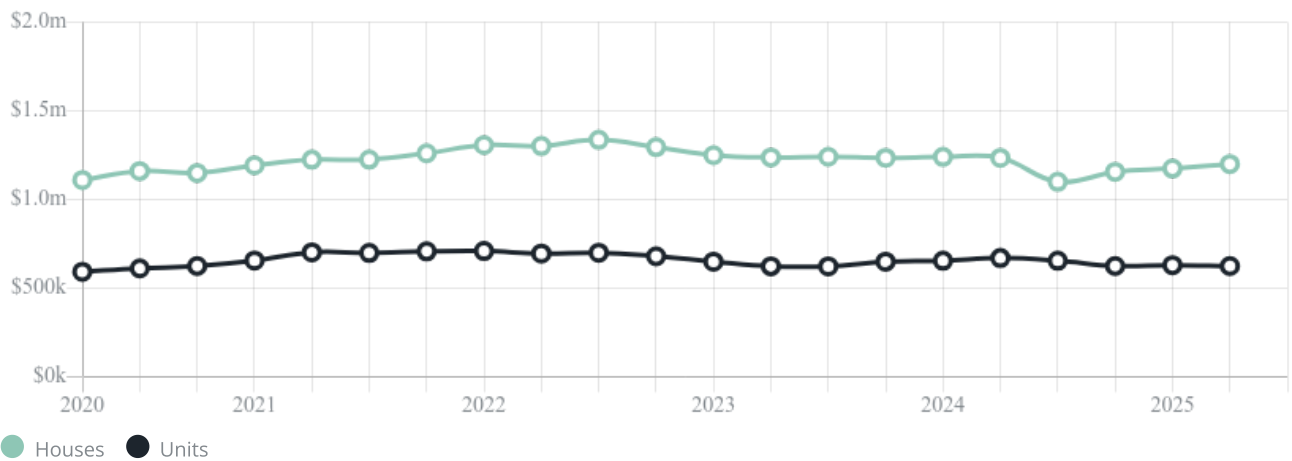
Median

\$625k

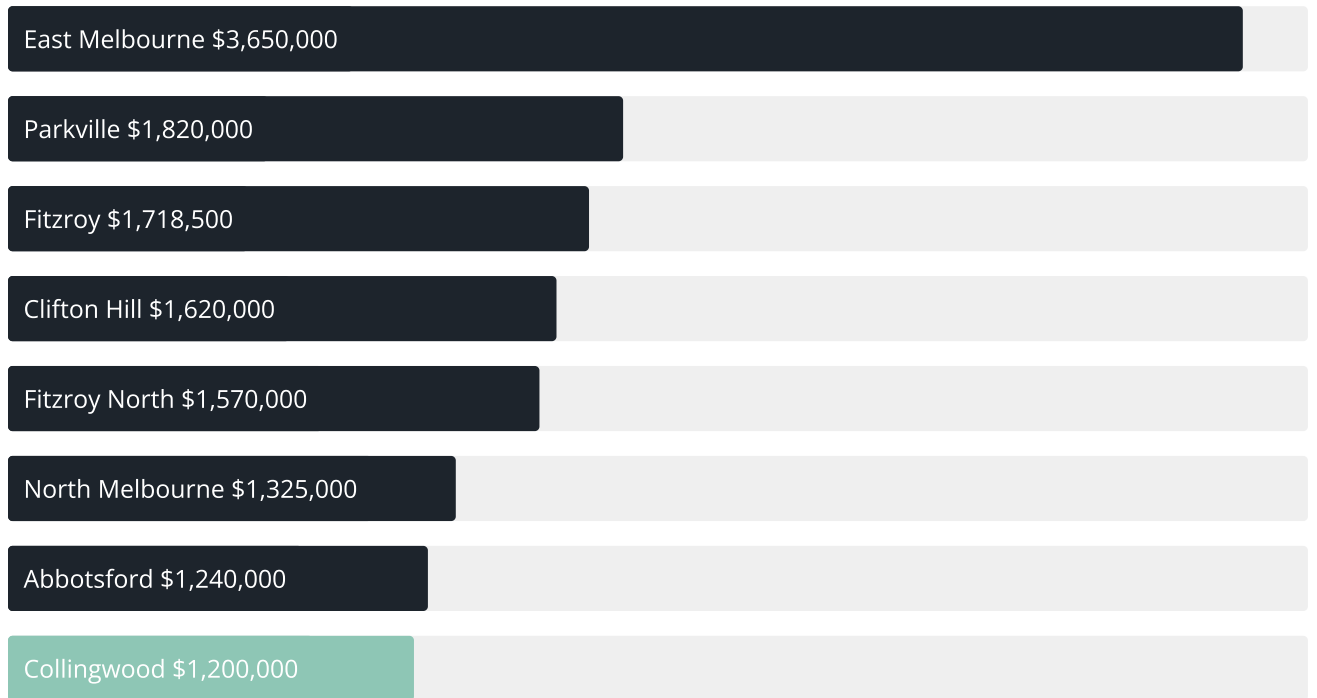
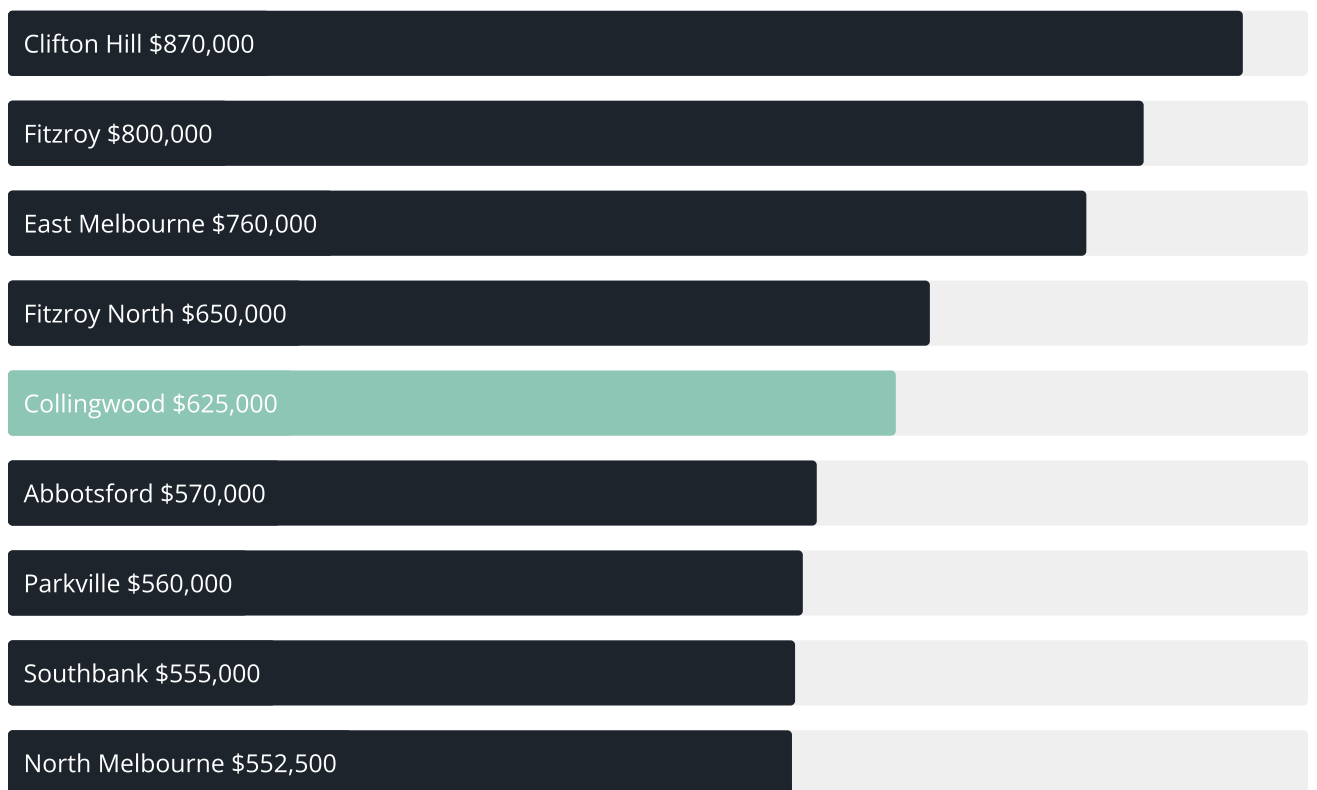
Quarterly Price Change

-0.79% ↓

Quarterly Price Change\*



## COLLINGWOOD SUBURB REPORT

Median House Sale Price<sup>\*</sup>Median Unit Sale Price<sup>\*</sup>

## COLLINGWOOD SUBURB REPORT

## Sale Method\*



● Auction 31%  
● Private 69%

## Auction Clearance Rate\*

76.19%

## Median Days on Market^

26 days

## Average Hold Period\*

5.8 years

## Dwelling Type^



● Houses 6% ● Units 94%

## Ownership^



● Owned Outright 12% ● Mortgaged 25% ● Rented 63%

## Population^

9,179

## Median Asking Rent per week\*

\$760

## Population Growth^

7.82%

## Rental Yield\*

3.79%

## Median Age^











33 years

## Median Household Size^











1.9 people

## COLLINGWOOD SUBURB REPORT











Discover a snapshot of the most recent results for this suburb, to view the full 12 months of sales history, please go to [jellisraig.com.au/suburbinsights](https://jellisraig.com.au/suburbinsights)

Address	Bedrooms	Type	Price	Sold
 203/36 Bedford St Collingwood	1	Unit	\$485,000	24 Sep 2025
 7/5-7 Napoleon St Collingwood	2	Apartment	\$985,000	13 Sep 2025
 508/68 Cambridge St Collingwood	2	Apartment	\$775,000	13 Sep 2025
 507/2 Hotham St Collingwood	1	Apartment	\$525,000	12 Sep 2025
 5/61 Little Oxford St Collingwood	2	Apartment	\$690,000	11 Sep 2025
 406/6 Mater St Collingwood	2	Apartment	\$600,000	09 Sep 2025
 2/108 Cambridge St Collingwood	2	Apartment	\$995,000	09 Sep 2025
 110/6 Mater St Collingwood	2	Apartment	\$605,000	08 Sep 2025
 10/127 Cambridge St Collingwood	3	Residential Warehouse	\$2,220,000	02 Sep 2025
 1002D/21 Robert St Collingwood	2	Apartment	\$653,000	02 Sep 2025

## COLLINGWOOD SUBURB REPORT

Address	Bedrooms	Type	Price	Sold
 3/84 Gold St Collingwood	2	Subdivided Unit/Villa/Townhouse	\$345,000	01 Sep 2025
 501/9 Little Oxford St Collingwood	2	Apartment	\$825,000	30 Aug 2025
 80 Sackville St Collingwood	2	House	\$1,160,000	30 Aug 2025
 21/115 Oxford St Collingwood	2	Apartment	\$1,070,000	29 Aug 2025
 5e/26 Wellington St Collingwood	1	Apartment	\$1,300,000	25 Aug 2025
 127 Hotham St Collingwood	2	House	\$1,205,000	16 Aug 2025
 311 Wellington St Collingwood	4	House	\$1,350,000	16 Aug 2025
 206/60 Stanley St Collingwood	2	Subdivided Unit/Villa/Townhouse	\$340,000	14 Aug 2025
 370 Wellington St Collingwood	2	House	\$985,000	13 Aug 2025
 103/109 Dight St Collingwood	1	Apartment	\$550,000	12 Aug 2025

## COLLINGWOOD SUBURB REPORT

Address	Bedrooms	Type	Price	Sold
 15/17 Oxford St Collingwood	2	Subdivided Unit/Villa/Townhouse	\$770,000	11 Aug 2025
 1104D/21 Robert St Collingwood	1	Apartment	\$488,000	08 Aug 2025
 402/2 Hotham St Collingwood	1	Subdivided Unit/Villa/Townhouse	\$500,000	07 Aug 2025
 302D/21 Robert St Collingwood	1	Apartment	\$420,000	05 Aug 2025
 32 Charlotte St Collingwood	3	House	\$2,552,000	02 Aug 2025
 311E/9 Robert St Collingwood	1	Subdivided Unit/Villa/Townhouse	\$430,000	01 Aug 2025
 30/99 Oxford St Collingwood	2	Apartment	\$1,030,000	29 Jul 2025
 2/28 Stanley St Collingwood	2	Apartment	\$688,000	23 Jul 2025
 157 Keele St Collingwood	2	House	\$542,500	23 Jul 2025
 3/174 Easey St Collingwood	2	Apartment	\$680,000	23 Jul 2025



Fitzroy Office  
189 Johnston Street, Fitzroy  
03 8415 6100

[jellisraig.com.au](http://jellisraig.com.au)

Data is current as of PDF generation date 01/10/2025

\* Updated Quarterly for the past 12 months

^ Updated daily for the past quarter

~ Updated daily: 33 recent results.

This publication contains data, analytics, statistics and other information supplied by PROPERTYDATAONLINE PTY LTD (PropertyData). The data provided in this publication is of a general nature and should not be construed as specific advice or relied upon in lieu of appropriate professional advice.

PropertyData relies upon data supplied by third parties and while the data is checked and reviewed, PropertyData does not warrant the accuracy or completeness of the information to the full extent permitted by the law and excludes all loss or damage howsoever arising (including through negligence) in connection with the data supplied by PropertyData. The State of Victoria owns the copyright in the Property Sales Data and reproduction of that data in any way without the consent of the State of Victoria will constitute a breach of the Copyright Act 1968 (cth). The State of Victoria does not warrant the accuracy or completeness of the Property Sales Data and any person using or relying upon such information does so on the basis that the State of Victoria accepts no responsibility or liability whatsoever for any errors, faults, defects or omissions in the information supplied.