

JellisCraig

CONNEWARRE

Suburb Report

Know your neighbourhood.



CONNEWARRE SUBURB REPORT

Median House Price*

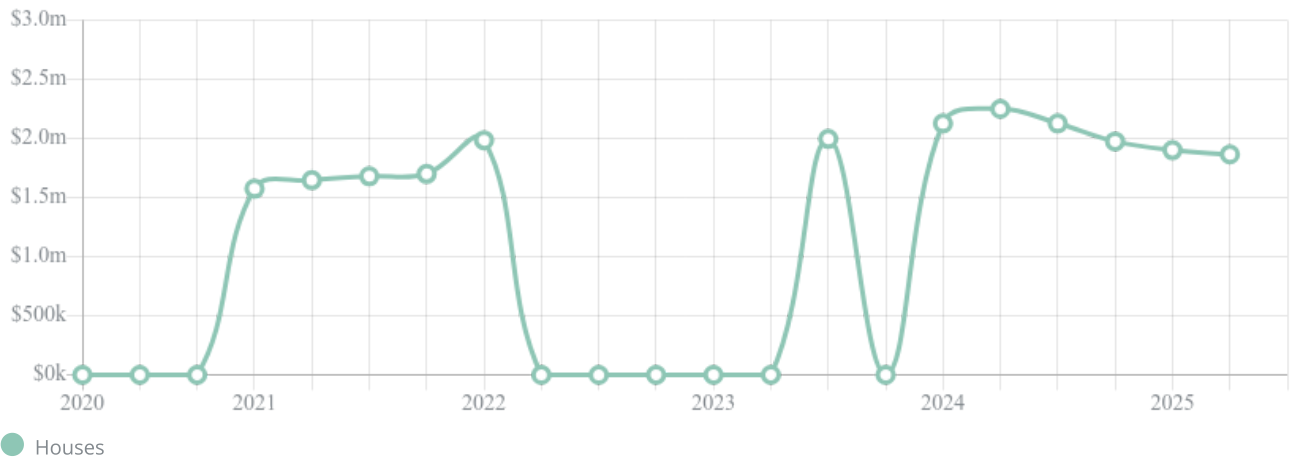
Median

\$1.87m

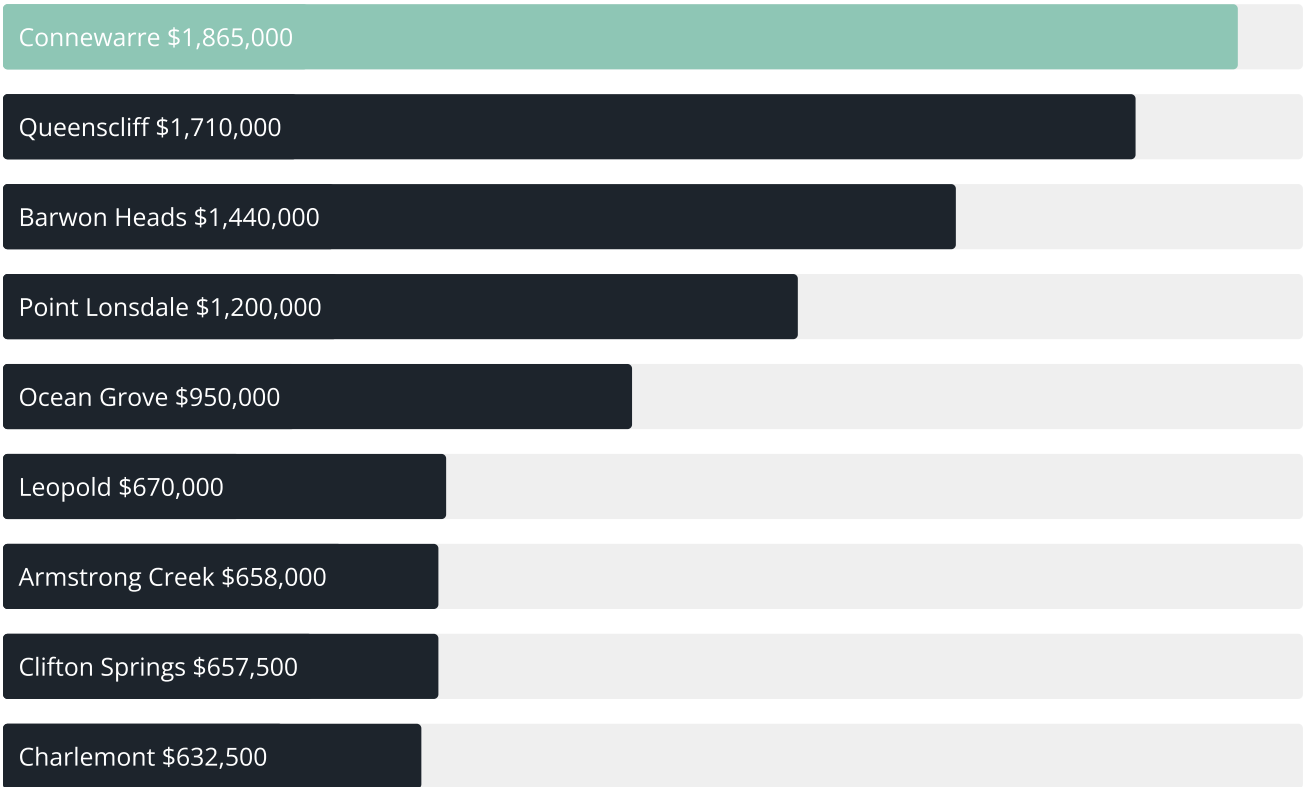
Quarterly Price Change

-1.84% ↓

Quarterly Price Change*



Median House Sale Price*



Median Unit Sale Price*



CONNEWARRE SUBURB REPORT

Sale Method^{*}

● Private 100%

Average Hold Period^{*}

3.3 years

Dwelling Type[^]

● Houses 91% ● Units 9%

Ownership[^]

● Owned Outright 54% ● Mortgaged 43% ● Rented 3%

Population[^]

953

Median Asking Rent per week^{*}

\$510

Median Age[^]

50 years

Rental Yield^{*}











3.62%

Median Household Size[^]



2.6 people

CONNEWARRE SUBURB REPORT

Discover a snapshot of the most recent results for this suburb, to view the full 12 months of sales history, please go to jellisicraig.com.au/suburbinsights

Address	Bedrooms	Type	Price	Sold
 14/110 Tomara Dr Connewarre	2	Apartment	\$534,000	04 Jun 2025
 65 Samphire Dr Connewarre	4	House	\$2,200,000	24 May 2025
 25/110 Tomara Dr Connewarre	2	Flat/Unit/Apartment	\$560,000	09 May 2025
 61 Samphire Dr Connewarre	4	House	\$2,275,000	19 Mar 2025
 3/11 Plantation Dr Connewarre	3	House	\$970,000	03 Mar 2025
 38 Breamlea Rd Connewarre	4	House	\$1,700,000	25 Feb 2025
 38 Second Dr Connewarre	3	House	\$2,080,000	20 Feb 2025
 56 Cashmore Dr Connewarre	4	House	\$1,830,000	03 Feb 2025
 25b Plantation Dr Connewarre	3	Townhouse	\$1,112,000	31 Jan 2025
 81 Samphire Dr Connewarre	4	House	\$1,925,000	23 Jan 2025

CONNEWARRE SUBURB REPORT

Address	Bedrooms	Type	Price	Sold
 61 Cashmore Dr Connewarre	4	House	\$1,900,000	11 Nov 2024
 60 Samphire Dr Connewarre	3	House	\$2,000,000	06 Nov 2024



Barwon Heads Office
Shop 2, 68 Hitchcock Avenue, Barwon Heads, 3227
03 9088 8968

jellisraig.com.au

Data is current as of PDF generation date 10/08/2025

* Updated Quarterly for the past 12 months

^ Updated daily for the past quarter

~ Updated daily: 33 recent results.

This publication contains data, analytics, statistics and other information supplied by PROPERTYDATAONLINE PTY LTD (PropertyData). The data provided in this publication is of a general nature and should not be construed as specific advice or relied upon in lieu of appropriate professional advice.

PropertyData relies upon data supplied by third parties and while the data is checked and reviewed, PropertyData does not warrant the accuracy or completeness of the information to the full extent permitted by the law and excludes all loss or damage howsoever arising (including through negligence) in connection with the data supplied by PropertyData. The State of Victoria owns the copyright in the Property Sales Data and reproduction of that data in any way without the consent of the State of Victoria will constitute a breach of the Copyright Act 1968 (cth). The State of Victoria does not warrant the accuracy or completeness of the Property Sales Data and any person using or relying upon such information does so on the basis that the State of Victoria accepts no responsibility or liability whatsoever for any errors, faults, defects or omissions in the information supplied.