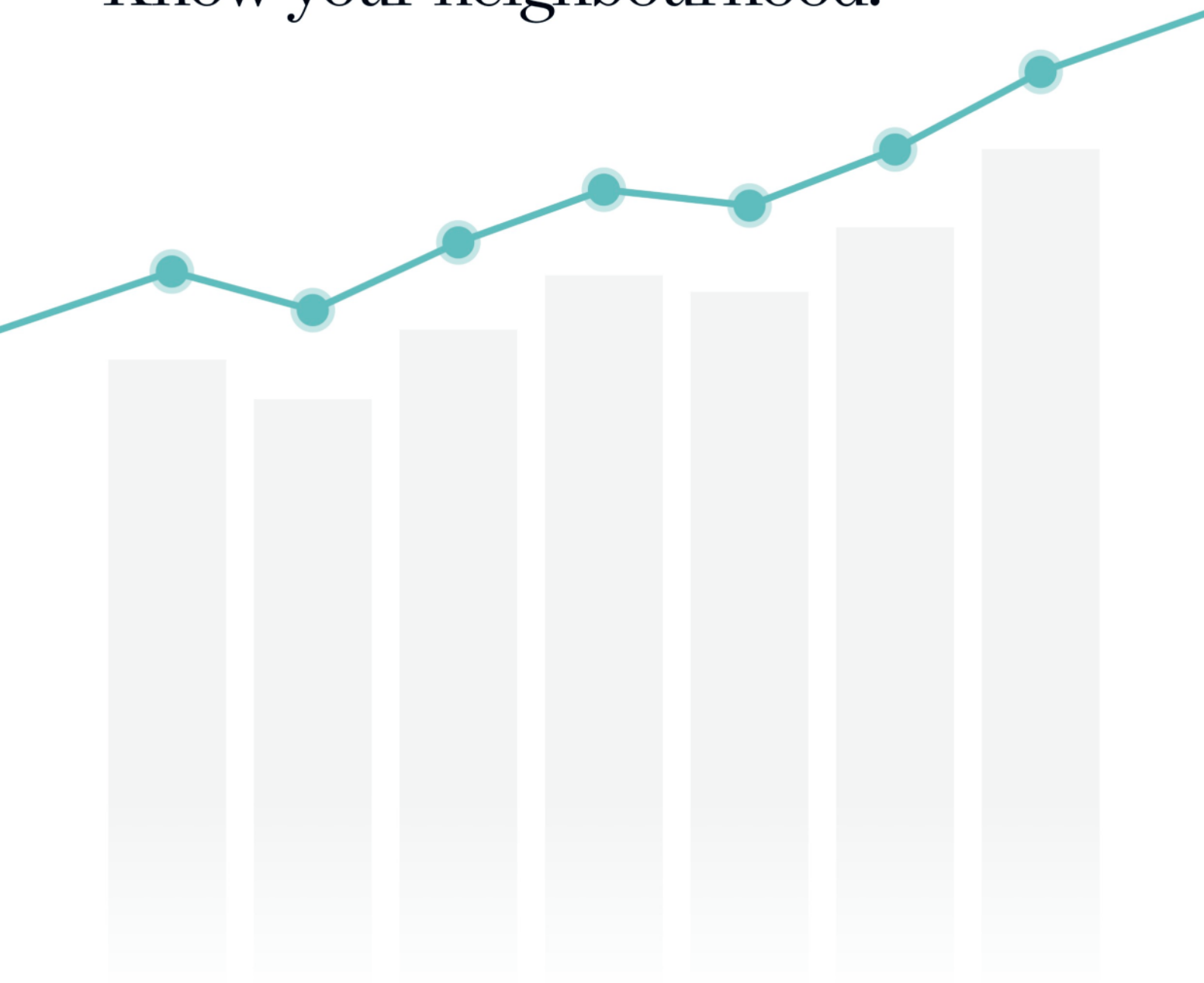


Suburb Report

Know your neighbourhood.



Property Prices

Median House Price*


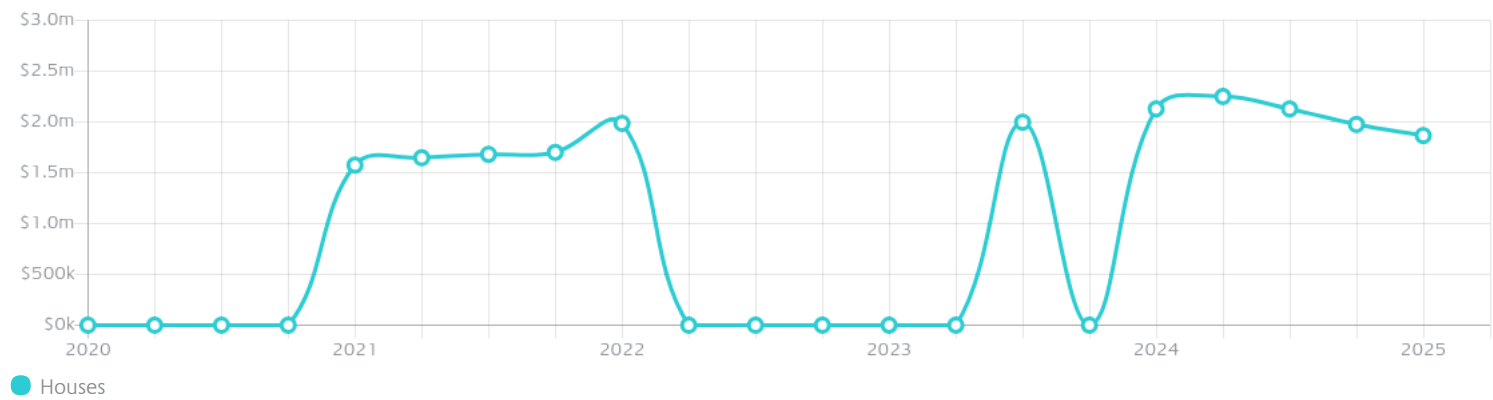
Median

\$1.87m

Quarterly Price Change

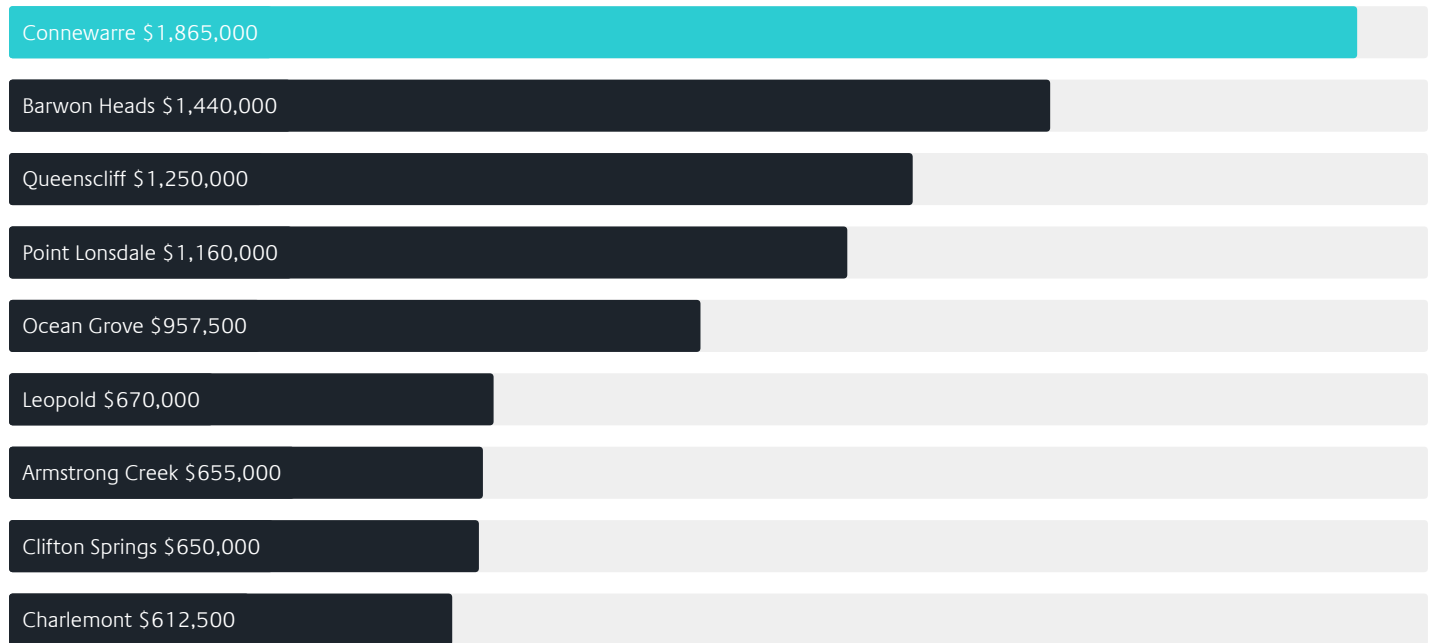
-5.56% ↓

Quarterly Price Change*




Surrounding Suburbs

Median House Sale Price*



Median Unit Sale Price*



Sales Snapshot

Sale Method^{*}



● Private 100%

Average Hold Period^{*}

3.3 years

Insights

Dwelling Type[^]



● Houses 91% ● Units 9%

Ownership[^]



● Owned Outright 54% ● Mortgaged 43% ● Rented 3%

Population[^]

953

Median Asking Rent per week^{*}

\$500

Median Age[^]

50 years

Rental Yield^{*}













3.62%

Median Household Size[^]


2.6 people

Sold Properties~

Discover a snapshot of the most recent results for this suburb, to view the full 12 months of sales history, please go to jellisicraig.com.au/suburbinsights

Address	Bedrooms	Type	Price	Sold
 61 Samphire Dr Connewarre	4	House	\$2,275,000	19 Mar 2025
 3/11 Plantation Dr Connewarre	3	House	\$970,000	03 Mar 2025
 38 Breamlea Rd Connewarre	4	House	\$1,700,000	25 Feb 2025
 56 Cashmore Dr Connewarre	4	House	\$1,830,000	03 Feb 2025
 25b Plantation Dr Connewarre	3	Townhouse	\$1,112,000	31 Jan 2025
 81 Samphire Dr Connewarre	4	House	\$1,925,000	23 Jan 2025
 61 Cashmore Dr Connewarre	4	House	\$1,900,000	11 Nov 2024
 60 Samphire Dr Connewarre	3	House	\$2,000,000	06 Nov 2024
 1280 Barwon Heads Rd Connewarre	3	House	\$990,000	03 Aug 2024
 5/23 Plantation Dr Connewarre	3	Townhouse	\$1,100,000	22 Jul 2024
 22/110 Tomara Dr CONNEWARRE	2	House	\$570,000	10 Jul 2024
 39 Plantation Dr Connewarre	4	House	\$1,550,000	05 Jul 2024

Sold Properties~

Address	Bedrooms	Type	Price	Sold
 1 / 7 Plantation Dr Connewarre	3	Villa	\$1,215,000	03 Jul 2024



Barwon Heads Office
Shop 2, 68 Hitchcock Avenue, Barwon Heads, 3227
03 9088 8968

jelliscraig.com.au

Data is current as of PDF generation date 01/06/2025

* Updated Quarterly for the past 12 months

^ Updated daily for the past quarter

~ Updated daily: 33 recent results.

This publication contains data, analytics, statistics and other information supplied by PROPERTYDATAONLINE PTY LTD (PropertyData). The data provided in this publication is of a general nature and should not be construed as specific advice or relied upon in lieu of appropriate professional advice.

PropertyData relies upon data supplied by third parties and while the data is checked and reviewed, PropertyData does not warrant the accuracy or completeness of the information to the full extent permitted by the law and excludes all loss or damage howsoever arising (including through negligence) in connection with the data supplied by PropertyData. The State of Victoria owns the copyright in the Property Sales Data and reproduction of that data in any way without the consent of the State of Victoria will constitute a breach of the Copyright Act 1968 (cth). The State of Victoria does not warrant the accuracy or completeness of the Property Sales Data and any person using or relying upon such information does so on the basis that the State of Victoria accepts no responsibility or liability whatsoever for any errors, faults, defects or omissions in the information supplied.