

Suburb Report

Know your neighbourhood.



Property Prices

Median House Price*

Median

\$1.24m

Quarterly Price Change

0.20% ↑

Median Unit Price*

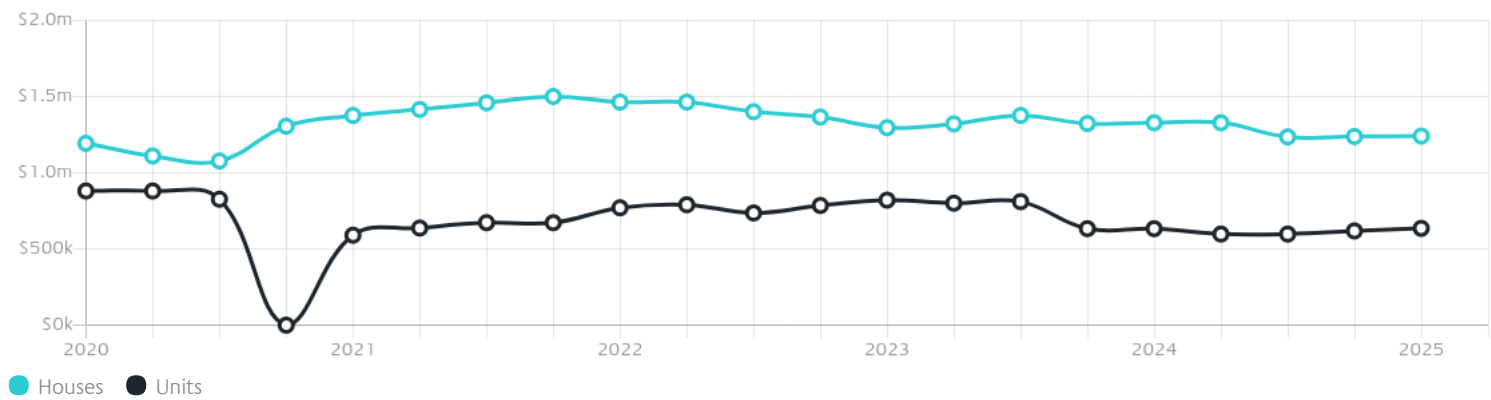
Median

\$635k

Quarterly Price Change

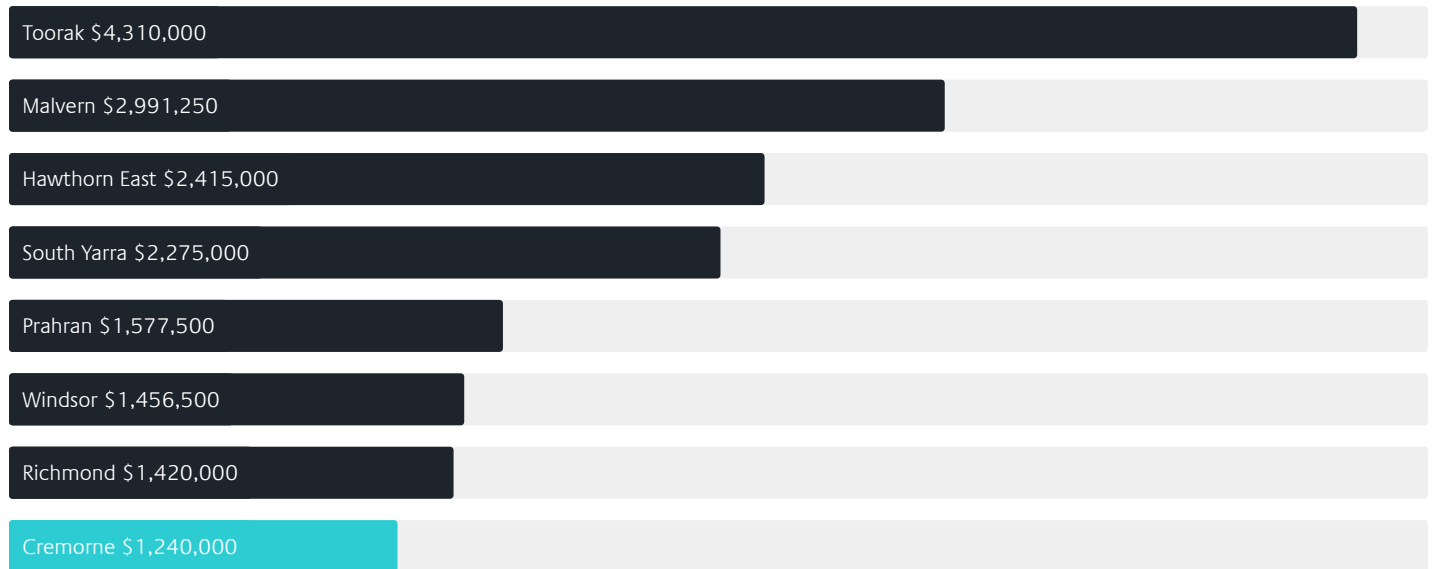
2.75% ↑

Quarterly Price Change*

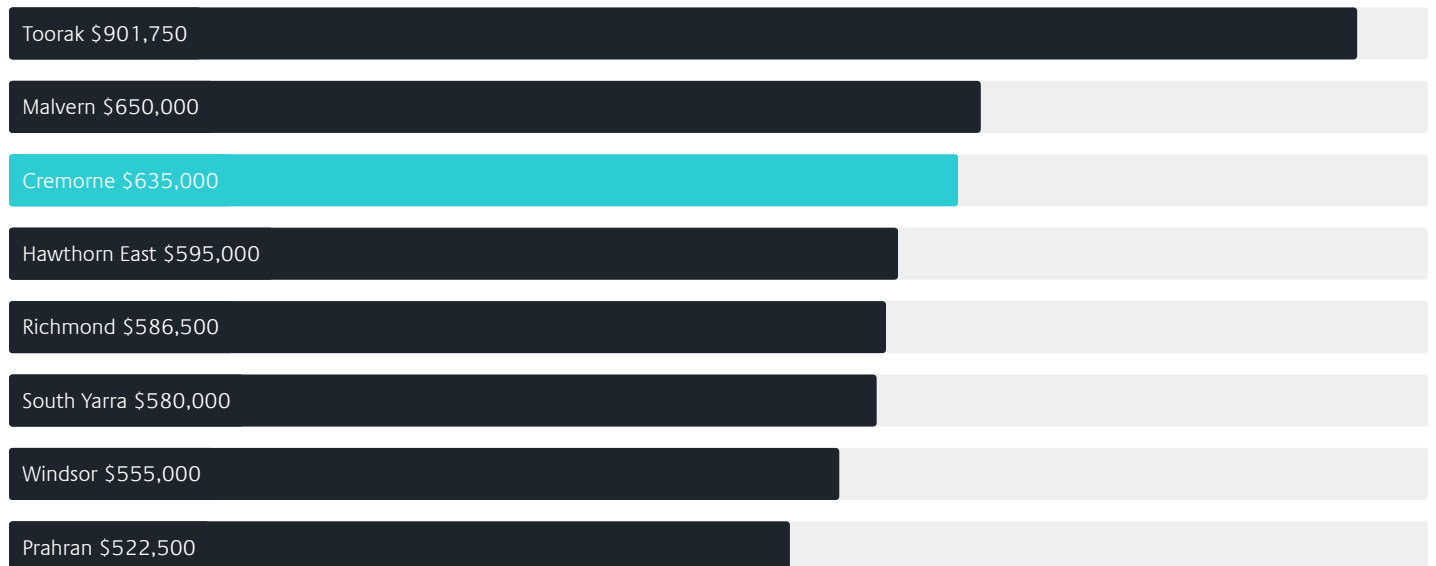


Surrounding Suburbs

Median House Sale Price*



Median Unit Sale Price*



Sales Snapshot

Sale Method*



● Auction 32%
● Private 68%

Auction Clearance Rate*

83.33%

Median Days on Market^

43 days

Average Hold Period*

8.7 years

Insights

Dwelling Type^



● Houses 11% ● Units 89%

Ownership^



● Owned Outright 19% ● Mortgaged 35% ● Rented 46%

Population^

2,158

Median Asking Rent per week*

\$750

Population Growth^

6.94%

Rental Yield*

3.38%

Median Age^













32 years

Median Household Size^













2 people

Sold Properties~













Discover a snapshot of the most recent results for this suburb, to view the full 12 months of sales history, please go to jellisraig.com.au/suburbinsights

Address	Bedrooms	Type	Price	Sold
 404/163 Cremorne St Cremorne	2	Apartment	\$757,000	07 Apr 2025
 603/163 Cremorne St CREMORNE	2	Subdivided Unit/Villa/Townhouse	\$590,000	28 Mar 2025
 35 White St Cremorne	3	House	\$1,280,000	27 Mar 2025
 19 Chestnut St Cremorne	2	House	\$1,160,000	26 Mar 2025
 101/163 Cremorne St Cremorne	1	Apartment	\$325,000	17 Mar 2025
 402/1 Railway Pl Cremorne	2	Apartment	\$565,000	11 Mar 2025
 72 Chestnut St Cremorne	3	Townhouse (Conjoined)	\$1,350,000	11 Mar 2025
 6/100 Dover St Cremorne	2	Townhouse	\$860,000	01 Mar 2025
 106 Cremorne St Cremorne	3	Townhouse	\$1,310,000	25 Feb 2025
 1 Gough Pl Cremorne	3	House	\$1,860,000	25 Feb 2025
 907/140 Swan St Cremorne	1	Subdivided Unit/Villa/Townhouse	\$750,000	20 Feb 2025
 89 Wellington St CREMORNE	2	House	\$1,260,000	18 Feb 2025

Sold Properties~

Address	Bedrooms	Type	Price	Sold
 908/140 Swan St Cremorne	2	Apartment	\$820,000	18 Feb 2025
 1008/140 Swan St Cremorne	2	Apartment	\$820,000	11 Feb 2025
 62 Green St Cremorne	2	House	\$287,500	04 Feb 2025
 106/154 Cremorne St Cremorne	1	Subdivided Unit/Villa/Townhouse	\$405,000	02 Feb 2025
 401/154 Cremorne St Cremorne	2	Apartment	\$715,000	30 Jan 2025
 618/154 Cremorne St Cremorne	2	Apartment	\$662,500	23 Jan 2025
 602/1 Railway Pl Cremorne	2	Subdivided Unit/Villa/Townhouse	\$565,000	11 Jan 2025
 191 Cubitt St Cremorne	2	House	\$845,000	24 Dec 2024
 313/140 Swan St Cremorne	2	Subdivided Unit/Villa/Townhouse	\$700,000	12 Dec 2024
 3/58 Chestnut St Cremorne	1	Subdivided Unit/Villa/Townhouse	\$335,000	07 Dec 2024
 33 Cubitt St Cremorne	2	House	\$1,225,000	04 Dec 2024
 709/163 Cremorne St Cremorne	2	Apartment	\$902,500	28 Nov 2024

Sold Properties~

Address	Bedrooms	Type	Price	Sold
 704/140 Swan St Cremorne	1	Subdivided Unit/Villa/Townhouse	\$531,000	13 Nov 2024
 1 Fitzgibbon St Cremorne	2	House	\$920,000	25 Oct 2024
 705/163 Cremorne St Cremorne	1	Unit	\$485,250	23 Oct 2024
 16 Gordon St Cremorne	2	House	\$1,125,000	18 Oct 2024
 118 Dover St Cremorne	3	House	\$930,000	15 Oct 2024
 809/154 Cremorne St Cremorne	2	Apartment	\$1,112,000	13 Oct 2024
 33 Green St Cremorne	2	House	\$1,158,000	12 Oct 2024
 4 Melrose St Cremorne	2	House	\$1,240,000	12 Oct 2024
 905/154 Cremorne St Cremorne	1	Unit	\$517,000	10 Oct 2024
 42 Balmain St Cremorne	2	House	\$1,390,000	01 Oct 2024
 203/163 Cremorne St Cremorne	1	Apartment	\$371,000	23 Sep 2024
 153 Dover St Cremorne	3	House	\$1,100,000	14 Sep 2024



Richmond Office
57-59 Bridge Road, Richmond
03 9428 3333

jelliscraig.com.au

Data is current as of PDF generation date 01/05/2025

* Updated Quarterly for the past 12 months

^ Updated daily for the past quarter

~ Updated daily: 33 recent results.

This publication contains data, analytics, statistics and other information supplied by PROPERTYDATAONLINE PTY LTD (PropertyData). The data provided in this publication is of a general nature and should not be construed as specific advice or relied upon in lieu of appropriate professional advice.

PropertyData relies upon data supplied by third parties and while the data is checked and reviewed, PropertyData does not warrant the accuracy or completeness of the information to the full extent permitted by the law and excludes all loss or damage howsoever arising (including through negligence) in connection with the data supplied by PropertyData. The State of Victoria owns the copyright in the Property Sales Data and reproduction of that data in any way without the consent of the State of Victoria will constitute a breach of the Copyright Act 1968 (cth). The State of Victoria does not warrant the accuracy or completeness of the Property Sales Data and any person using or relying upon such information does so on the basis that the State of Victoria accepts no responsibility or liability whatsoever for any errors, faults, defects or omissions in the information supplied.