

Suburb **INSIGHTS**

3136
CROYDON NORTH



Data that shapes your suburb.

**Jellis
Craig**

Property Prices

Median House Price*

Median

\$1.08m

Quarterly Price Change

0.53% ↑

Median Unit Price*

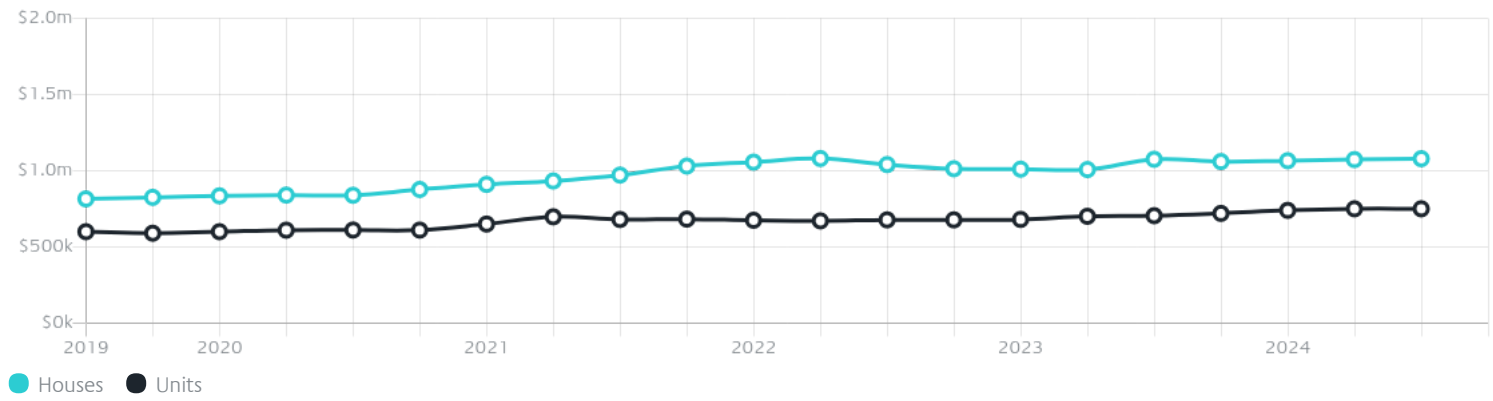
Median

\$750k

Quarterly Price Change

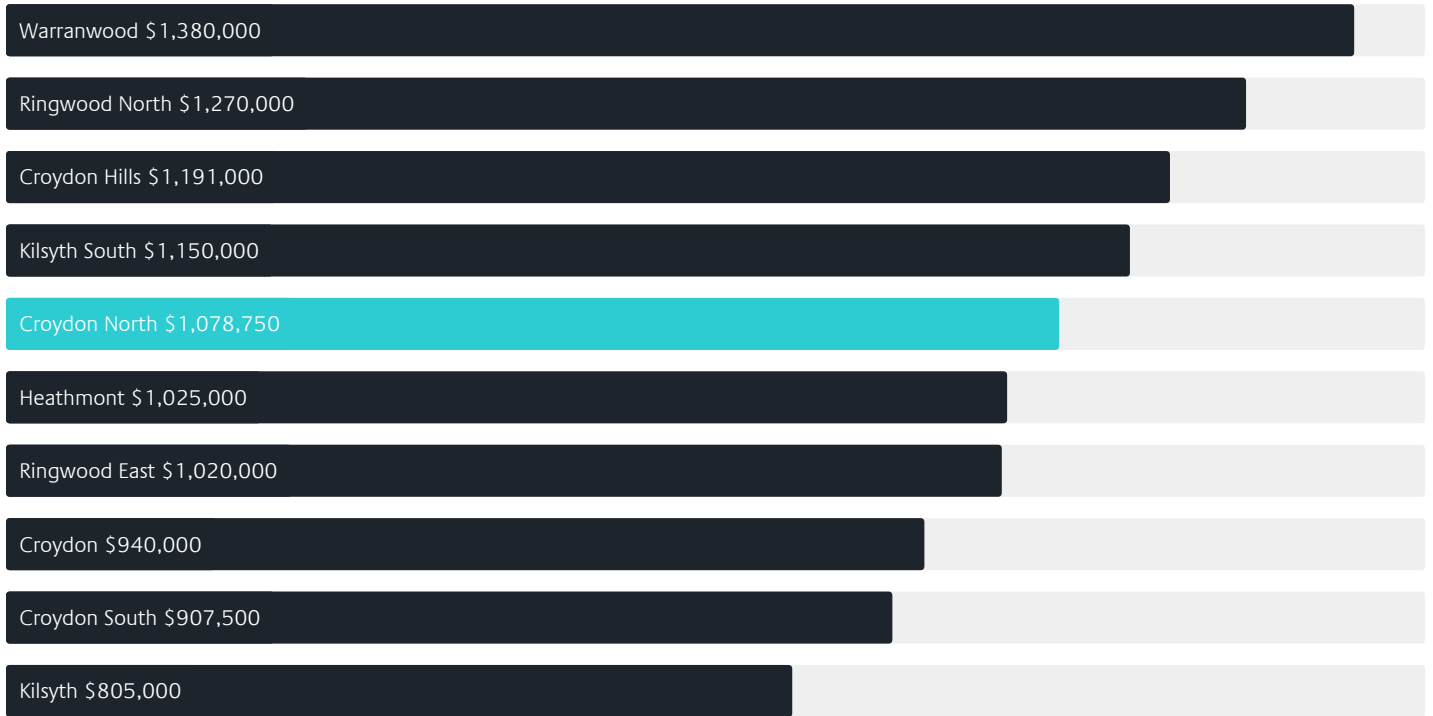
0.00% ↓

Quarterly Price Change*



Surrounding Suburbs

Median House Sale Price*



Median Unit Sale Price*



Sales Snapshot

Sale Method*



● Auction 6%
● Private 94%

Auction Clearance Rate*

50%

Median Days on Market^

28 days

Average Hold Period*

8.5 years

Insights

Dwelling Type^



● Houses 94% ● Units 6%

Ownership^



● Owned Outright 36% ● Mortgaged 49% ● Rented 15%

Population^

8,092

Median Asking Rent per week*

\$600

Population Growth^

2.95%

Rental Yield*

2.9%

Median Age^













40 years

Median Household Size^













2.7 people

Sold Properties~













Discover a snapshot of the most recent results for this suburb, to view the full 12 months of sales history, please go to jellisicraig.com.au/suburbinsights

Address	Bedrooms	Type	Price	Sold
 59-63 Richardson Rd Croydon North	3	House	\$1,340,000	22 Nov 2024
 3/27 Bonnie View Rd Croydon North	3	Unit	\$770,000	22 Nov 2024
 15 Turkeith Cr Croydon North	3	House	\$873,000	20 Nov 2024
 20 Mitchell Ct Croydon North	4	House	\$1,120,000	16 Nov 2024
 73 Neuparth Rd Croydon North	3	House	\$1,015,000	15 Nov 2024
 2/39 Exeter Rd Croydon North	2	Unit	\$688,000	11 Nov 2024
 1/51 Exeter Rd Croydon North	3	House	\$700,000	11 Nov 2024
 142 Nangathan Way Croydon North	3	House	\$1,095,000	06 Nov 2024
 39 Power St Croydon North	4	House	\$1,142,000	04 Nov 2024
 113a Nangathan Way Croydon North	3	House	\$990,000	01 Nov 2024
 6-8 Power St Croydon North	4	House	\$1,482,000	29 Oct 2024
 2 Neuparth Rd Croydon North	3	House	\$972,500	28 Oct 2024

Sold Properties~

Address	Bedrooms	Type	Price	Sold
 125 Nangathan Way Croydon North	4	House	\$1,080,000	25 Oct 2024
 7 Turkeith Cr Croydon North	3	House	\$740,000	25 Oct 2024
 27 Holloway Rd CROYDON NORTH	3	House	\$813,000	24 Oct 2024
 86 Richardson Rd Croydon North	5	House	\$1,330,000	18 Oct 2024
 64a Warriem Rd Croydon North	3	House	\$860,000	16 Oct 2024
 14 Bonnie View Rd Croydon North	4	House	\$1,283,000	08 Oct 2024
 24 Panorama Dr Croydon North	3	House	\$1,200,150	05 Oct 2024
 277 Maroondah Hwy Croydon North	3	House	\$770,000	03 Oct 2024
 6 Justin Ct Croydon North	4	House	\$980,000	30 Sep 2024
 26 Lyons Rd Croydon North	3	House	\$805,250	23 Sep 2024
 11 Azalea Ct Croydon North	4	House	\$1,250,000	20 Sep 2024
 5 Woodview Ct Croydon North	3	Townhouse	\$857,500	18 Sep 2024

Sold Properties~

Address	Bedrooms	Type	Price	Sold
 71 Humber Rd Croydon North	3	House	\$831,000	12 Sep 2024
 4/18 Karingal St Croydon North	3	Unit	\$718,000	04 Sep 2024
 95 Exeter Rd Croydon North	3	House	\$987,000	04 Sep 2024
 9 Richardson Rd Croydon North	3	House	\$1,860,000	19 Aug 2024
 7a Turkeith Cr Croydon North	3	Townhouse	\$870,000	17 Aug 2024
 13 Susans Ct Croydon North	3	House	\$820,000	14 Aug 2024
 10/37 Holloway Rd Croydon North	3	Townhouse	\$790,000	14 Aug 2024
 3 Barnard Cr Croydon North	4	House	\$1,082,500	10 Aug 2024
 98 Exeter Rd Croydon North	5	House	\$930,100	10 Aug 2024
 29 Bonnie View Rd Croydon North	3	House	\$836,000	01 Aug 2024
 6/13-15 Meadow Rd CROYDON NORTH	2	Unit	\$660,000	30 Jul 2024
 5 Selby Ct Croydon North	3	House	\$890,000	27 Jul 2024



Croydon Office
2 Croydon Road, Croydon
(03) 9725 0000

jelliscraig.com.au

Data is current as of PDF generation date 01/12/2024

* Updated Quarterly for the past 12 months

^ Updated daily for the past quarter

~ Updated daily: 33 recent results.

This publication contains data, analytics, statistics and other information supplied by PROPERTYDATAONLINE PTY LTD (PropertyData). The data provided in this publication is of a general nature and should not be construed as specific advice or relied upon in lieu of appropriate professional advice.

PropertyData relies upon data supplied by third parties and while the data is checked and reviewed, PropertyData does not warrant the accuracy or completeness of the information to the full extent permitted by the law and excludes all loss or damage howsoever arising (including through negligence) in connection with the data supplied by PropertyData. The State of Victoria owns the copyright in the Property Sales Data and reproduction of that data in any way without the consent of the State of Victoria will constitute a breach of the Copyright Act 1968 (cth). The State of Victoria does not warrant the accuracy or completeness of the Property Sales Data and any person using or relying upon such information does so on the basis that the State of Victoria accepts no responsibility or liability whatsoever for any errors, faults, defects or omissions in the information supplied.