

Suburb Report

Know your neighbourhood.



Property Prices

Median House Price*

Median

\$1.01m

Quarterly Price Change

-6.66% ↓

Median Unit Price*

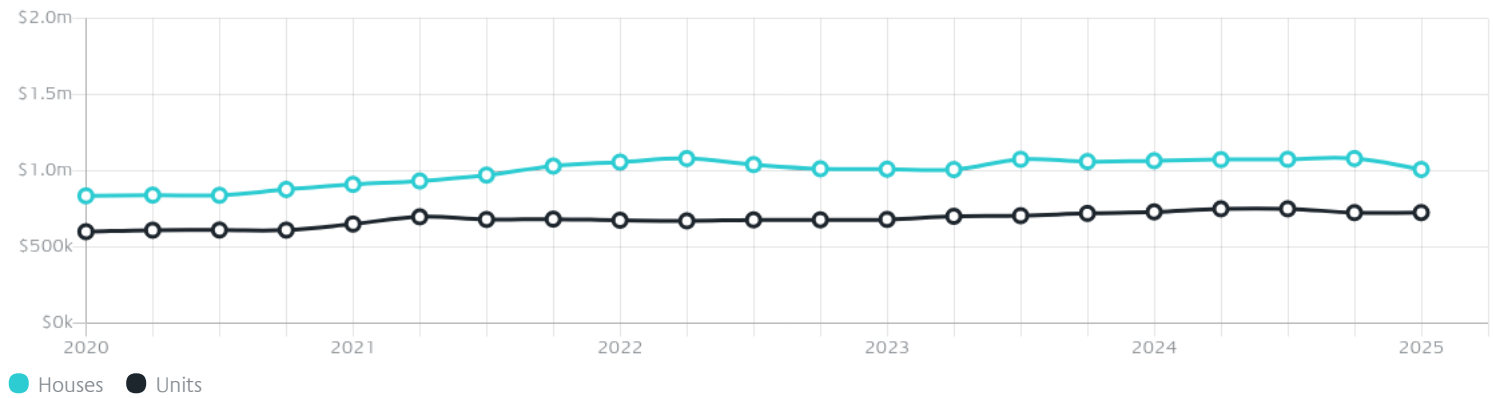
Median

\$725k

Quarterly Price Change

0.00% ↓

Quarterly Price Change*



Surrounding Suburbs

Median House Sale Price*



Median Unit Sale Price*



Sales Snapshot

Sale Method*



● Auction 10%
● Private 90%

Auction Clearance Rate*

100%

Median Days on Market^

29 days

Average Hold Period*

8.5 years

Insights

Dwelling Type^



● Houses 94% ● Units 6%

Ownership^



● Owned Outright 36% ● Mortgaged 49% ● Rented 15%

Population^

8,092

Median Asking Rent per week*

\$650

Population Growth^

2.95%

Rental Yield*

2.9%

Median Age^













40 years

Median Household Size^













2.7 people

Sold Properties~













Discover a snapshot of the most recent results for this suburb, to view the full 12 months of sales history, please go to jellisraig.com.au/suburbinsights

Address	Bedrooms	Type	Price	Sold
 4 Primrose Rd Croydon North	3	House	\$888,000	26 May 2025
 3/359 Maroondah Hwy Croydon North	2	Unit	\$660,000	23 May 2025
 1/20 Humber Rd Croydon North	3	House	\$705,000	12 May 2025
 1 The Dell Croydon North	4	House	\$1,101,000	06 May 2025
 49 Holloway Rd Croydon North	3	House	\$1,000,000	01 May 2025
 17 Bronte Ct Croydon North	4	House	\$1,185,000	11 Apr 2025
 10 Bronte Ct Croydon North	4	House	\$1,692,800	08 Apr 2025
 279 Maroondah Hwy Croydon North	3	House	\$875,000	07 Apr 2025
 11 Humber Rd Croydon North	6	House	\$1,030,000	03 Apr 2025
 14 Primrose Rd Croydon North	3	House	\$825,000	31 Mar 2025
 4/38 Karingal St Croydon North	3	Unit	\$630,000	31 Mar 2025
 29 Anningie Park Pl CROYDON NORTH	5	House	\$1,500,000	28 Mar 2025

Sold Properties~

Address	Bedrooms	Type	Price	Sold
 2/343 Maroondah Hwy Croydon North	3	Townhouse	\$745,500	27 Mar 2025
 1 Piedmont Ct Croydon North	4	House	\$870,000	27 Mar 2025
 23 Mitchell Ct Croydon North	4	House	\$1,485,000	27 Mar 2025
 11 Arkarra Ct Croydon North	3	House	\$750,000	22 Mar 2025
 4 Terrung Ct Croydon North	3	House	\$843,000	21 Mar 2025
 19 Panorama Dr CROYDON NORTH	3	House	\$910,000	15 Mar 2025
 53 Neuparth Rd Croydon North	4	House	\$939,000	08 Mar 2025
 4 Maxwell Pl Croydon North	3	House	\$1,260,000	08 Mar 2025
 32 Knee La Croydon North	5	House	\$1,450,000	06 Mar 2025
 6 Turkeith Cr Croydon North	4	House	\$915,000	04 Mar 2025
 22-24 Richardson Rd Croydon North	6	House	\$1,280,000	28 Feb 2025
 1/47 Humber Rd Croydon North	3	House	\$695,000	27 Feb 2025

Sold Properties~

Address	Bedrooms	Type	Price	Sold
 8/37 Holloway Rd CROYDON NORTH	3	Unit	\$698,000	24 Feb 2025
 5 Piedmont Ct Croydon North	3	House	\$293,000	24 Feb 2025
 8 Lanier Cr Croydon North	4	House	\$1,090,000	22 Feb 2025
 63 Nangathan Way Croydon North	5	House	\$1,045,000	19 Feb 2025
 5/13-15 Meadow Rd Croydon North	2	Unit	\$650,000	18 Feb 2025
 7 Neuparth Rd Croydon North	5	House	\$1,080,000	15 Feb 2025
 9 Turkeith Cr Croydon North	3	House	\$815,000	10 Feb 2025
 10/303-305 Maroondah Hwy Croydon North	4	Townhouse	\$780,000	08 Feb 2025
 16 Alice St Croydon North	2	House	\$675,000	08 Feb 2025
 22 Knee La Croydon North	4	House	\$1,000,000	07 Feb 2025
 5 Wilson Conc Croydon North	3	House	\$400,000	07 Feb 2025
 14a Collins Gr Croydon North	3	Flat/Unit/Apartment	\$821,500	06 Feb 2025



Croydon Office
2 Croydon Road, Croydon
(03) 9725 0000

jelliscraig.com.au

Data is current as of PDF generation date 01/06/2025

* Updated Quarterly for the past 12 months

^ Updated daily for the past quarter

~ Updated daily: 33 recent results.

This publication contains data, analytics, statistics and other information supplied by PROPERTYDATAONLINE PTY LTD (PropertyData). The data provided in this publication is of a general nature and should not be construed as specific advice or relied upon in lieu of appropriate professional advice.

PropertyData relies upon data supplied by third parties and while the data is checked and reviewed, PropertyData does not warrant the accuracy or completeness of the information to the full extent permitted by the law and excludes all loss or damage howsoever arising (including through negligence) in connection with the data supplied by PropertyData. The State of Victoria owns the copyright in the Property Sales Data and reproduction of that data in any way without the consent of the State of Victoria will constitute a breach of the Copyright Act 1968 (cth). The State of Victoria does not warrant the accuracy or completeness of the Property Sales Data and any person using or relying upon such information does so on the basis that the State of Victoria accepts no responsibility or liability whatsoever for any errors, faults, defects or omissions in the information supplied.