

Suburb Report

Know your neighbourhood.



Property Prices

Median House Price*

Median

\$1.08m

Quarterly Price Change

0.46% ↑

Median Unit Price*

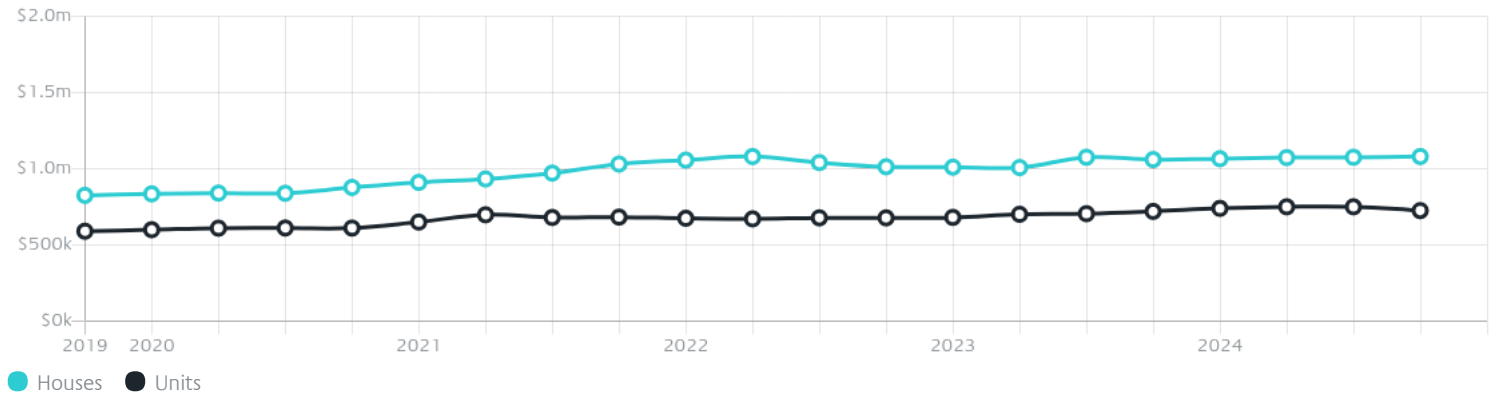
Median

\$725k

Quarterly Price Change

-3.33% ↓

Quarterly Price Change*

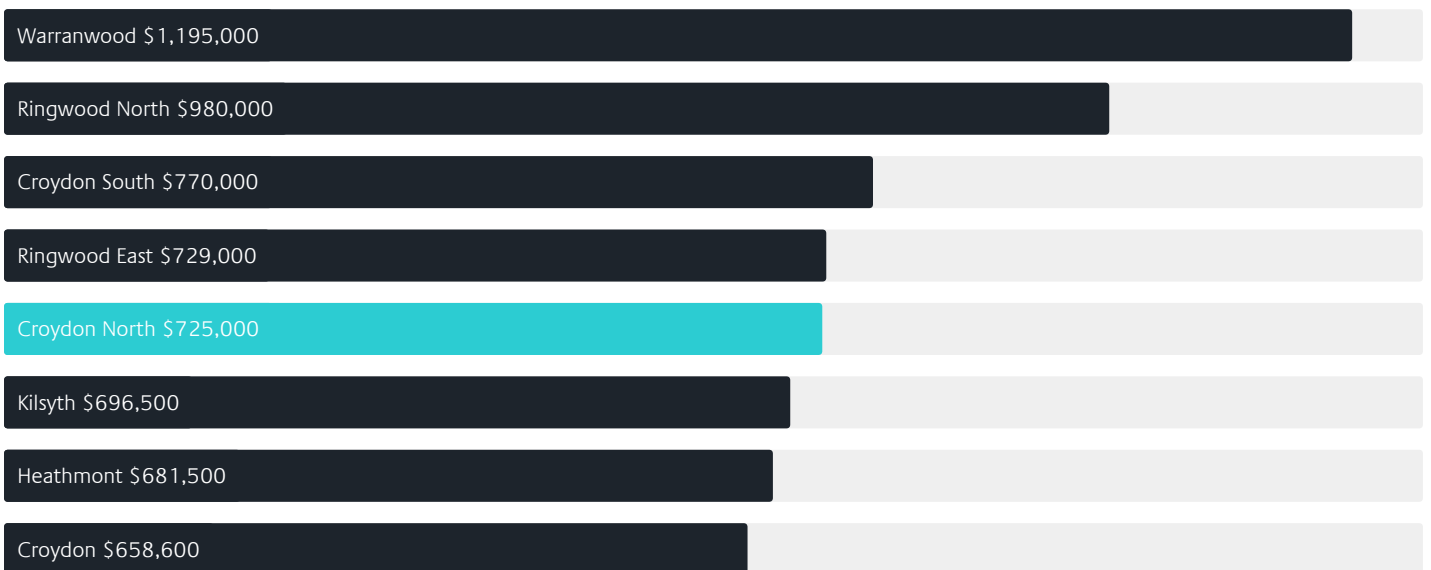


Surrounding Suburbs

Median House Sale Price*



Median Unit Sale Price*



Sales Snapshot

Sale Method^{*}



● Auction 21%
● Private 79%

Auction Clearance Rate^{*}

80%

Median Days on Market[^]

44 days

Average Hold Period^{*}

8.5 years

Insights

Dwelling Type[^]



● Houses 94% ● Units 6%

Ownership[^]



● Owned Outright 36% ● Mortgaged 49% ● Rented 15%

Population[^]

8,092

Median Asking Rent per week^{*}

\$610

Population Growth[^]

2.95%

Rental Yield^{*}

2.9%

Median Age[^]













40 years

Median Household Size[^]













2.7 people

Sold Properties~













Discover a snapshot of the most recent results for this suburb, to view the full 12 months of sales history, please go to jellisraig.com.au/suburbinsights

Address	Bedrooms	Type	Price	Sold
 8/37 Holloway Rd CROYDON NORTH	3	Unit	\$698,000	24 Feb 2025
 8 Lanier Cr Croydon North	4	House	\$1,090,000	22 Feb 2025
 63 Nangathan Way Croydon North	5	House	\$1,045,000	19 Feb 2025
 5/13-15 Meadow Rd Croydon North	2	Unit	\$650,000	18 Feb 2025
 7 Neuparth Rd Croydon North	5	House	\$1,080,000	15 Feb 2025
 10/303-305 Maroondah Hwy Croydon North	4	Townhouse	\$780,000	08 Feb 2025
 16 Alice St Croydon North	2	House	\$675,000	08 Feb 2025
 5/24 Karingal St Croydon North	3	House	\$812,000	30 Jan 2025
 71 Humber Rd Croydon North	3	House	\$820,000	11 Jan 2025
 6/14 Humber Rd Croydon North	2	Unit	\$670,000	20 Dec 2024
 2/10 Jeremic Ct Croydon North	2	Unit	\$620,000	19 Dec 2024
 5/359 Maroondah Hwy Croydon North	2	Flat/Unit/Apartment	\$705,000	19 Dec 2024

Sold Properties~

Address	Bedrooms	Type	Price	Sold
 1/2a Paterson St Croydon North	3	Flat/Unit/Apartment	\$842,500	14 Dec 2024
 8/27 Bonnie View Rd Croydon North	3	Unit	\$785,000	13 Dec 2024
 9/28 Karingal St Croydon North	3	Unit	\$685,000	12 Dec 2024
 3 Hanwell Ct Croydon North	4	House	\$1,035,000	11 Dec 2024
 2/5 Kinta Ct Croydon North	3	House	\$788,000	09 Dec 2024
 80 Exeter Rd Croydon North	4	House	\$800,000	05 Dec 2024
 1/343 Maroondah Hwy Croydon North	2	Unit	\$620,000	01 Dec 2024
 8 Mulgrave Way Croydon North	3	House	\$1,157,500	01 Dec 2024
 8 Carol Hancock Pl Croydon North	3	House	\$890,000	01 Dec 2024
 5/14 Patrick Av Croydon North	2	Flat/Unit/Apartment	\$641,000	30 Nov 2024
 10 Knee La CROYDON NORTH	4	House	\$1,007,000	28 Nov 2024
 25 Power St Croydon North	3	House	\$1,080,000	27 Nov 2024

Sold Properties~

Address	Bedrooms	Type	Price	Sold
 7/379 Maroondah Hwy Croydon North	3	Flat/Unit/Apartment	\$700,000	27 Nov 2024
 11 Piedmont Ct Croydon North	2	House	\$820,000	26 Nov 2024
 2 Paterson St Croydon North	3	House	\$705,000	25 Nov 2024
 10 Susans Ct Croydon North	3	House	\$905,000	25 Nov 2024
 5/7 Bonnie View Rd Croydon North	2	House	\$690,000	25 Nov 2024
 3 Linden Ct Croydon North	3	House	\$900,000	23 Nov 2024
 59-63 Richardson Rd Croydon North	3	House	\$1,340,000	22 Nov 2024
 3/27 Bonnie View Rd Croydon North	3	Unit	\$770,000	22 Nov 2024
 15 Turkeith Cr Croydon North	3	House	\$873,000	20 Nov 2024
 20 Mitchell Ct Croydon North	4	House	\$1,120,000	16 Nov 2024
 73 Neuparth Rd Croydon North	3	House	\$1,015,000	15 Nov 2024
 1/51 Exeter Rd Croydon North	3	House	\$700,000	11 Nov 2024



Croydon Office
2 Croydon Road, Croydon
(03) 9725 0000

jelliscraig.com.au

Data is current as of PDF generation date 01/03/2025

* Updated Quarterly for the past 12 months

^ Updated daily for the past quarter

~ Updated daily: 33 recent results.

This publication contains data, analytics, statistics and other information supplied by PROPERTYDATAONLINE PTY LTD (PropertyData). The data provided in this publication is of a general nature and should not be construed as specific advice or relied upon in lieu of appropriate professional advice.

PropertyData relies upon data supplied by third parties and while the data is checked and reviewed, PropertyData does not warrant the accuracy or completeness of the information to the full extent permitted by the law and excludes all loss or damage howsoever arising (including through negligence) in connection with the data supplied by PropertyData. The State of Victoria owns the copyright in the Property Sales Data and reproduction of that data in any way without the consent of the State of Victoria will constitute a breach of the Copyright Act 1968 (cth). The State of Victoria does not warrant the accuracy or completeness of the Property Sales Data and any person using or relying upon such information does so on the basis that the State of Victoria accepts no responsibility or liability whatsoever for any errors, faults, defects or omissions in the information supplied.