

## *Suburb Report*

Know your neighbourhood.



# Property Prices

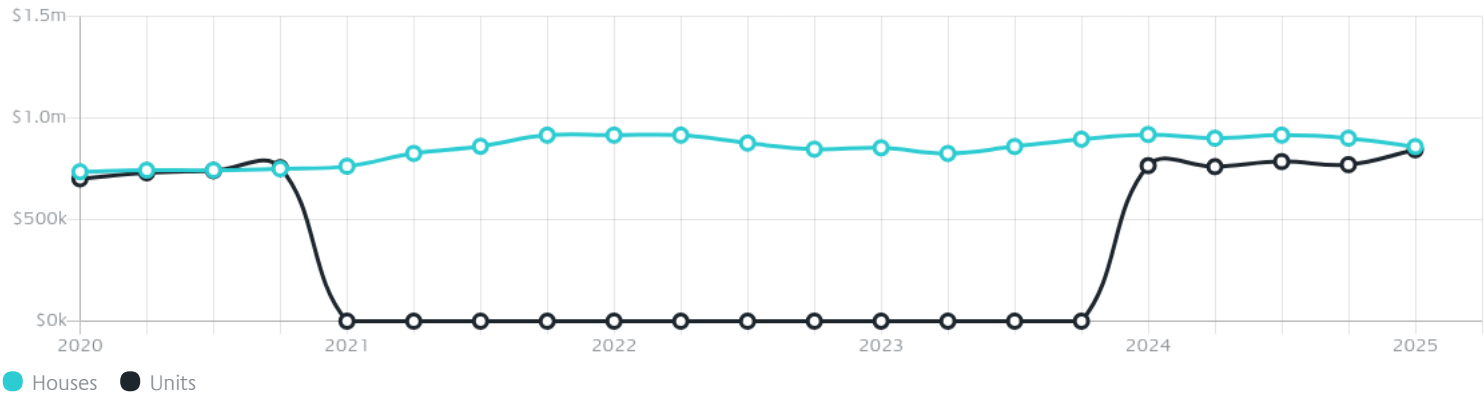
## Median House Price\*

Median  
\$859k  
Quarterly Price Change  
-4.61% ↓

## Median Unit Price\*

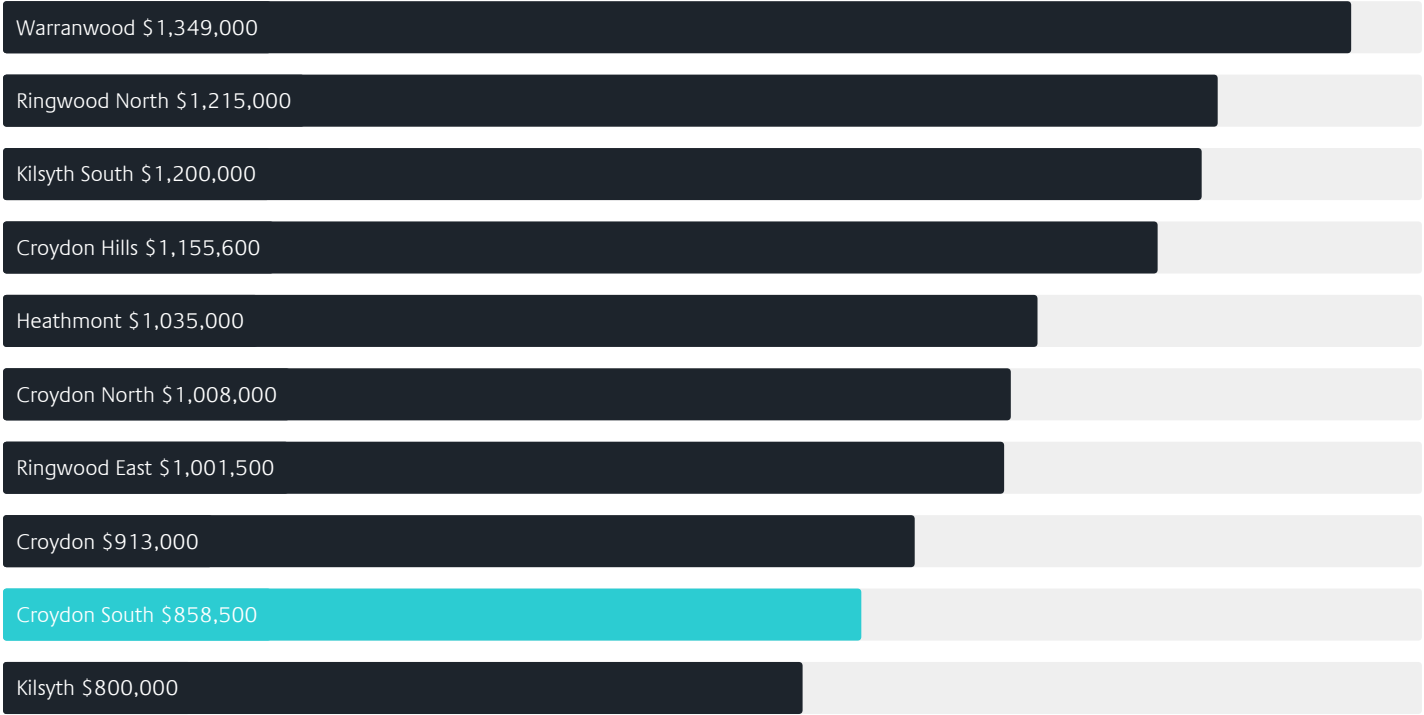
Median  
\$843k  
Quarterly Price Change  
9.46% ↑

## Quarterly Price Change\*



# Surrounding Suburbs

## Median House Sale Price\*



## Median Unit Sale Price\*



# Sales Snapshot

Sale Method\*



● Auction 23%  
● Private 77%

Auction Clearance Rate\*

100%

Median Days on Market^

23 days

Average Hold Period\*

8.3 years

# Insights

Dwelling Type^



● Houses 92% ● Units 8%

Ownership^



● Owned Outright 35% ● Mortgaged 48% ● Rented 16%

Population^

4,759

Median Asking Rent per week\*

\$600

Population Growth^

4.09%

Rental Yield\*

3.42%

Median Age^













38 years

Median Household Size^













2.6 people

# Sold Properties~













Discover a snapshot of the most recent results for this suburb, to view the full 12 months of sales history, please go to [jellisicraig.com.au/suburbinsights](https://jellisicraig.com.au/suburbinsights)

Address	Bedrooms	Type	Price	Sold
 27 Andrew Cr Croydon South	5	House	\$1,365,000	31 May 2025
 2 The Place Croydon South	3	House	\$895,000	12 May 2025
 148 Eastfield Rd Croydon South	3	House	\$720,000	07 May 2025
 2 Paris Av Croydon South	3	House	\$780,000	13 Apr 2025
 21 Shrubby Wlk Croydon South	3	House	\$800,000	12 Apr 2025
 4 Shady Way Croydon South	3	House	\$810,000	08 Apr 2025
 14 Shrubby Wlk Croydon South	3	House	\$841,000	07 Apr 2025
 17 Helen Av Croydon South	4	House	\$932,000	31 Mar 2025
 128a Belmont Rd.E Croydon South	3	Townhouse	\$846,500	31 Mar 2025
 10 Clyde Ct CROYDON SOUTH	2	House	\$680,000	25 Mar 2025
 2/32 Faraday Rd Croydon South	4	Townhouse	\$815,000	21 Mar 2025
 2/27 Central Av Croydon South	2	Unit	\$688,500	20 Mar 2025

# Sold Properties~

Address	Bedrooms	Type	Price	Sold
 3 Shady Way Croydon South	3	House	\$900,000	16 Mar 2025
 14 Ulysses Av Croydon South	2	Unit	\$1,177,500	06 Mar 2025
 2/168 Bayswater Rd Croydon South	3	Unit	\$810,000	05 Mar 2025
 28 Thomas St Croydon South	3	House	\$797,000	01 Mar 2025
 50 Mariana Av Croydon South	4	House	\$1,380,000	01 Mar 2025
 1 Auburn Gr Croydon South	4	House	\$1,445,000	26 Feb 2025
 4 Pandora Cr Croydon South	4	House	\$1,150,000	22 Feb 2025
 29 Olympus Dr Croydon South	3	House	\$872,000	19 Feb 2025
 1/2 Goroke Ct Croydon South	4	House	\$740,000	18 Feb 2025
 10 Clare St Croydon South	4	House	\$1,350,000	18 Feb 2025
 110 Belmont Rd.E Croydon South	3	Townhouse	\$895,000	14 Feb 2025
 2/23 Thurleigh Av CROYDON SOUTH	3	House	\$830,000	12 Feb 2025

# Sold Properties~

Address	Bedrooms	Type	Price	Sold
 22 Clare St Croydon South	3	House	\$820,000	05 Feb 2025
 98 Eastfield Rd Croydon South	6	House	\$917,000	04 Feb 2025
 23a Thurleigh Av Croydon South	3	Flat/Unit/Apartment	\$830,000	30 Jan 2025
 15 Manifold Ct Croydon South	3	House	\$915,000	28 Jan 2025
 9 Paris Av Croydon South	3	House	\$705,000	17 Jan 2025
 3/58 Faraday Rd Croydon South	3	Townhouse	\$845,000	15 Jan 2025
 5 Central Av Croydon South	4	House	\$1,175,000	17 Dec 2024
 1/26 Homer Av Croydon South	3	House	\$692,500	07 Dec 2024
 22 Faraday Rd Croydon South	3	House	\$674,000	28 Nov 2024
 38 Andrew Cr Croydon South	4	House	\$1,230,000	25 Nov 2024
 14 Paris Av Croydon South	6	House	\$1,150,000	21 Nov 2024
 24 Blue Mist Dr Croydon South	3	House	\$1,150,000	20 Nov 2024



Croydon Office  
2 Croydon Road, Croydon  
(03) 9725 0000

[jelliscraig.com.au](http://jelliscraig.com.au)

Data is current as of PDF generation date 01/06/2025

\* Updated Quarterly for the past 12 months

^ Updated daily for the past quarter

~ Updated daily: 33 recent results.

This publication contains data, analytics, statistics and other information supplied by PROPERTYDATAONLINE PTY LTD (PropertyData). The data provided in this publication is of a general nature and should not be construed as specific advice or relied upon in lieu of appropriate professional advice.

PropertyData relies upon data supplied by third parties and while the data is checked and reviewed, PropertyData does not warrant the accuracy or completeness of the information to the full extent permitted by the law and excludes all loss or damage howsoever arising (including through negligence) in connection with the data supplied by PropertyData. The State of Victoria owns the copyright in the Property Sales Data and reproduction of that data in any way without the consent of the State of Victoria will constitute a breach of the Copyright Act 1968 (cth). The State of Victoria does not warrant the accuracy or completeness of the Property Sales Data and any person using or relying upon such information does so on the basis that the State of Victoria accepts no responsibility or liability whatsoever for any errors, faults, defects or omissions in the information supplied.