

Suburb Report

Know your neighbourhood.



Property Prices

Median House Price*

Median

\$900k

Quarterly Price Change

-1.63% ↓

Median Unit Price*

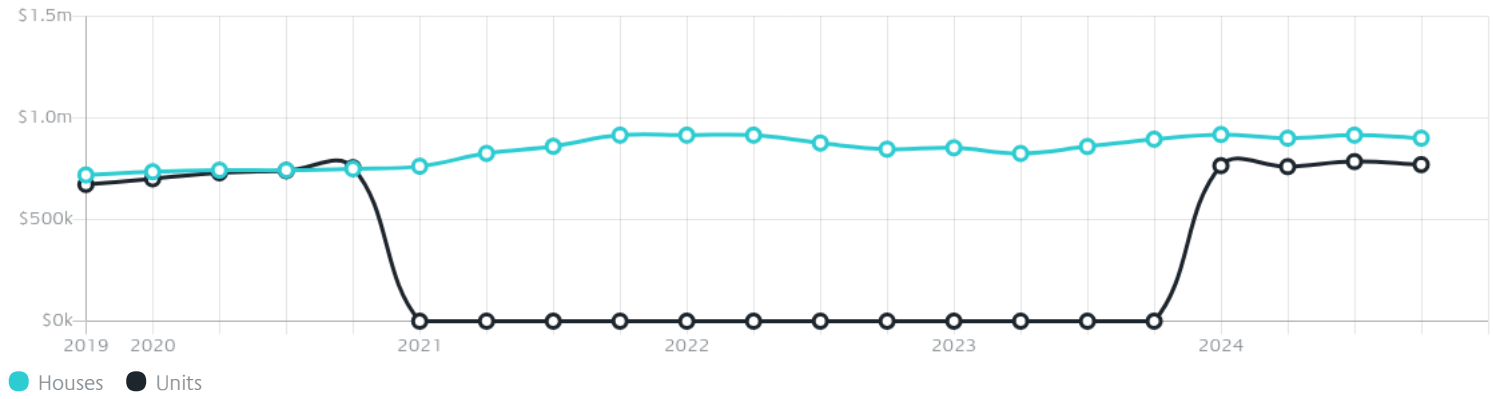
Median

\$770k

Quarterly Price Change

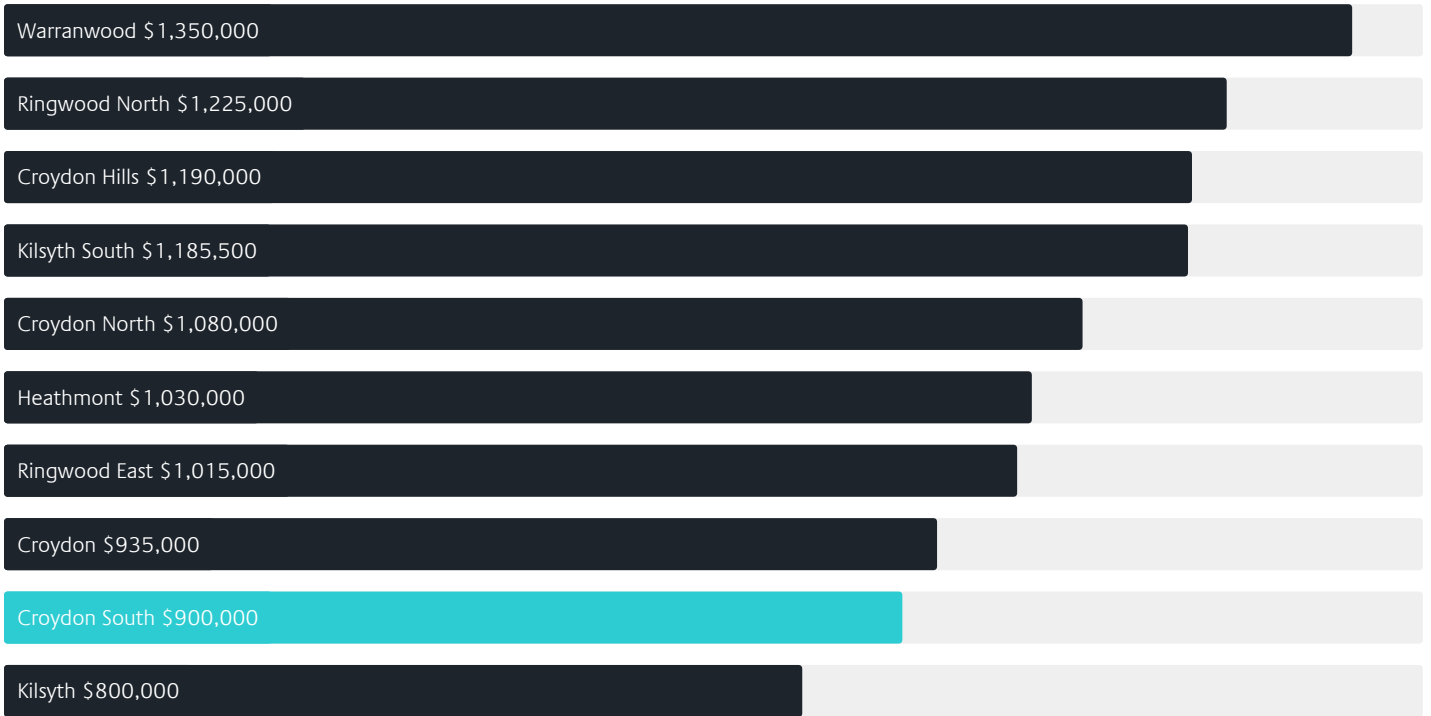
-1.91% ↓

Quarterly Price Change*

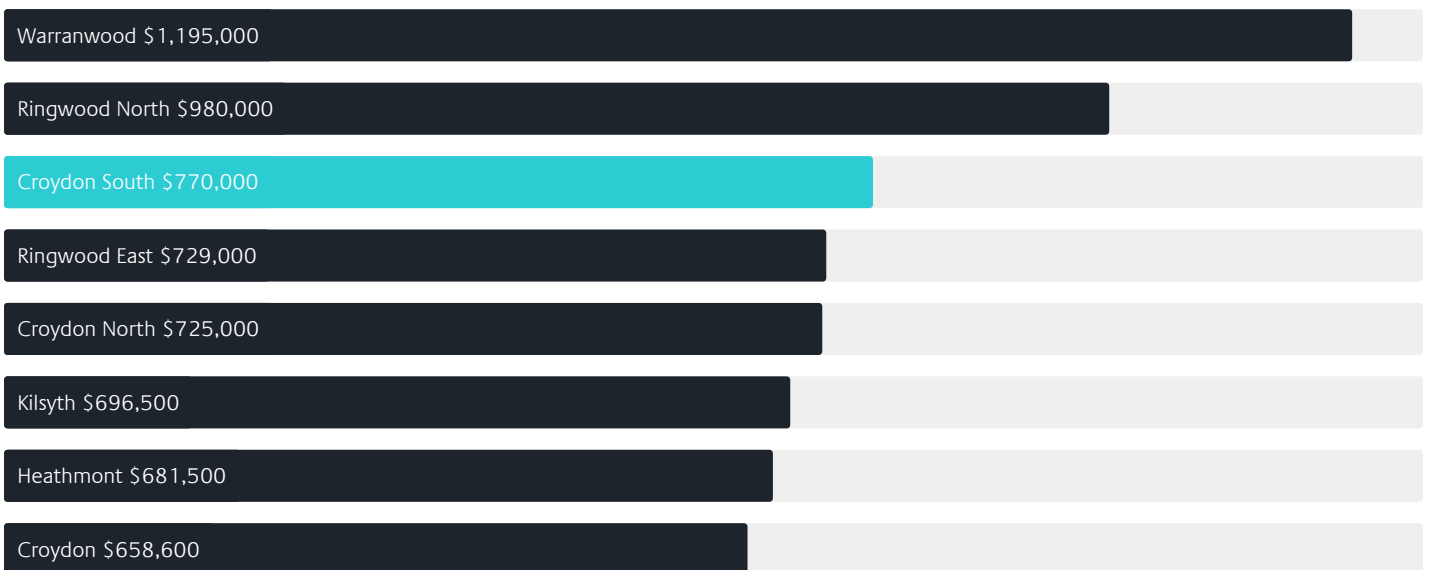


Surrounding Suburbs

Median House Sale Price*



Median Unit Sale Price*



Sales Snapshot

Sale Method^{*}



● Private 100%

Median Days on Market[^]

62 days

Average Hold Period^{*}

8.3 years

Insights

Dwelling Type[^]



● Houses 92% ● Units 8%

Ownership[^]



● Owned Outright 35% ● Mortgaged 48% ● Rented 16%

Population[^]

4,759

Median Asking Rent per week^{*}

\$585

Population Growth[^]

4.09%

Rental Yield^{*}

3.42%

Median Age[^]













38 years

Median Household Size[^]













2.6 people

Sold Properties~













Discover a snapshot of the most recent results for this suburb, to view the full 12 months of sales history, please go to jellisraig.com.au/suburbinsights

Address	Bedrooms	Type	Price	Sold
 1 Auburn Gr Croydon South	4	House	\$1,445,000	26 Feb 2025
 4 Pandora Cr Croydon South	4	House	\$1,150,000	22 Feb 2025
 1/2 Goroke Ct Croydon South	4	House	\$740,000	18 Feb 2025
 2/23 Thurleigh Av CROYDON SOUTH	3	House	\$830,000	12 Feb 2025
 22 Clare St Croydon South	3	House	\$820,000	05 Feb 2025
 15 Manifold Ct Croydon South	3	House	\$915,000	28 Jan 2025
 9 Paris Av Croydon South	3	House	\$705,000	17 Jan 2025
 3/58 Faraday Rd Croydon South	3	Townhouse	\$845,000	15 Jan 2025
 5 Central Av Croydon South	4	House	\$1,175,000	17 Dec 2024
 1/26 Homer Av Croydon South	3	House	\$692,500	07 Dec 2024
 22 Faraday Rd Croydon South	3	House	\$674,000	28 Nov 2024
 38 Andrew Cr Croydon South	4	House	\$1,230,000	25 Nov 2024

Sold Properties~

Address	Bedrooms	Type	Price	Sold
 14 Paris Av Croydon South	6	House	\$1,150,000	21 Nov 2024
 24 Blue Mist Dr Croydon South	3	House	\$1,150,000	20 Nov 2024
 124 Belmont Rd.E Croydon South	4	House	\$730,000	09 Nov 2024
 53 Blazey Rd Croydon South	3	House	\$720,000	09 Nov 2024
 2/74 Eastfield Rd Croydon South	3	Townhouse	\$735,000	08 Nov 2024
 51 Thomas St Croydon South	3	House	\$690,000	07 Nov 2024
 7 Macey St Croydon South	3	House	\$840,000	05 Nov 2024
 8 Woody Lnk Croydon South	5	House	\$800,000	25 Oct 2024
 1 Briar Rose Wlk Croydon South	4	House	\$925,000	17 Oct 2024
 6 Malinda Way Croydon South	4	House	\$1,000,000	15 Oct 2024
 19b Central Av Croydon South	3	Unit	\$855,000	06 Oct 2024
 22a King St Croydon South	3	House	\$836,888	02 Oct 2024

Sold Properties~

Address	Bedrooms	Type	Price	Sold
 49 Andrew Cr Croydon South	4	House	\$1,100,000	26 Sep 2024
 27 Mariana Av Croydon South	3	House	\$780,000	23 Sep 2024
 15 Olympus Dr Croydon South	4	House	\$1,121,000	14 Sep 2024
 2 Belmont Rd.W CROYDON SOUTH	3	House	\$1,060,000	11 Sep 2024
 26 Shane Cr Croydon South	4	House	\$1,255,000	28 Aug 2024
 13 Dewpond Wlk Croydon South	2	House	\$735,000	28 Aug 2024
 6/ 194 Eastfield Rd Croydon South	3	Unit	\$800,000	20 Aug 2024
 11 Gardenia St Croydon South	3	House	\$867,000	17 Aug 2024
 10 Belmont Rd.W CROYDON SOUTH	4	House	\$845,500	17 Aug 2024
 9 Olympus Dr Croydon South	3	House	\$835,500	17 Aug 2024
 8 Yvonne Av Croydon South	3	House	\$1,055,000	07 Aug 2024
 25 Mariana Av Croydon South	4	House	\$885,000	04 Aug 2024



Croydon Office
2 Croydon Road, Croydon
(03) 9725 0000

jelliscraig.com.au

Data is current as of PDF generation date 01/03/2025

* Updated Quarterly for the past 12 months

^ Updated daily for the past quarter

~ Updated daily: 33 recent results.

This publication contains data, analytics, statistics and other information supplied by PROPERTYDATAONLINE PTY LTD (PropertyData). The data provided in this publication is of a general nature and should not be construed as specific advice or relied upon in lieu of appropriate professional advice.

PropertyData relies upon data supplied by third parties and while the data is checked and reviewed, PropertyData does not warrant the accuracy or completeness of the information to the full extent permitted by the law and excludes all loss or damage howsoever arising (including through negligence) in connection with the data supplied by PropertyData. The State of Victoria owns the copyright in the Property Sales Data and reproduction of that data in any way without the consent of the State of Victoria will constitute a breach of the Copyright Act 1968 (cth). The State of Victoria does not warrant the accuracy or completeness of the Property Sales Data and any person using or relying upon such information does so on the basis that the State of Victoria accepts no responsibility or liability whatsoever for any errors, faults, defects or omissions in the information supplied.