

# JellisCraig

CROYDON SOUTH

# Suburb Report

Know your neighbourhood.



CROYDON SOUTH SUBURB REPORT

Median House Price\*

Median

\$885k

Quarterly Price Change

3.08% ↑

Median Unit Price\*

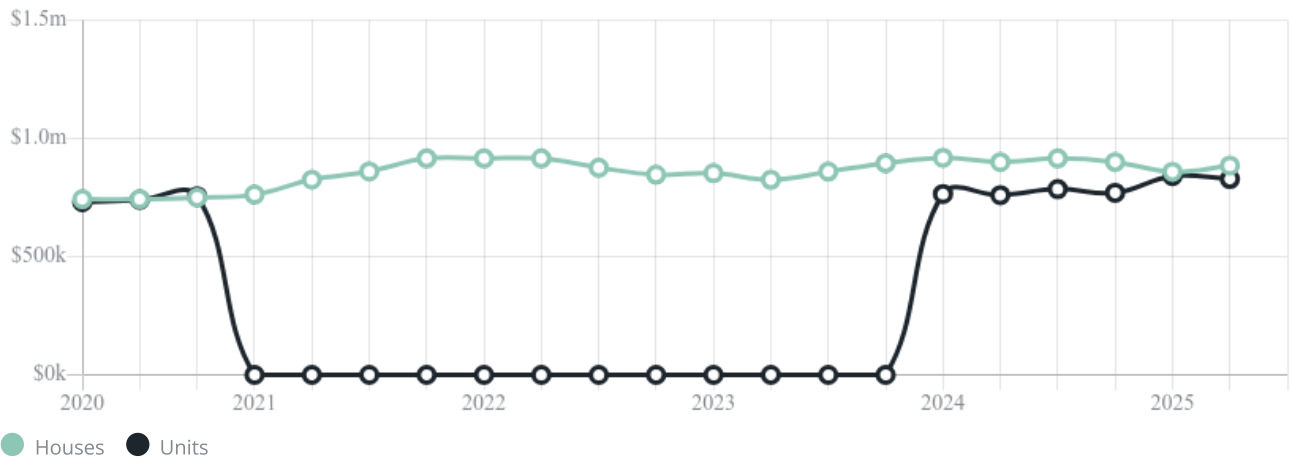
Median

\$828k

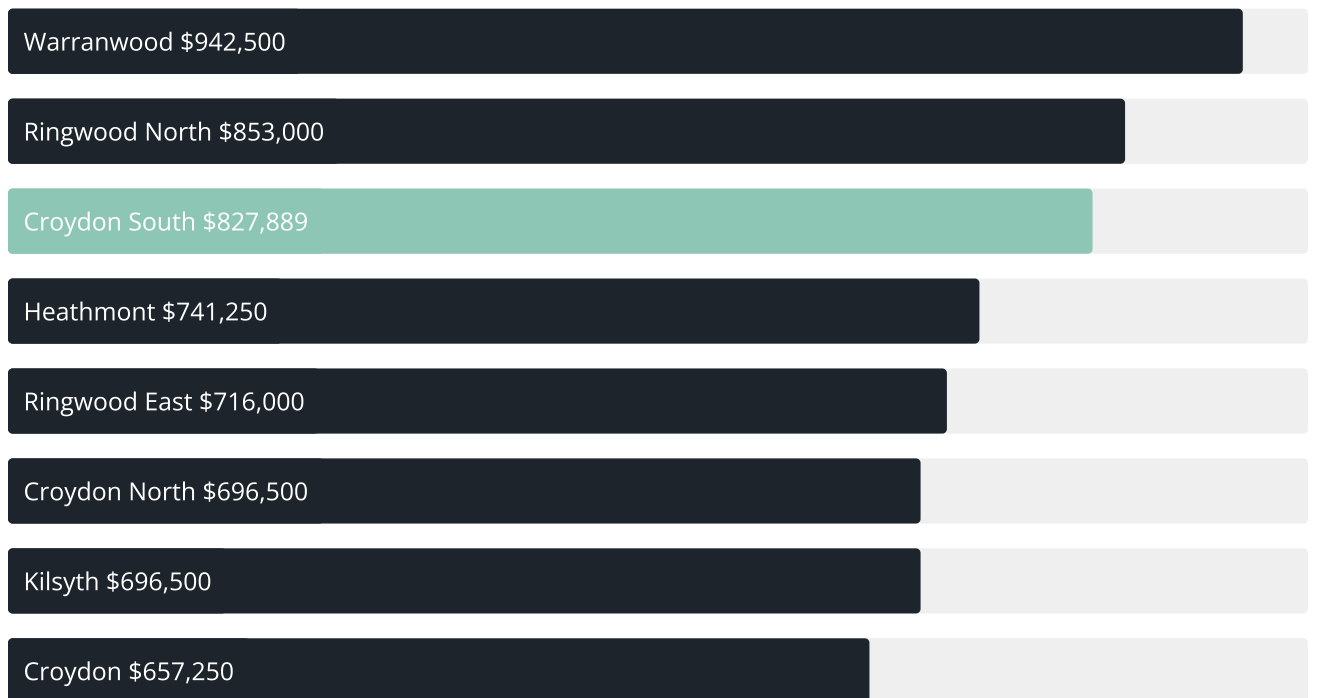
Quarterly Price Change

-1.53% ↓

Quarterly Price Change\*



## CROYDON SOUTH SUBURB REPORT

Median House Sale Price<sup>\*</sup>Median Unit Sale Price<sup>\*</sup>

## CROYDON SOUTH SUBURB REPORT

## Sale Method\*



Auction 27%

Private 73%

## Auction Clearance Rate\*

100%

## Median Days on Market^

23 days

## Average Hold Period\*

8.3 years

## Dwelling Type^



Houses 92%

Units 8%

## Ownership^



Owned Outright 35%

Mortgaged 48%

Rented 16%

## Population^

4,759

## Median Asking Rent per week\*

\$600

## Population Growth^

4.09%

## Rental Yield\*

3.42%

## Median Age^











38 years

## Median Household Size^











2.6 people

## CROYDON SOUTH SUBURB REPORT











Discover a snapshot of the most recent results for this suburb, to view the full 12 months of sales history, please go to [jellisicraig.com.au/suburbinsights](https://jellisicraig.com.au/suburbinsights)

Address	Bedrooms	Type	Price	Sold
 11 Valley Ct Croydon South	5	House	\$960,000	27 Sep 2025
 37 Olympus Dr CROYDON SOUTH	3	House	\$900,000	15 Sep 2025
 25 Long View Rd Croydon South	4	House	\$1,365,000	15 Sep 2025
 42 Azarow Cirt Croydon South	3	House	\$1,065,000	12 Sep 2025
 7a Peter St Croydon South	3	House	\$886,000	06 Sep 2025
 3/29 Belmont Rd.W Croydon South	2	Unit	\$738,000	03 Sep 2025
 92a Eastfield Rd Croydon South	3	House	\$838,000	27 Aug 2025
 6 Mariana Av Croydon South	3	House	\$1,160,000	22 Aug 2025
 1/178 Bayswater Rd Croydon South	2	Unit	\$705,000	20 Aug 2025
 4A Peter St Croydon South	3	House	\$1,100,000	16 Aug 2025

## CROYDON SOUTH SUBURB REPORT

Address	Bedrooms	Type	Price	Sold
 8 Apollo Ct Croydon South	3	House	\$730,000	09 Aug 2025
 14 Olympus Dr Croydon South	3	House	\$958,000	09 Aug 2025
 2/34 Belmont Rd.W Croydon South	2	Townhouse	\$795,000	07 Aug 2025
 34 Azarow Cirt Croydon South	3	House	\$930,000	06 Aug 2025
 10a Blue Mist Dr CROYDON SOUTH	3	House	\$941,500	02 Aug 2025
 15 Briar Rose Wlk Croydon South	4	House	\$1,150,000	02 Aug 2025
 114 Belmont Rd.E Croydon South	4	House	\$1,035,000	24 Jul 2025
 7 Paris Av Croydon South	3	House	\$900,000	12 Jul 2025
 3/31 Faraday Rd Croydon South	2	Strata Unit/Flat	\$860,000	10 Jul 2025
 7 Pandora Cr Croydon South	4	House	\$1,095,000	09 Jul 2025

## CROYDON SOUTH SUBURB REPORT

Address	Bedrooms	Type	Price	Sold
 1 Clare St Croydon South	3	House	\$753,500	08 Jul 2025
 130 Eastfield Rd Croydon South	3	House	\$225,000	27 Jun 2025
 4 Wildwood Wlk Croydon South	4	House	\$1,131,688	26 Jun 2025
 46 Blazey Rd Croydon South	3	House	\$1,155,000	21 Jun 2025
 46 Azarow Cirt Croydon South	4	House	\$975,000	20 Jun 2025
 19 Thurleigh Av Croydon South	0	Land	\$840,000	12 Jun 2025
 27 Andrew Cr Croydon South	5	House	\$1,365,000	31 May 2025
 2 The Place Croydon South	3	House	\$895,000	12 May 2025
 86 Belmont Rd.E Croydon South	3	House	\$960,000	08 May 2025
 148 Eastfield Rd Croydon South	3	House	\$720,000	07 May 2025



Croydon Office  
2 Croydon Road, Croydon  
(03) 9725 0000

[jellisrcraig.com.au](http://jellisrcraig.com.au)

Data is current as of PDF generation date 01/10/2025

\* Updated Quarterly for the past 12 months

^ Updated daily for the past quarter

~ Updated daily: 33 recent results.

This publication contains data, analytics, statistics and other information supplied by PROPERTYDATAONLINE PTY LTD (PropertyData). The data provided in this publication is of a general nature and should not be construed as specific advice or relied upon in lieu of appropriate professional advice.

PropertyData relies upon data supplied by third parties and while the data is checked and reviewed, PropertyData does not warrant the accuracy or completeness of the information to the full extent permitted by the law and excludes all loss or damage howsoever arising (including through negligence) in connection with the data supplied by PropertyData. The State of Victoria owns the copyright in the Property Sales Data and reproduction of that data in any way without the consent of the State of Victoria will constitute a breach of the Copyright Act 1968 (cth). The State of Victoria does not warrant the accuracy or completeness of the Property Sales Data and any person using or relying upon such information does so on the basis that the State of Victoria accepts no responsibility or liability whatsoever for any errors, faults, defects or omissions in the information supplied.