

Suburb Report

Know your neighbourhood.



Property Prices

Median House Price*


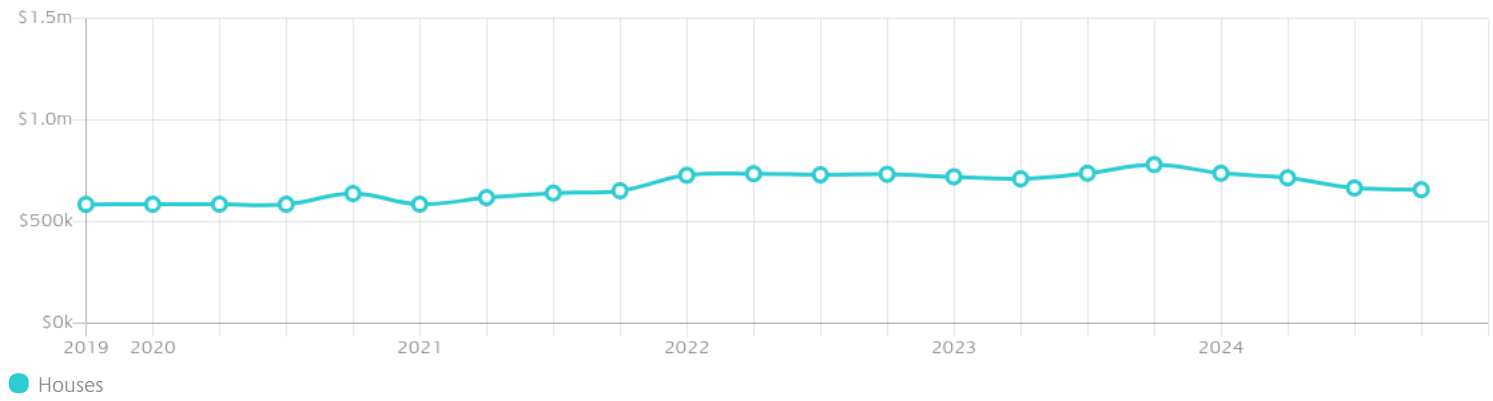
Median

\$657k

Quarterly Price Change

-1.27% ↓

Quarterly Price Change*



Surrounding Suburbs

Median House Sale Price*



Median Unit Sale Price*



Sales Snapshot

Sale Method^{*}



● Private 100%

Median Days on Market[^]

84 days

Average Hold Period^{*}

3.2 years

Insights

Dwelling Type[^]



● Houses 99% ● Units 1%

Ownership[^]



● Owned Outright 26% ● Mortgaged 44% ● Rented 29%

Population[^]

4,175

Median Asking Rent per week^{*}

\$500

Median Age[^]

34 years

Rental Yield^{*}













3.84%

Median Household Size[^]













2.7 people

Sold Properties~













Discover a snapshot of the most recent results for this suburb, to view the full 12 months of sales history, please go to jellisraig.com.au/suburbinsights

Address	Bedrooms	Type	Price	Sold
 32 Suffolk St Curlewis	4	House	\$581,000	20 Jan 2025
 56 Stanley Av Curlewis	4	House	\$600,000	14 Jan 2025
 13 Hinterland Dr Curlewis	4	House	\$625,000	03 Jan 2025
 46 Greenvale Dr Curlewis	4	House	\$599,000	02 Jan 2025
 30 Hinterland Dr Curlewis	4	House	\$585,000	24 Dec 2024
 9 Amber Av Curlewis	4	House	\$790,000	13 Dec 2024
 29 Border Collie Cl Curlewis	4	House	\$599,000	28 Nov 2024
 87 Anstead Av Curlewis	4	House	\$695,000	27 Nov 2024
 20 Amber Av Curlewis	4	House	\$620,000	27 Nov 2024
 4 Massey Cr Curlewis	4	House	\$580,000	27 Nov 2024
 33 Hinterland Dr Curlewis	4	House	\$610,000	25 Nov 2024
 6 Sailfish Cr Curlewis	5	House	\$970,000	22 Nov 2024

Sold Properties~

Address	Bedrooms	Type	Price	Sold
 10 Rowlock Pl Curlewis	4	House	\$730,000	15 Nov 2024
 20 Kelpie Blvd Curlewis	4	House	\$630,000	06 Nov 2024
 5 Pilot Way Curlewis	4	House	\$805,300	04 Nov 2024
 37 Tivoli Dr Curlewis	4	House	\$600,000	31 Oct 2024
 8 Amber Av Curlewis	4	House	\$610,000	27 Oct 2024
 4 Pierview Dr Curlewis	3	House	\$545,000	22 Oct 2024
 125 Oceania Dr Curlewis	4	House	\$1,020,000	14 Oct 2024
 35 Yosemite Av Curlewis	5	House	\$900,000	11 Oct 2024
 86 Oceania Dr Curlewis	4	House	\$850,000	11 Oct 2024
 23 Bonavista Way Curlewis	4	House	\$875,000	08 Oct 2024
 8 Kelpie Blvd CURLEWIS	4	House	\$790,000	08 Oct 2024
 22 Kelpie Blvd Curlewis	3	House	\$637,500	02 Oct 2024

Sold Properties~

Address	Bedrooms	Type	Price	Sold
 37 Baybrook Av Curlewis	4	House	\$655,000	25 Sep 2024
 2 Buoy Pl Curlewis	4	House	\$1,340,000	25 Sep 2024
 44 View Bella Rd Curlewis	3	House	\$639,000	20 Sep 2024
 30 Hyde Way Curlewis	4	House	\$620,000	10 Sep 2024
 35 Meadow Dr Curlewis	4	House	\$590,000	03 Sep 2024
 3 Banff Dr Curlewis	4	House	\$610,000	27 Aug 2024
 52 Capstan Cr Curlewis	4	House	\$995,000	23 Aug 2024
 12 Greenvale Dr Curlewis	3	House	\$630,000	30 Jul 2024
 40 Appleby St Curlewis	4	House	\$610,000	30 Jul 2024
 18 Hyde Way Curlewis	3	House	\$630,000	26 Jul 2024
 60 Kelpie Blvd Curlewis	4	House	\$645,000	16 Jul 2024
 33 Appleby St Curlewis	4	House	\$590,000	12 Jul 2024



jelliscraig.com.au

Data is current as of PDF generation date 01/02/2025

* Updated Quarterly for the past 12 months

^ Updated daily for the past quarter

~ Updated daily: 33 recent results.

This publication contains data, analytics, statistics and other information supplied by PROPERTYDATAONLINE PTY LTD (PropertyData). The data provided in this publication is of a general nature and should not be construed as specific advice or relied upon in lieu of appropriate professional advice.

PropertyData relies upon data supplied by third parties and while the data is checked and reviewed, PropertyData does not warrant the accuracy or completeness of the information to the full extent permitted by the law and excludes all loss or damage howsoever arising (including through negligence) in connection with the data supplied by PropertyData. The State of Victoria owns the copyright in the Property Sales Data and reproduction of that data in any way without the consent of the State of Victoria will constitute a breach of the Copyright Act 1968 (cth). The State of Victoria does not warrant the accuracy or completeness of the Property Sales Data and any person using or relying upon such information does so on the basis that the State of Victoria accepts no responsibility or liability whatsoever for any errors, faults, defects or omissions in the information supplied.