

Suburb Report

Know your neighbourhood.



Property Prices

Median House Price*

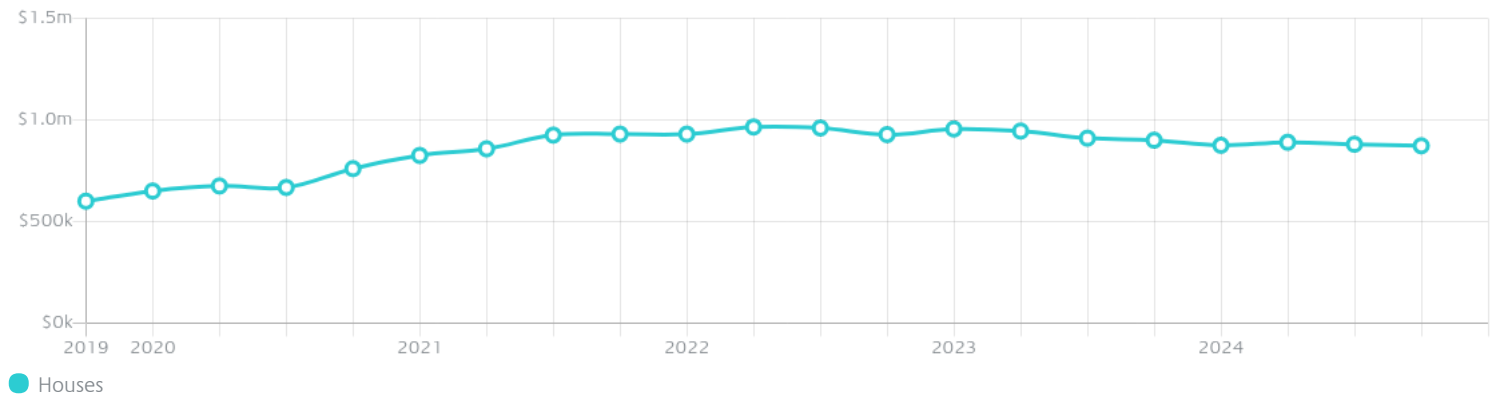
Median

\$873k

Quarterly Price Change

-0.85% ↓

Quarterly Price Change*



Surrounding Suburbs

Median House Sale Price*



Sales Snapshot

Sale Method^{*}



● Private 100%

Median Days on Market[^]

123 days

Average Hold Period^{*}

5.8 years

Insights

Dwelling Type[^]



● Houses 89% ● Units 11%

Ownership[^]



● Owned Outright 54% ● Mortgaged 29% ● Rented 18%

Population[^]

2,781

Median Asking Rent per week^{*}

\$525

Population Growth[^]

9.14%

Rental Yield^{*}

3.09%

Median Age[^]













55 years

Median Household Size[^]













1.9 people

Sold Properties~













Discover a snapshot of the most recent results for this suburb, to view the full 12 months of sales history, please go to jellisraig.com.au/suburbinsights

| Address | Bedrooms | Type | Price | Sold |
|--|----------|---------------------|-------------|-------------|
|  8 Tessiers Rd Daylesford | 1 | House | \$690,000 | 25 Mar 2025 |
|  3 Stanbridge St Daylesford | 3 | House | \$475,000 | 14 Mar 2025 |
|  15 Queensberry St Daylesford | 3 | House | \$945,000 | 13 Mar 2025 |
|  22 Tipperary Springs Rd Daylesford | 4 | House | \$1,115,000 | 13 Feb 2025 |
|  23/34 Smith St DAYLESFORD | 2 | Flat/Unit/Apartment | \$595,000 | 13 Feb 2025 |
|  2/1 Grenville St Daylesford | 4 | House | \$995,000 | 05 Feb 2025 |
|  5 East St Daylesford | 3 | House | \$750,000 | 31 Jan 2025 |
|  20 Stanley St Daylesford | 3 | House | \$560,000 | 28 Jan 2025 |
|  17 Duke St Daylesford | 3 | House | \$2,100,000 | 15 Jan 2025 |
|  98 Central Springs Rd DAYLESFORD | 3 | House | \$1,300,000 | 15 Jan 2025 |
|  47 Perrins St Daylesford | 2 | House | \$1,400,000 | 13 Jan 2025 |
|  2 Irene St Daylesford | 3 | House | \$355,000 | 02 Jan 2025 |

Sold Properties~

| Address | Bedrooms | Type | Price | Sold |
|--|----------|------------------|-------------|-------------|
|  76 West St Daylesford | 2 | House | \$500,000 | 21 Dec 2024 |
|  121 Raglan St Daylesford | 1 | House | \$690,000 | 18 Dec 2024 |
|  39 Vincent St Daylesford | 7 | House | \$616,000 | 18 Dec 2024 |
|  88 Central Springs Rd Daylesford | 3 | House | \$750,000 | 17 Dec 2024 |
|  2/4 Elsbeth Ct DAYLESFORD | 2 | Strata Unit/Flat | \$412,000 | 17 Dec 2024 |
|  49 Vincent St Daylesford | 3 | House | \$870,000 | 16 Dec 2024 |
|  49 Vincent St.N Daylesford | 3 | House | \$870,000 | 16 Dec 2024 |
|  51 Albert St Daylesford | 2 | House | \$300,000 | 11 Dec 2024 |
|  5 Trimble St Daylesford | 4 | House | \$1,575,000 | 27 Nov 2024 |
|  2 Stanbridge St Daylesford | 3 | House | \$655,000 | 21 Nov 2024 |
|  34 Grenville St Daylesford | 4 | House | \$825,000 | 12 Nov 2024 |
|  92 Lake Rd DAYLESFORD | 2 | House | \$600,000 | 11 Nov 2024 |

Sold Properties~

| Address | Bedrooms | Type | Price | Sold |
|---|----------|-------|-------------|-------------|
|  28 Stanley St Daylesford | 3 | House | \$740,000 | 08 Nov 2024 |
|  25 Queensberry St Daylesford | 3 | House | \$670,000 | 05 Nov 2024 |
|  7 Stanbridge St DAYLESFORD | 3 | House | \$820,000 | 05 Nov 2024 |
|  2/86 Duke St Daylesford | 2 | Unit | \$565,000 | 29 Oct 2024 |
|  8 Bridport St Daylesford | 3 | House | \$795,000 | 28 Oct 2024 |
|  23 Trimble St Daylesford | 1 | House | \$800,000 | 25 Oct 2024 |
|  32 Millar St Daylesford | 4 | House | \$1,100,000 | 24 Oct 2024 |
|  18 East St Daylesford | 2 | House | \$540,000 | 23 Oct 2024 |
|  45 Vincent St Daylesford | 4 | House | \$1,340,000 | 15 Oct 2024 |
|  350 Daylesford Trentham Rd Daylesford | 5 | House | \$770,000 | 15 Oct 2024 |
|  10 Vincent St Daylesford | 1 | House | \$880,000 | 14 Oct 2024 |
|  4 Candlebark Ct Daylesford | 4 | House | \$1,600,000 | 13 Oct 2024 |

Jellis Craig

Daylesford Office
5 Howe Street, Daylesford
03 9989 2525

jelliscraig.com.au

Data is current as of PDF generation date 01/04/2025

* Updated Quarterly for the past 12 months

^ Updated daily for the past quarter

~ Updated daily: 33 recent results.

This publication contains data, analytics, statistics and other information supplied by PROPERTYDATAONLINE PTY LTD (PropertyData). The data provided in this publication is of a general nature and should not be construed as specific advice or relied upon in lieu of appropriate professional advice.

PropertyData relies upon data supplied by third parties and while the data is checked and reviewed, PropertyData does not warrant the accuracy or completeness of the information to the full extent permitted by the law and excludes all loss or damage howsoever arising (including through negligence) in connection with the data supplied by PropertyData. The State of Victoria owns the copyright in the Property Sales Data and reproduction of that data in any way without the consent of the State of Victoria will constitute a breach of the Copyright Act 1968 (cth). The State of Victoria does not warrant the accuracy or completeness of the Property Sales Data and any person using or relying upon such information does so on the basis that the State of Victoria accepts no responsibility or liability whatsoever for any errors, faults, defects or omissions in the information supplied.