

JellisCraig

DAYLESFORD

Suburb Report

Know your neighbourhood.



DAYLESFORD SUBURB REPORT

Median House Price*

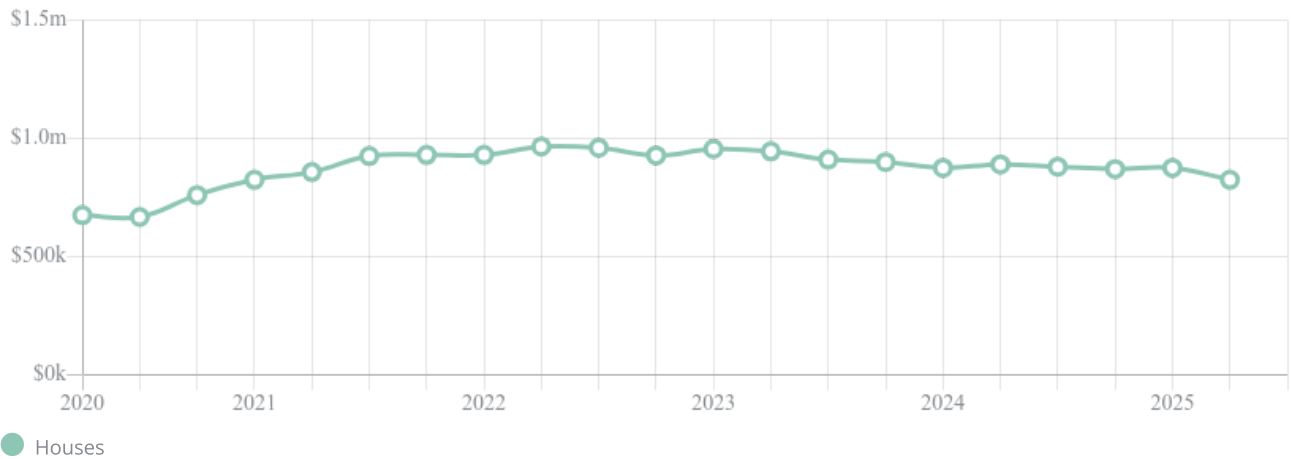
Median

\$825k

Quarterly Price Change

-5.71% ↓

Quarterly Price Change*



DAYLESFORD SUBURB REPORT

Median House Sale Price*



DAYLESFORD SUBURB REPORT

Sale Method^{*}

● Private 100%

Median Days on Market[^]

115 days

Average Hold Period^{*}

5.8 years

Dwelling Type[^]

● Houses 89% ● Units 11%

Ownership[^]

● Owned Outright 54% ● Mortgaged 29% ● Rented 18%

Population[^]

2,781

Median Asking Rent per week^{*}

\$530

Population Growth[^]

9.14%

Rental Yield^{*}

3.09%

Median Age[^]











55 years

Median Household Size[^]



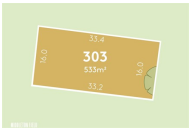







1.9 people

DAYLESFORD SUBURB REPORT











Discover a snapshot of the most recent results for this suburb, to view the full 12 months of sales history, please go to jellisicraig.com.au/suburbinsights

Address	Bedrooms	Type	Price	Sold
 74 Lake Rd Daylesford	2	House	\$567,000	07 Aug 2025
 2 Albert La Daylesford	3	House	\$770,000	01 Aug 2025
 69 Millar St Daylesford	3	House	\$975,000	29 Jul 2025
 33 Jamieson St Daylesford	2	House	\$505,000	24 Jul 2025
 4 North St Daylesford	3	House	\$1,020,000	15 Jul 2025
 56 Grenville St Daylesford	2	House	\$1,025,000	15 Jul 2025
 23 Tessiers Rd Daylesford	3	House	\$1,450,000	28 Jun 2025
 8 Stanley St Daylesford	3	House	\$655,000	05 Jun 2025
 4 Maxela Ct Daylesford	3	House	\$1,340,000	03 Jun 2025
 2861 Ballan Daylesford Rd Daylesford	4	House	\$1,700,000	28 May 2025

DAYLESFORD SUBURB REPORT

Address	Bedrooms	Type	Price	Sold
 22 Stanhope St Daylesford	2	House	\$705,000	22 May 2025
 1 Raymond St Daylesford	3	House	\$366,000	20 May 2025
 8 Irene St Daylesford	3	Land	\$385,000	09 May 2025
 56 West St Daylesford	2	House	\$640,000	06 May 2025
 14 Rising Star Rd Daylesford	4	House	\$450,000	03 May 2025
 1/42 Hepburn Rd Daylesford	1	Unit	\$405,000	03 May 2025
 13 Harts La Daylesford	2	House	\$430,000	30 Apr 2025
 17 West St Daylesford	3	House	\$2,000,000	29 Apr 2025
 23 Ingrow La Daylesford	4	House	\$1,470,000	12 Apr 2025
 38 Table Hill Rd Daylesford	3	House	\$1,025,000	09 Apr 2025

DAYLESFORD SUBURB REPORT

Address	Bedrooms	Type	Price	Sold
 4a Queensberry St Daylesford	3	House	\$1,320,000	09 Apr 2025
 80 Patterson St Daylesford	3	House	\$700,000	02 Apr 2025
 1 Sullivan St Daylesford	4	House	\$800,000	28 Mar 2025
 8 Tessiers Rd Daylesford	1	House	\$690,000	25 Mar 2025
 19 Central Springs Rd Daylesford	3	House	\$775,000	18 Mar 2025
 28 Perrins St DAYLESFORD	4	House	\$1,040,000	17 Mar 2025
 6 Wombat St Daylesford	2	House	\$960,000	17 Mar 2025
 3 Stanbridge St Daylesford	3	House	\$475,000	14 Mar 2025
 15 Queensberry St Daylesford	3	House	\$945,000	13 Mar 2025
 13 Smith St Daylesford	3	House	\$810,000	06 Mar 2025



Daylesford Office
5 Howe Street, Daylesford
03 9989 2525

jelliscraig.com.au

Data is current as of PDF generation date 10/08/2025

* Updated Quarterly for the past 12 months

^ Updated daily for the past quarter

~ Updated daily: 33 recent results.

This publication contains data, analytics, statistics and other information supplied by PROPERTYDATAONLINE PTY LTD (PropertyData). The data provided in this publication is of a general nature and should not be construed as specific advice or relied upon in lieu of appropriate professional advice.

PropertyData relies upon data supplied by third parties and while the data is checked and reviewed, PropertyData does not warrant the accuracy or completeness of the information to the full extent permitted by the law and excludes all loss or damage howsoever arising (including through negligence) in connection with the data supplied by PropertyData. The State of Victoria owns the copyright in the Property Sales Data and reproduction of that data in any way without the consent of the State of Victoria will constitute a breach of the Copyright Act 1968 (cth). The State of Victoria does not warrant the accuracy or completeness of the Property Sales Data and any person using or relying upon such information does so on the basis that the State of Victoria accepts no responsibility or liability whatsoever for any errors, faults, defects or omissions in the information supplied.