

## *Suburb Report*

Know your neighbourhood.



# Property Prices

## Median House Price\*

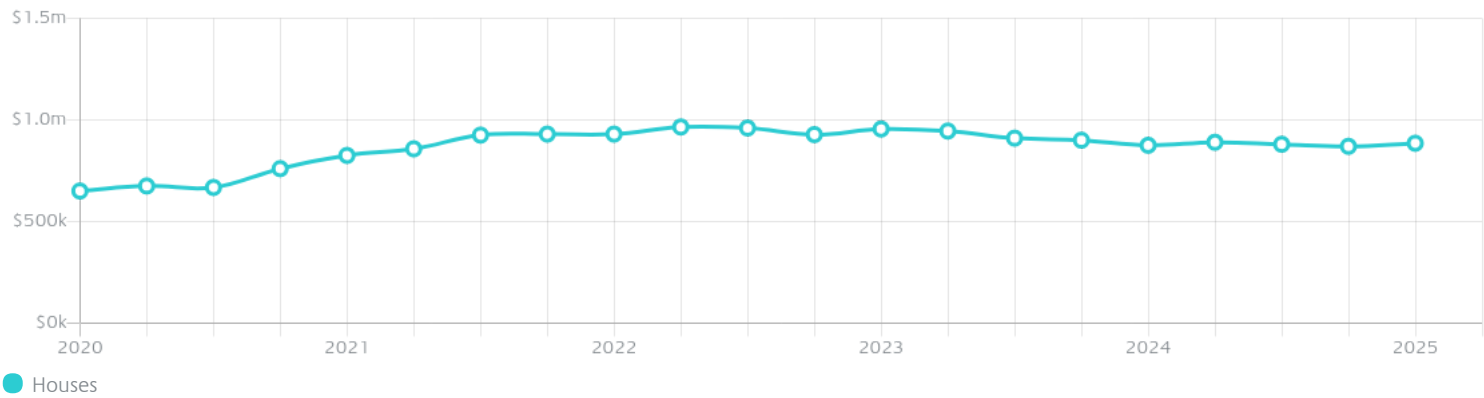
Median

\$885k

Quarterly Price Change

1.72% ↑

## Quarterly Price Change\*



# Surrounding Suburbs

---

## Median House Sale Price\*



# Sales Snapshot

## Sale Method<sup>\*</sup>



● Private 100%

## Median Days on Market<sup>^</sup>

105 days

## Average Hold Period<sup>\*</sup>

5.8 years

# Insights

## Dwelling Type<sup>^</sup>



● Houses 89% ● Units 11%

## Ownership<sup>^</sup>



● Owned Outright 54% ● Mortgaged 29% ● Rented 18%

## Population<sup>^</sup>

2,781

## Median Asking Rent per week<sup>\*</sup>

\$530

## Population Growth<sup>^</sup>

9.14%

## Rental Yield<sup>\*</sup>

3.09%

## Median Age<sup>^</sup>













55 years

## Median Household Size<sup>^</sup>













1.9 people

# Sold Properties~













Discover a snapshot of the most recent results for this suburb, to view the full 12 months of sales history, please go to [jellisraig.com.au/suburbinsights](https://jellisraig.com.au/suburbinsights)

Address	Bedrooms	Type	Price	Sold
 23 Ingrow La Daylesford	4	House	\$1,470,000	12 Apr 2025
 38 Table Hill Rd Daylesford	3	House	\$1,025,000	09 Apr 2025
 4a Queensberry St Daylesford	3	House	\$1,320,000	09 Apr 2025
 1 Sullivan St Daylesford	4	House	\$800,000	28 Mar 2025
 8 Tessiers Rd Daylesford	1	House	\$690,000	25 Mar 2025
 28 Perrins St DAYLESFORD	4	House	\$1,040,000	17 Mar 2025
 3 Stanbridge St Daylesford	3	House	\$475,000	14 Mar 2025
 15 Queensberry St Daylesford	3	House	\$945,000	13 Mar 2025
 13 Smith St Daylesford	3	House	\$810,000	06 Mar 2025
 84a East St Daylesford	3	House	\$820,000	27 Feb 2025
 22 Tipperary Springs Rd Daylesford	4	House	\$1,115,000	13 Feb 2025
 23/34 Smith St DAYLESFORD	2	Flat/Unit/Apartment	\$595,000	13 Feb 2025

# Sold Properties~

Address	Bedrooms	Type	Price	Sold
 4/34 Smith St Daylesford	3	Townhouse	\$630,000	11 Feb 2025
 2/1 Grenville St Daylesford	4	House	\$995,000	05 Feb 2025
 5 East St Daylesford	3	House	\$750,000	31 Jan 2025
 20 Stanley St Daylesford	3	House	\$560,000	28 Jan 2025
 17 Duke St Daylesford	3	House	\$2,100,000	15 Jan 2025
 98 Central Springs Rd DAYLESFORD	3	House	\$1,300,000	15 Jan 2025
 47 Perrins St Daylesford	2	House	\$1,400,000	13 Jan 2025
 2 Irene St Daylesford	3	House	\$355,000	02 Jan 2025
 76 West St Daylesford	2	House	\$500,000	21 Dec 2024
 121 Raglan St Daylesford	1	House	\$690,000	18 Dec 2024
 39 Vincent St Daylesford	7	House	\$616,000	18 Dec 2024
 88 Central Springs Rd Daylesford	3	House	\$750,000	17 Dec 2024

# Sold Properties~

Address	Bedrooms	Type	Price	Sold
 2/4 Elsbeth Ct DAYLESFORD	2	Strata Unit/Flat	\$412,000	17 Dec 2024
 49 Vincent St Daylesford	3	House	\$870,000	16 Dec 2024
 49 Vincent St.N Daylesford	3	House	\$870,000	16 Dec 2024
 5/32 King St Daylesford	2	House	\$1,005,000	05 Dec 2024
 5 Trimble St Daylesford	4	House	\$1,575,000	27 Nov 2024
 2 Stanbridge St Daylesford	3	House	\$655,000	21 Nov 2024
 34 Grenville St Daylesford	4	House	\$825,000	12 Nov 2024
 92 Lake Rd DAYLESFORD	2	House	\$600,000	11 Nov 2024
 28 Stanley St Daylesford	3	House	\$740,000	08 Nov 2024
 25 Queensberry St Daylesford	3	House	\$670,000	05 Nov 2024
 7 Stanbridge St DAYLESFORD	3	House	\$820,000	05 Nov 2024
 2/86 Duke St Daylesford	2	Unit	\$565,000	29 Oct 2024



Daylesford Office  
5 Howe Street, Daylesford  
03 9989 2525

[jelliscraig.com.au](http://jelliscraig.com.au)

Data is current as of PDF generation date 01/05/2025

\* Updated Quarterly for the past 12 months

^ Updated daily for the past quarter

~ Updated daily: 33 recent results.

This publication contains data, analytics, statistics and other information supplied by PROPERTYDATAONLINE PTY LTD (PropertyData). The data provided in this publication is of a general nature and should not be construed as specific advice or relied upon in lieu of appropriate professional advice.

PropertyData relies upon data supplied by third parties and while the data is checked and reviewed, PropertyData does not warrant the accuracy or completeness of the information to the full extent permitted by the law and excludes all loss or damage howsoever arising (including through negligence) in connection with the data supplied by PropertyData. The State of Victoria owns the copyright in the Property Sales Data and reproduction of that data in any way without the consent of the State of Victoria will constitute a breach of the Copyright Act 1968 (cth). The State of Victoria does not warrant the accuracy or completeness of the Property Sales Data and any person using or relying upon such information does so on the basis that the State of Victoria accepts no responsibility or liability whatsoever for any errors, faults, defects or omissions in the information supplied.