

## *Suburb Report*

Know your neighbourhood.



# Property Prices

## Median House Price\*

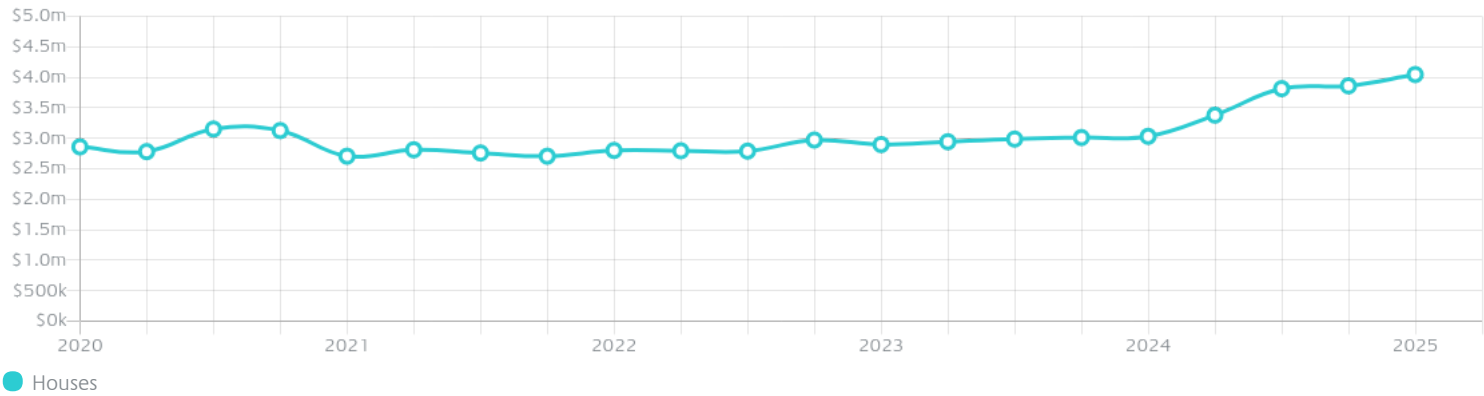
Median

\$4.04m

Quarterly Price Change

4.78% ↑

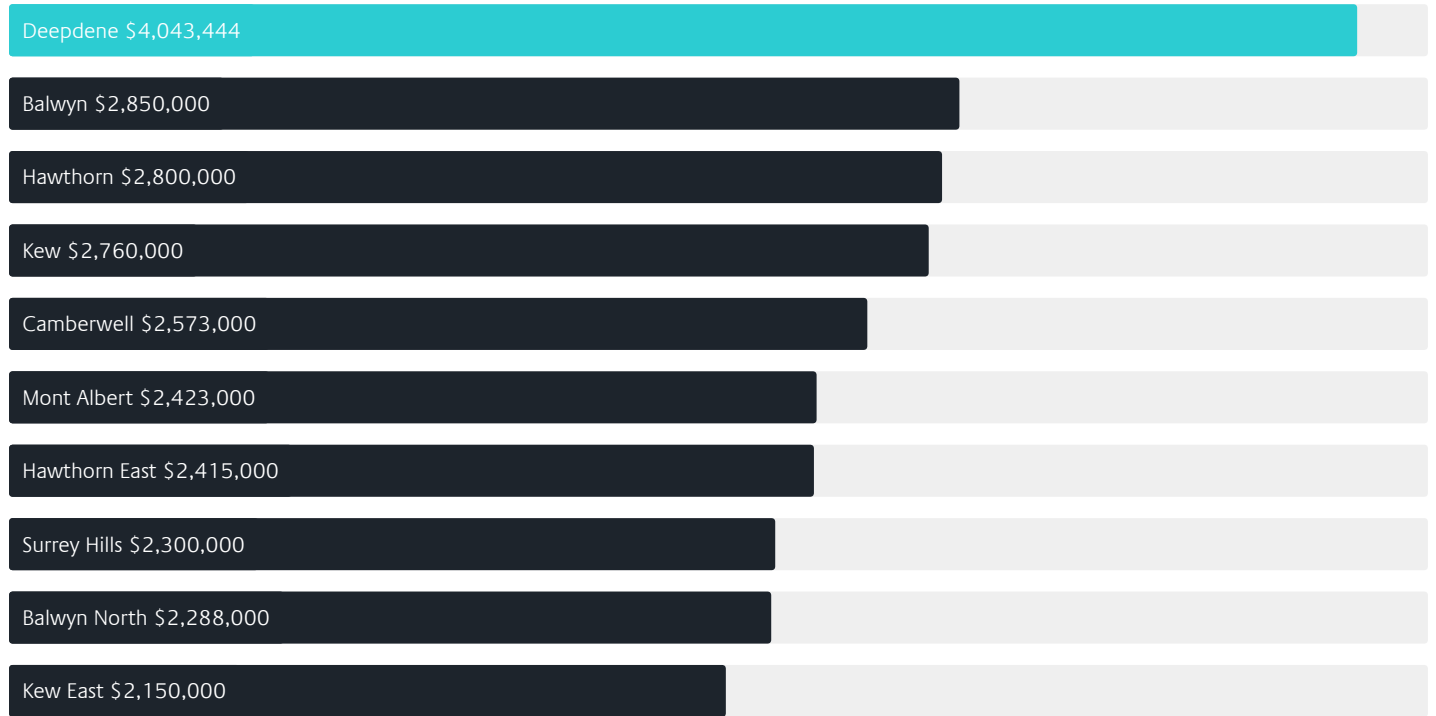
## Quarterly Price Change\*



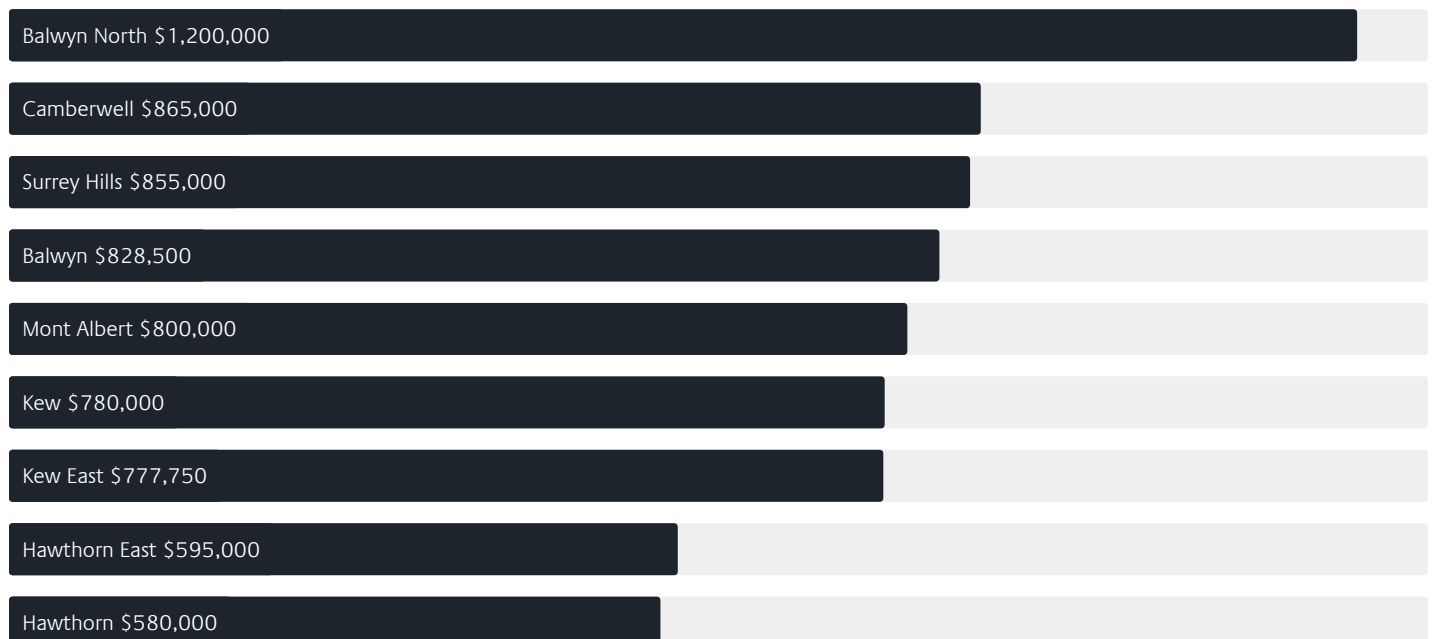
# Surrounding Suburbs

---

## Median House Sale Price\*



## Median Unit Sale Price\*



# Sales Snapshot

## Sale Method<sup>\*</sup>



● Auction 100%

## Auction Clearance Rate<sup>\*</sup>

75%

## Median Days on Market<sup>^</sup>

27 days

## Average Hold Period<sup>\*</sup>

7.2 years

# Insights

## Dwelling Type<sup>^</sup>



● Houses 67% ● Units 33%

## Ownership<sup>^</sup>



● Owned Outright 53% ● Mortgaged 29% ● Rented 18%

## Population<sup>^</sup>

2,101

## Median Asking Rent per week<sup>\*</sup>

\$790

## Population Growth<sup>^</sup>

3.24%

## Rental Yield<sup>\*</sup>

1.22%

## Median Age<sup>^</sup>













46 years

## Median Household Size<sup>^</sup>













2.6 people

# Sold Properties~












Discover a snapshot of the most recent results for this suburb, to view the full 12 months of sales history, please go to [jellisraig.com.au/suburbinsights](https://jellisraig.com.au/suburbinsights)

Address	Bedrooms	Type	Price	Sold
 1/15 Kitchener St DEEPDENE	3	Flat/Unit/Apartment	\$1,300,000	20 Mar 2025
 1/25 Barnsbury Rd Deepdene	2	Villa	\$807,000	01 Mar 2025
 2/31 Barnsbury Rd Deepdene	2	Apartment	\$590,000	08 Feb 2025
 9 Creswick St Deepdene	5	House	\$4,910,000	25 Dec 2024
 35 Kitchener St Deepdene	4	House	\$2,780,000	14 Dec 2024
 6 Whitehorse Rd Deepdene	4	House	\$1,760,000	05 Dec 2024
 17 Terry St Deepdene	6	House	\$3,460,000	03 Dec 2024
 50 Gordon St Deepdene	5	House	\$6,660,000	03 Dec 2024
 2/28 Abercrombie St Deepdene	3	Townhouse	\$1,701,000	23 Nov 2024
 11 Parkside Av DEEPDENE	4	House	\$4,228,000	23 Nov 2024
 1 Deepdene Rd Deepdene	4	House	\$4,310,000	22 Nov 2024
 156 Whitehorse Rd Deepdene	5	House	\$2,310,000	18 Nov 2024

# Sold Properties~

Address	Bedrooms	Type	Price	Sold
 7 Pretoria St Deepdene	5	House	\$2,940,000	16 Nov 2024
 924 Burke Rd Deepdene	5	House	\$5,770,000	29 Oct 2024
 12 May St Deepdene	5	House	\$4,650,000	24 Oct 2024
 1/5 Hardwicke St Deepdene	3	House	\$1,920,000	22 Oct 2024
 32 Gordon St Deepdene	4	House	\$3,039,000	14 Oct 2024
 6A Bennett St Deepdene	4	House	\$2,200,000	01 Oct 2024
 6 Bennett St Deepdene	4	House	\$2,203,000	21 Sep 2024
 5 Highton Gr Deepdene	4	House	\$4,275,000	21 Sep 2024
 1/34 May St Deepdene	5	Townhouse	\$2,300,000	17 Sep 2024
 11 Campbell Rd Deepdene	3	House	\$3,766,000	31 Aug 2024
 8 Belmont Av Deepdene	5	House	\$6,500,000	31 Aug 2024
 16 Deepdene Rd Deepdene	4	House	\$5,800,000	17 Aug 2024

# Sold Properties~

Address	Bedrooms	Type	Price	Sold
 3/4 Campbell Rd Deepdene	2	Unit	\$950,000	08 Aug 2024
 29 May St Deepdene	4	House	\$3,858,888	08 Jul 2024
 12/30 Barnsbury Rd Deepdene	2	Unit	\$1,077,000	29 Jun 2024
 7 May St Deepdene	4	House	\$3,400,000	18 Jun 2024
 7 Chatfield Av Deepdene	4	House	\$3,500,000	12 Jun 2024
 5/2 Dale St Deepdene	3	Unit	\$1,070,000	04 Jun 2024
 23 Abercrombie St Deepdene	3	House	\$2,570,000	24 May 2024
 38 Leonard St Deepdene	5	House	\$6,120,000	20 May 2024
 6 Meadow Gr Deepdene	4	House	\$4,400,000	18 May 2024
 21 Hardwicke St Deepdene	4	House	\$3,300,000	17 May 2024
 40 Terry St Deepdene	5	House	\$4,856,789	10 May 2024



Balwyn Office  
244A Whitehorse Rd, Balwyn  
03 9810 5000

[jelliscraig.com.au](http://jelliscraig.com.au)

Data is current as of PDF generation date 01/05/2025

\* Updated Quarterly for the past 12 months

^ Updated daily for the past quarter

~ Updated daily: 33 recent results.

This publication contains data, analytics, statistics and other information supplied by PROPERTYDATAONLINE PTY LTD (PropertyData). The data provided in this publication is of a general nature and should not be construed as specific advice or relied upon in lieu of appropriate professional advice.

PropertyData relies upon data supplied by third parties and while the data is checked and reviewed, PropertyData does not warrant the accuracy or completeness of the information to the full extent permitted by the law and excludes all loss or damage howsoever arising (including through negligence) in connection with the data supplied by PropertyData. The State of Victoria owns the copyright in the Property Sales Data and reproduction of that data in any way without the consent of the State of Victoria will constitute a breach of the Copyright Act 1968 (cth). The State of Victoria does not warrant the accuracy or completeness of the Property Sales Data and any person using or relying upon such information does so on the basis that the State of Victoria accepts no responsibility or liability whatsoever for any errors, faults, defects or omissions in the information supplied.