

Suburb Report

Know your neighbourhood.



Property Prices

Median House Price*

Median

\$1.14m

Quarterly Price Change

0.00% ↓

Median Unit Price*


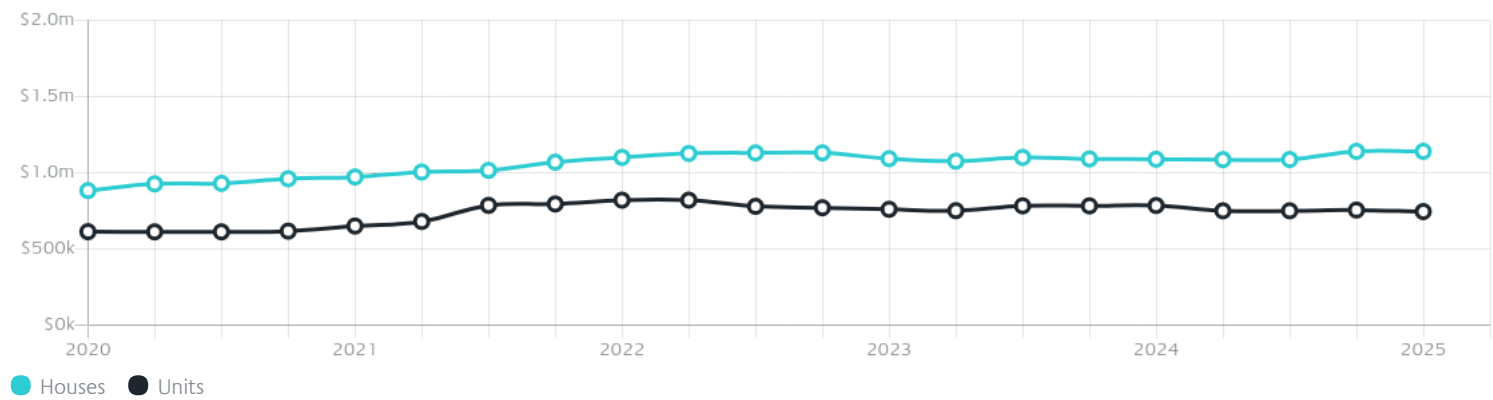
Median

\$745k

Quarterly Price Change

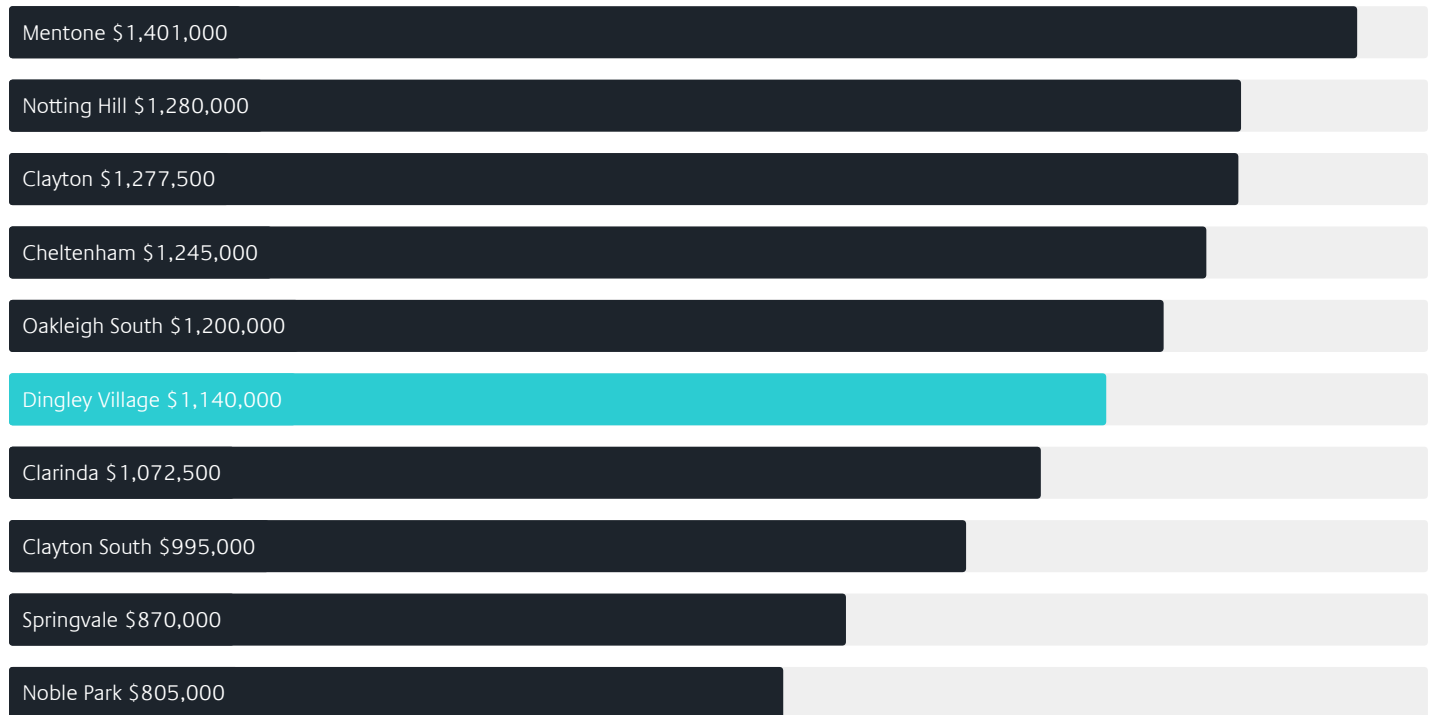
-1.32% ↓

Quarterly Price Change*



Surrounding Suburbs

Median House Sale Price*



Median Unit Sale Price*



Sales Snapshot

Sale Method^{*}



● Auction 73%
● Private 27%

Auction Clearance Rate^{*}

93.94%

Median Days on Market[^]

25 days

Average Hold Period^{*}

8.9 years

Insights

Dwelling Type[^]



● Houses 81% ● Units 19%

Ownership[^]



● Owned Outright 48% ● Mortgaged 43% ● Rented 8%

Population[^]

10,495

Median Asking Rent per week^{*}

\$650

Population Growth[^]

0

Rental Yield^{*}

3.12%

Median Age[^]













45 years

Median Household Size[^]













2.7 people

Sold Properties~













Discover a snapshot of the most recent results for this suburb, to view the full 12 months of sales history, please go to jellisraig.com.au/suburbinsights

Address	Bedrooms	Type	Price	Sold
 2 Jannali Dr Dingley Village	4	House	\$1,168,000	31 May 2025
 5-7 Golf Links Cr Dingley Village	3	House	\$1,198,000	24 May 2025
 8 Rainsford Ct Dingley Village	4	House	\$1,265,000	24 May 2025
 7 Golfwood Cl Dingley Village	4	House	\$1,740,000	24 May 2025
 62 Howard Rd Dingley Village	4	House	\$1,035,000	24 May 2025
 2 Campbell Gr Dingley Village	3	House	\$905,000	10 May 2025
 6 Gail Ct Dingley Village	4	House	\$1,231,000	10 May 2025
 6 Anita Av Dingley Village	3	House	\$962,000	03 May 2025
 23 Campbell Gr Dingley Village	4	House	\$1,218,000	03 May 2025
 3 Manuela Ct Dingley Village	5	House	\$1,330,000	03 May 2025
 1 / 2-4 Greenview Cl Dingley Village	3	Unit	\$850,000	29 Apr 2025
 18 Campbell Gr Dingley Village	4	House	\$1,285,000	26 Apr 2025

Sold Properties~

Address	Bedrooms	Type	Price	Sold
 20 Albert Pl Dingley Village	3	House	\$882,000	23 Apr 2025
 10 Bardoel Ct Dingley Village	5	Townhouse	\$1,100,000	17 Apr 2025
 33 Campbell Gr Dingley Village	4	House	\$1,440,000	12 Apr 2025
 37 Jacks Av Dingley Village	4	House	\$1,155,000	12 Apr 2025
 355 Spring Rd Dingley Village	4	House	\$1,335,000	12 Apr 2025
 3/3-5 McClure Rd Dingley Village	2	Unit	\$695,000	09 Apr 2025
 2 Mungari St Dingley Village	4	House	\$1,055,000	05 Apr 2025
 4 Shepherd Ct Dingley Village	3	House	\$1,150,000	04 Apr 2025
 1/2 Fernhill Dr Dingley Village	3	House	\$1,010,000	01 Apr 2025
 3/30 Kingston Dr Dingley Village	3	Flat/Unit/Apartment	\$710,000	01 Apr 2025
 2 Rudolf Ct Dingley Village	3	House	\$1,370,000	29 Mar 2025
 1/21 Howard Rd Dingley Village	5	Townhouse	\$1,080,000	29 Mar 2025

Sold Properties~

Address	Bedrooms	Type	Price	Sold
 45 Rhoda St Dingley Village	3	House	\$1,100,000	25 Mar 2025
 8 Shoal Ct Dingley Village	2	Unit	\$670,000	23 Mar 2025
 18 Howard Rd Dingley Village	4	House	\$933,000	22 Mar 2025
 1 / 23 Emery Dr Dingley Village	3	Townhouse	\$1,027,000	19 Mar 2025
 83 Howard Rd Dingley Village	4	House	\$1,150,000	15 Mar 2025
 6 / 1 Johanna Ct Dingley Village	2	House	\$760,000	11 Mar 2025
 9 Jolimont Pl Dingley Village	4	House	\$1,280,000	11 Mar 2025
 65 McClure Rd Dingley Village	2	House	\$1,325,000	08 Mar 2025
 1 Pankina Ct Dingley Village	4	House	\$1,150,000	05 Mar 2025
 14 Glenway Dr Dingley Village	3	House	\$925,000	01 Mar 2025
 9 Julius Av Dingley Village	5	House	\$2,200,000	01 Mar 2025
 14 Locksley Cl Dingley Village	4	House	\$965,000	01 Mar 2025



Mentone Office
99a Balcombe Road, Mentone
(03) 9585 5667

jelliscraig.com.au

Data is current as of PDF generation date 01/06/2025

* Updated Quarterly for the past 12 months

^ Updated daily for the past quarter

~ Updated daily: 33 recent results.

This publication contains data, analytics, statistics and other information supplied by PROPERTYDATAONLINE PTY LTD (PropertyData). The data provided in this publication is of a general nature and should not be construed as specific advice or relied upon in lieu of appropriate professional advice.

PropertyData relies upon data supplied by third parties and while the data is checked and reviewed, PropertyData does not warrant the accuracy or completeness of the information to the full extent permitted by the law and excludes all loss or damage howsoever arising (including through negligence) in connection with the data supplied by PropertyData. The State of Victoria owns the copyright in the Property Sales Data and reproduction of that data in any way without the consent of the State of Victoria will constitute a breach of the Copyright Act 1968 (cth). The State of Victoria does not warrant the accuracy or completeness of the Property Sales Data and any person using or relying upon such information does so on the basis that the State of Victoria accepts no responsibility or liability whatsoever for any errors, faults, defects or omissions in the information supplied.