

Suburb Report

Know your neighbourhood.



Property Prices

Median House Price*

Median

\$1.14m

Quarterly Price Change

4.92% ↑

Median Unit Price*

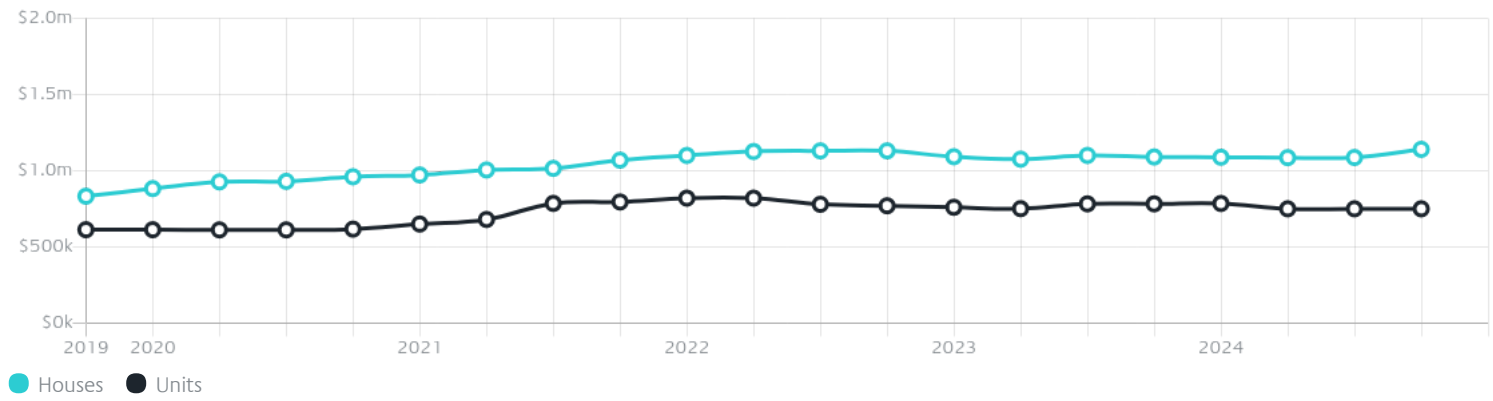
Median

\$750k

Quarterly Price Change

0.00% ↓

Quarterly Price Change*




Surrounding Suburbs

Median House Sale Price*



Median Unit Sale Price*



Sales Snapshot

Sale Method^{*}



● Auction 74%
● Private 26%

Auction Clearance Rate^{*}

84.62%

Median Days on Market[^]

25 days

Average Hold Period^{*}

8.9 years

Insights

Dwelling Type[^]



● Houses 81% ● Units 19%

Ownership[^]



● Owned Outright 48% ● Mortgaged 43% ● Rented 8%

Population[^]

10,495

Median Asking Rent per week^{*}

\$650

Population Growth[^]

0

Rental Yield^{*}

3.12%

Median Age[^]













45 years

Median Household Size[^]













2.7 people

Sold Properties~













Discover a snapshot of the most recent results for this suburb, to view the full 12 months of sales history, please go to jellisraig.com.au/suburbinsights

Address	Bedrooms	Type	Price	Sold
 47 Wheatland Cr Dingley Village	5	House	\$1,280,000	22 Feb 2025
 18 Greenwoods Cl Dingley Village	4	House	\$980,000	22 Feb 2025
 45a Centre Dandenong Rd Dingley Village	3	House	\$1,055,000	19 Feb 2025
 22 Pickworth Dr Dingley Village	3	House	\$1,180,000	15 Feb 2025
 12 Shoal Ct Dingley Village	2	Unit	\$695,000	12 Feb 2025
 11 Willow Glen Ct Dingley Village	3	House	\$900,000	08 Feb 2025
 12b Rhoda St Dingley Village	2	Townhouse	\$700,000	06 Feb 2025
 30 Jacks Av Dingley Village	4	House	\$1,008,000	05 Feb 2025
 5 Harley St Dingley Village	4	House	\$925,000	29 Jan 2025
 9/119-121 Centre Dandenong Rd Dingley Village	2	Unit	\$680,000	21 Jan 2025
 3 Cormorant Pl Dingley Village	2	House	\$525,574	14 Jan 2025
 18 Shelford Gr Dingley Village	3	House	\$1,025,000	30 Dec 2024

Sold Properties~

Address	Bedrooms	Type	Price	Sold
 1 Botany Ct Dingley Village	3	House	\$1,150,000	23 Dec 2024
 23 Jacks Av Dingley Village	3	House	\$900,000	19 Dec 2024
 8/53 Tootal Rd Dingley Village	3	Townhouse	\$950,000	14 Dec 2024
 4 Nambrok Cl Dingley Village	4	House	\$1,105,000	14 Dec 2024
 7/4a Campbell Gr Dingley Village	2	Unit	\$628,250	14 Dec 2024
 3/14 Marcus Rd Dingley Village	2	Unit	\$732,500	14 Dec 2024
 46 Rhoda St Dingley Village	4	House	\$1,140,000	14 Dec 2024
 2/77 Centre Dandenong Rd Dingley Village	2	Unit	\$680,000	14 Dec 2024
 33 Jolimont Pl Dingley Village	5	House	\$1,520,000	10 Dec 2024
 1/14-16 Kingston Dr Dingley Village	2	Unit	\$690,000	10 Dec 2024
 6/53 Tootal Rd Dingley Village	3	Townhouse	\$897,000	07 Dec 2024
 25 Sharrock Dr Dingley Village	3	House	\$840,000	03 Dec 2024

Sold Properties~

Address	Bedrooms	Type	Price	Sold
 1 Cremorne Ct Dingley Village	3	House	\$855,000	03 Dec 2024
 68 Village Dr Dingley Village	3	House	\$937,000	02 Dec 2024
 12 Cardinal Ct Dingley Village	5	House	\$1,350,000	30 Nov 2024
 18 Lord Av Dingley Village	4	House	\$1,340,000	30 Nov 2024
 25 Willow Glen Ct Dingley Village	4	House	\$961,000	30 Nov 2024
 39 Higgins Cl Dingley Village	7	House	\$2,400,000	29 Nov 2024
 363 Spring Rd Dingley Village	5	House	\$1,675,000	25 Nov 2024
 42 Kingston Dr Dingley Village	3	Townhouse	\$832,500	23 Nov 2024
 10 McClure Rd Dingley Village	4	House	\$1,068,000	23 Nov 2024
 18 Mcardle St Dingley Village	4	House	\$1,020,000	23 Nov 2024
 13a Forest Park Rd Dingley Village	4	House	\$1,151,000	21 Nov 2024
 36 Jolimont Pl Dingley Village	5	House	\$1,825,000	18 Nov 2024



Mentone Office
99a Balcombe Road, Mentone
(03) 9585 5667

jelliscraig.com.au

Data is current as of PDF generation date 01/03/2025

* Updated Quarterly for the past 12 months

^ Updated daily for the past quarter

~ Updated daily: 33 recent results.

This publication contains data, analytics, statistics and other information supplied by PROPERTYDATAONLINE PTY LTD (PropertyData). The data provided in this publication is of a general nature and should not be construed as specific advice or relied upon in lieu of appropriate professional advice.

PropertyData relies upon data supplied by third parties and while the data is checked and reviewed, PropertyData does not warrant the accuracy or completeness of the information to the full extent permitted by the law and excludes all loss or damage howsoever arising (including through negligence) in connection with the data supplied by PropertyData. The State of Victoria owns the copyright in the Property Sales Data and reproduction of that data in any way without the consent of the State of Victoria will constitute a breach of the Copyright Act 1968 (cth). The State of Victoria does not warrant the accuracy or completeness of the Property Sales Data and any person using or relying upon such information does so on the basis that the State of Victoria accepts no responsibility or liability whatsoever for any errors, faults, defects or omissions in the information supplied.