

JellisCraig

DONCASTER EAST

Suburb Report

Know your neighbourhood.



DONCASTER EAST SUBURB REPORT

Median House Price*

Median

\$1.57m

Quarterly Price Change

-1.19% ↓

Median Unit Price*

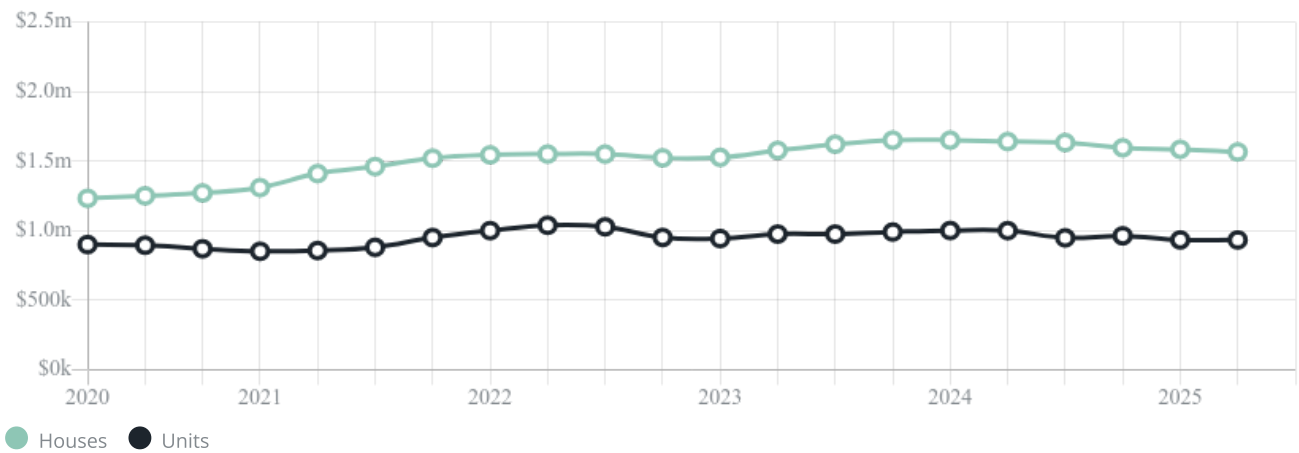
Median

\$933k

Quarterly Price Change


0.00% ↓

Quarterly Price Change*



DONCASTER EAST SUBURB REPORT

Median House Sale Price*



Median Unit Sale Price*



DONCASTER EAST SUBURB REPORT

Sale Method*



Auction Clearance Rate*

81.25%

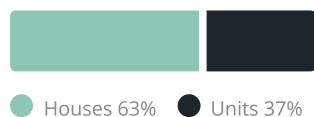
Median Days on Market^

26 days

Average Hold Period*

6.8 years

Dwelling Type^



Ownership^



Population^

30,926

Median Asking Rent per week*

\$750

Population Growth^

9.05%

Rental Yield*

2.24%

Median Age^











41 years

Median Household Size^











2.7 people

DONCASTER EAST SUBURB REPORT











Discover a snapshot of the most recent results for this suburb, to view the full 12 months of sales history, please go to jellisraig.com.au/suburbinsights

Address	Bedrooms	Type	Price	Sold
 4/6 Woorarra Av Doncaster East	2	Unit	\$721,000	26 Jul 2025
 1 Zerbe Av Doncaster East	5	House	\$2,051,000	26 Jul 2025
 14 Buvelot Wynd Doncaster East	4	House	\$1,600,000	26 Jul 2025
 2/8 Mantell St Doncaster East	3	Unit	\$1,020,000	19 Jul 2025
 15 Towong Ct Doncaster East	4	House	\$2,018,000	19 Jul 2025
 7 Abelia St Doncaster East	4	House	\$1,642,000	19 Jul 2025
 12 Viewmont Ct Doncaster East	4	House	\$1,590,000	19 Jul 2025
 1/17 Devon Dr Doncaster East	3	Unit	\$1,220,000	16 Jul 2025
 13 Leawarra Cr Doncaster East	4	House	\$1,725,000	12 Jul 2025
 313/7 Red Hill Tce Doncaster East	1	Apartment	\$380,000	09 Jul 2025

DONCASTER EAST SUBURB REPORT

Address	Bedrooms	Type	Price	Sold
 4/111 Beverley St Doncaster East	3	Townhouse	\$1,130,888	07 Jul 2025
 5 Sherbrooke Ct Doncaster East	4	House	\$1,023,000	05 Jul 2025
 212/1 Red Hill Tce Doncaster East	3	Apartment	\$750,000	05 Jul 2025
 2/3 Lord St Doncaster East	4	Townhouse	\$1,020,000	05 Jul 2025
 2a Turnstone St Doncaster East	3	Townhouse	\$1,317,000	05 Jul 2025
 1/16 May St Doncaster East	3	Unit	\$1,182,000	05 Jul 2025
 4/13 May St Doncaster East	4	Townhouse	\$1,000,660	05 Jul 2025
 22A Baratta St Doncaster East	3	House	\$1,485,000	04 Jul 2025
 27 Ashton Rise Doncaster East	4	House	\$1,400,000	30 Jun 2025
 72 Leeds St Doncaster East	4	House	\$1,480,000	28 Jun 2025

DONCASTER EAST SUBURB REPORT

Address	Bedrooms	Type	Price	Sold
 2 Amelia Cr Doncaster East	4	House	\$1,770,000	28 Jun 2025
 16 Gaudion Rd Doncaster East	4	House	\$1,683,500	28 Jun 2025
 105/1058 Doncaster Rd Doncaster East	2	Apartment	\$599,000	27 Jun 2025
 85 Rosella St Doncaster East	4	House	\$1,520,000	25 Jun 2025
 3/17 Fernlea Cr Doncaster East	5	Flat/Unit/Apartment	\$1,000,000	24 Jun 2025
 222/3 Mitchell St Doncaster East	2	Flat/Unit/Apartment	\$625,000	24 Jun 2025
 18 Crofton Tce Doncaster East	4	House	\$1,350,000	22 Jun 2025
 6a Avocet St Doncaster East	4	House	\$1,595,000	21 Jun 2025
 4 Towong Ct Doncaster East	3	House	\$1,493,000	21 Jun 2025
 42 Morna Rd Doncaster East	3	House	\$1,820,000	21 Jun 2025



Doncaster Office
Level 1/1006 Doncaster Road, Doncaster
03 8841 4888

jellisraig.com.au

Data is current as of PDF generation date 01/08/2025

* Updated Quarterly for the past 12 months
^ Updated daily for the past quarter
~ Updated daily: 33 recent results.

This publication contains data, analytics, statistics and other information supplied by PROPERTYDATAONLINE PTY LTD (PropertyData). The data provided in this publication is of a general nature and should not be construed as specific advice or relied upon in lieu of appropriate professional advice.

PropertyData relies upon data supplied by third parties and while the data is checked and reviewed, PropertyData does not warrant the accuracy or completeness of the information to the full extent permitted by the law and excludes all loss or damage howsoever arising (including through negligence) in connection with the data supplied by PropertyData. The State of Victoria owns the copyright in the Property Sales Data and reproduction of that data in any way without the consent of the State of Victoria will constitute a breach of the Copyright Act 1968 (cth). The State of Victoria does not warrant the accuracy or completeness of the Property Sales Data and any person using or relying upon such information does so on the basis that the State of Victoria accepts no responsibility or liability whatsoever for any errors, faults, defects or omissions in the information supplied.