

# JellisCraig

DONCASTER EAST

# Suburb Report

Know your neighbourhood.



DONCASTER EAST SUBURB REPORT

Median House Price\*

Median

\$1.57m

Quarterly Price Change

-1.19% ↓

Median Unit Price\*

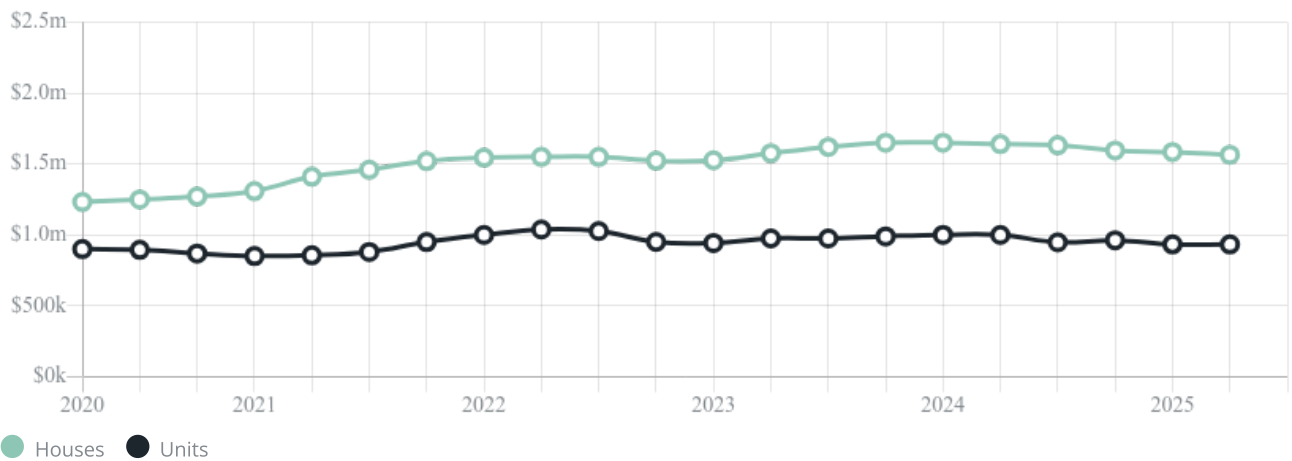
Median

\$933k

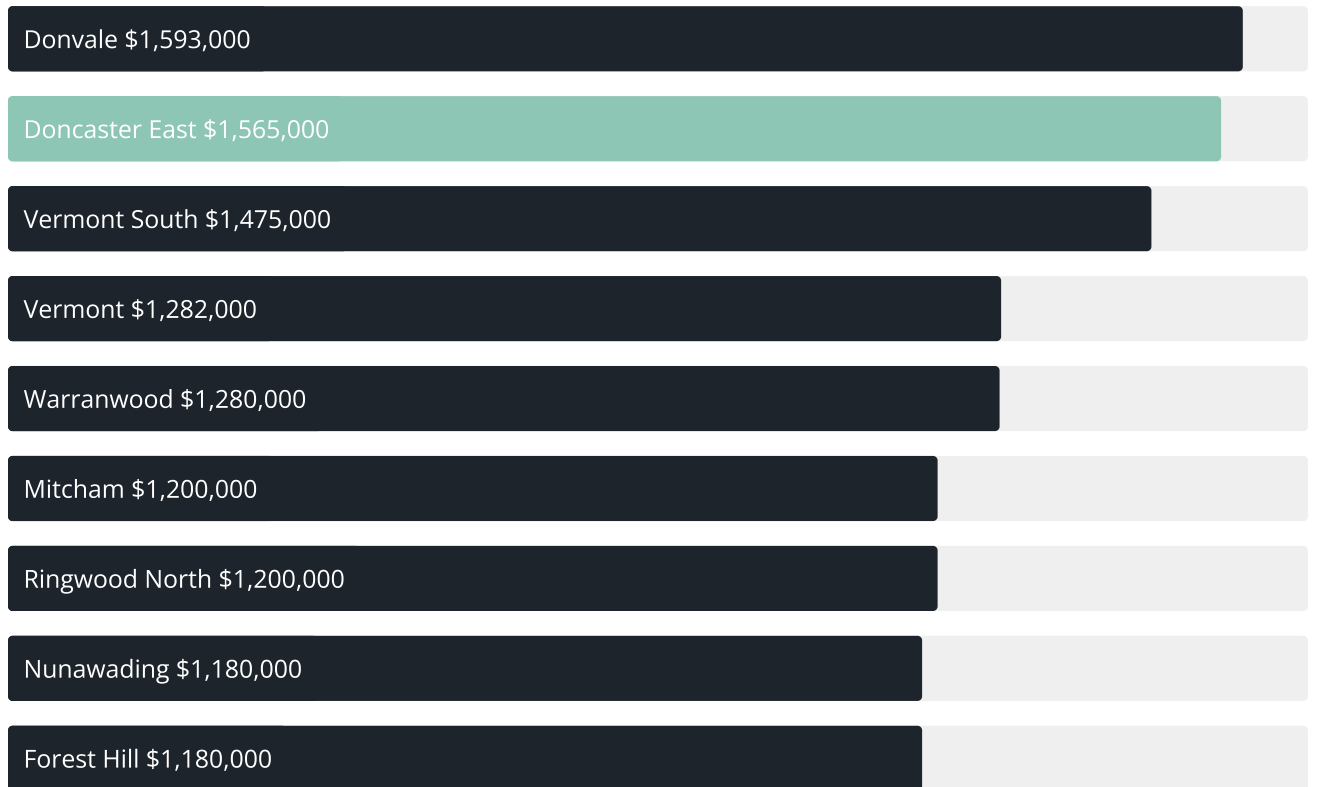
Quarterly Price Change

0.00% ↓

Quarterly Price Change\*



## DONCASTER EAST SUBURB REPORT

Median House Sale Price<sup>\*</sup>Median Unit Sale Price<sup>\*</sup>

## DONCASTER EAST SUBURB REPORT

## Sale Method\*



● Auction 70%  
● Private 30%

## Auction Clearance Rate\*

82.61%

## Median Days on Market^

26 days

## Average Hold Period\*

6.8 years

## Dwelling Type^



● Houses 63% ● Units 37%

## Ownership^



● Owned Outright 45% ● Mortgaged 34% ● Rented 21%

## Population^

30,926

## Median Asking Rent per week\*

\$750

## Population Growth^

9.05%

## Rental Yield\*

2.24%

## Median Age^











41 years

## Median Household Size^











2.7 people

## DONCASTER EAST SUBURB REPORT











Discover a snapshot of the most recent results for this suburb, to view the full 12 months of sales history, please go to [jellisraig.com.au/suburbinsights](https://jellisraig.com.au/suburbinsights)

Address	Bedrooms	Type	Price	Sold
 3/93 St Clems Rd Doncaster East	3	Townhouse	\$1,368,000	25 Sep 2025
 75 Bellevue Av Doncaster East	4	House	\$1,779,000	21 Sep 2025
 56 Maggs St Doncaster East	3	House	\$1,351,000	20 Sep 2025
 91 Beverley St Doncaster East	5	House	\$3,250,000	20 Sep 2025
 21 Telopea Av Doncaster East	5	House	\$1,731,000	20 Sep 2025
 13 Happy Valley Ct Doncaster East	5	House	\$1,535,000	20 Sep 2025
 48 Landscape Dr Doncaster East	4	House	\$1,517,000	20 Sep 2025
 28/885-889 Doncaster Rd Doncaster East	1	Apartment	\$405,000	20 Sep 2025
 56 Bowen Rd Doncaster East	3	House	\$1,127,000	19 Sep 2025
 15 Murphy Rd Doncaster East	3	House	\$1,350,000	15 Sep 2025

## DONCASTER EAST SUBURB REPORT

Address	Bedrooms	Type	Price	Sold
 8 Mowbray Ct DONCASTER EAST	4	House	\$1,700,000	13 Sep 2025
 2 Darren Rise Doncaster East	4	House	\$1,640,000	13 Sep 2025
 2/22 Amdura Rd Doncaster East	4	Townhouse	\$1,255,000	13 Sep 2025
 11 Beresford Cl Doncaster East	5	House	\$1,775,000	13 Sep 2025
 1/3 Elizabeth St Doncaster East	3	Townhouse	\$1,410,000	13 Sep 2025
 10/17 Fullwood Pde Doncaster East	2	Unit	\$790,000	13 Sep 2025
 18/863 Doncaster Rd Doncaster East	2	Apartment	\$575,000	09 Sep 2025
 10/51 Talford St Doncaster East	2	Apartment	\$530,000	09 Sep 2025
 2/2 Randell Ct Doncaster East	4	House	\$1,550,000	09 Sep 2025
 22a Ross St Doncaster East	3	Townhouse	\$1,415,000	06 Sep 2025

## DONCASTER EAST SUBURB REPORT

Address	Bedrooms	Type	Price	Sold
 3 Ridley Ct Doncaster East	6	House	\$1,598,000	06 Sep 2025
 15 Owens St Doncaster East	4	House	\$1,506,000	06 Sep 2025
 19a Meryl St Doncaster East	4	House	\$1,915,000	06 Sep 2025
 17 Monomeath Cl Doncaster East	4	House	\$2,300,000	06 Sep 2025
 364 Serpells Rd Doncaster East	4	House	\$1,735,000	06 Sep 2025
 1/2 Boronia Gr Doncaster East	4	Townhouse	\$1,340,000	06 Sep 2025
 8/919 Doncaster Rd Doncaster East	2	Apartment	\$568,000	05 Sep 2025
 4 Dobell Pl Doncaster East	4	House	\$1,550,000	03 Sep 2025
 5/1 Leeds St Doncaster East	2	Unit	\$772,000	30 Aug 2025
 6 Tracey St Doncaster East	4	House	\$1,791,000	30 Aug 2025



Doncaster Office  
Level 1/1006 Doncaster Road, Doncaster  
03 8841 4888

[jellisraig.com.au](http://jellisraig.com.au)

Data is current as of PDF generation date 01/10/2025

\* Updated Quarterly for the past 12 months

^ Updated daily for the past quarter

~ Updated daily: 33 recent results.

This publication contains data, analytics, statistics and other information supplied by PROPERTYDATAONLINE PTY LTD (PropertyData). The data provided in this publication is of a general nature and should not be construed as specific advice or relied upon in lieu of appropriate professional advice.

PropertyData relies upon data supplied by third parties and while the data is checked and reviewed, PropertyData does not warrant the accuracy or completeness of the information to the full extent permitted by the law and excludes all loss or damage howsoever arising (including through negligence) in connection with the data supplied by PropertyData. The State of Victoria owns the copyright in the Property Sales Data and reproduction of that data in any way without the consent of the State of Victoria will constitute a breach of the Copyright Act 1968 (cth). The State of Victoria does not warrant the accuracy or completeness of the Property Sales Data and any person using or relying upon such information does so on the basis that the State of Victoria accepts no responsibility or liability whatsoever for any errors, faults, defects or omissions in the information supplied.