

JellisCraig

DONCASTER EAST

Suburb Report

Know your neighbourhood.



DONCASTER EAST SUBURB REPORT

Median House Price*

Median

\$1.57m

Quarterly Price Change

-1.19% ↓

Median Unit Price*

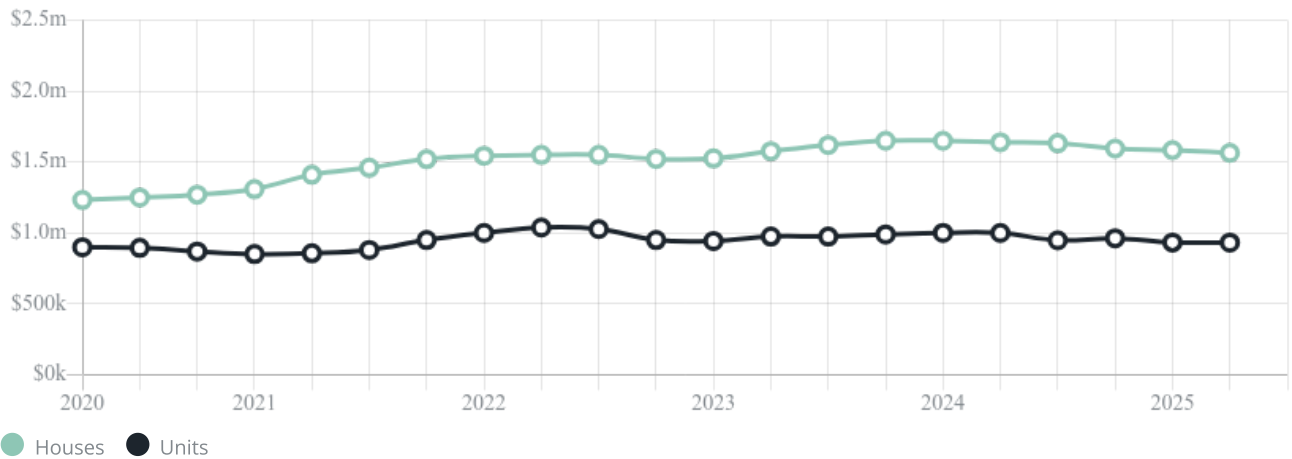
Median

\$933k

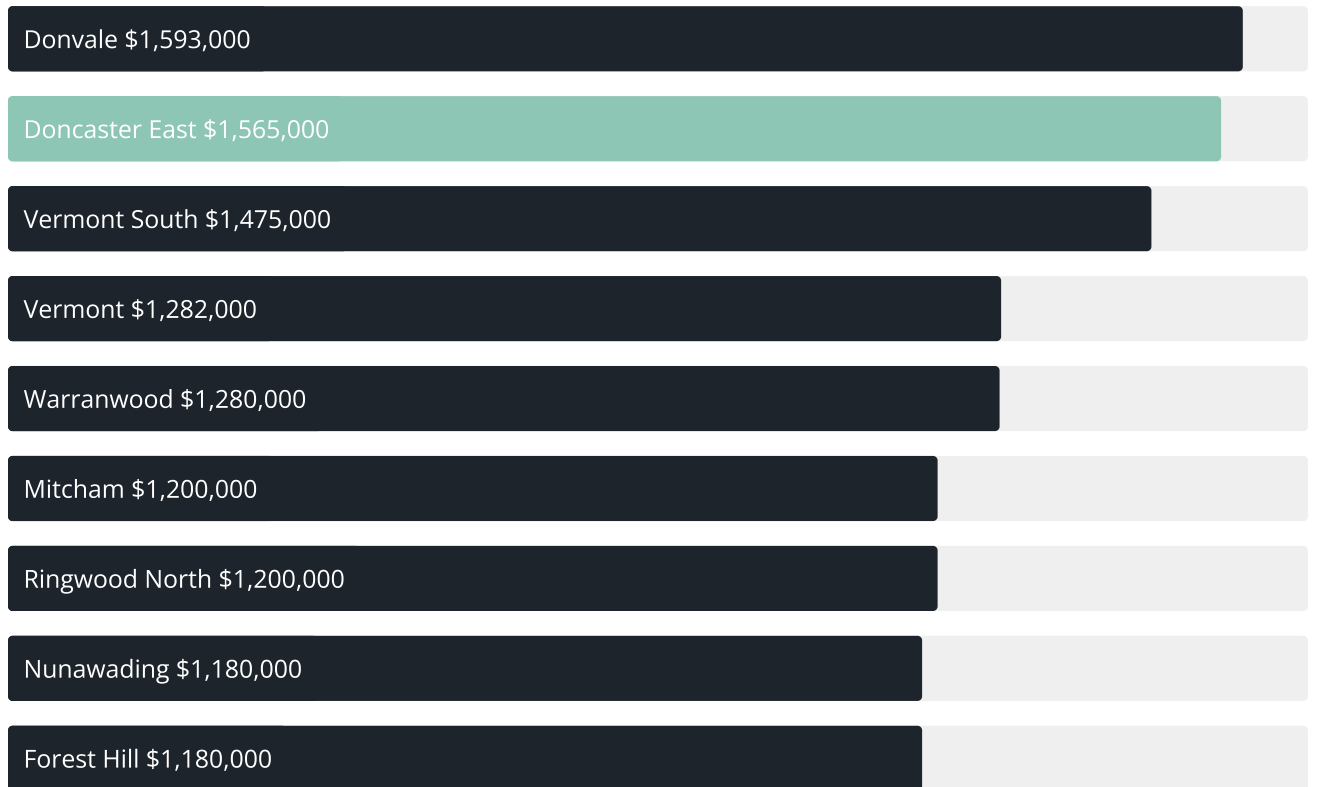
Quarterly Price Change

0.00% ↓

Quarterly Price Change*



DONCASTER EAST SUBURB REPORT

Median House Sale Price^{*}Median Unit Sale Price^{*}

DONCASTER EAST SUBURB REPORT

Sale Method^{*}Auction Clearance Rate^{*}

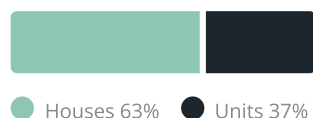
80.61%

Median Days on Market[^]

26 days

Average Hold Period^{*}

6.8 years

Dwelling Type[^]Ownership[^]Population[^]

30,926

Median Asking Rent per week^{*}

\$750

Population Growth[^]

9.05%

Rental Yield^{*}

2.24%

Median Age[^]











41 years

Median Household Size[^]











2.7 people

DONCASTER EAST SUBURB REPORT











Discover a snapshot of the most recent results for this suburb, to view the full 12 months of sales history, please go to jellisraig.com.au/suburbinsights

Address	Bedrooms	Type	Price	Sold
 5/1 Leeds St Doncaster East	2	Unit	\$772,000	30 Aug 2025
 6 Tracey St Doncaster East	4	House	\$1,791,000	30 Aug 2025
 34 Jocelyn Ct Doncaster East	3	House	\$1,530,500	30 Aug 2025
 14a INGLEWOOD CI Doncaster East	4	House	\$1,798,000	30 Aug 2025
 17 Loxley Ct Doncaster East	4	House	\$1,520,000	30 Aug 2025
 15 Maldon Cr Doncaster East	3	House	\$1,716,000	30 Aug 2025
 7 Catherine Av Doncaster East	7	House	\$1,742,800	25 Aug 2025
 8 Chestnut Ct Doncaster East	5	House	\$1,920,000	23 Aug 2025
 1/7 Tolstoy Ct Doncaster East	4	Townhouse	\$1,430,000	23 Aug 2025
 39a Ross St Doncaster East	4	House	\$1,430,000	23 Aug 2025

DONCASTER EAST SUBURB REPORT

Address	Bedrooms	Type	Price	Sold
 11 Ellin St DONCASTER EAST	4	House	\$2,350,000	23 Aug 2025
 12 Windermere Av Doncaster East	3	House	\$1,689,000	23 Aug 2025
 1/5 Lowe Ct Doncaster East	4	Townhouse	\$1,263,888	23 Aug 2025
 31 Cassowary St Doncaster East	3	House	\$1,610,000	23 Aug 2025
 3/1 Banool Qdrnt Doncaster East	3	Townhouse	\$953,000	20 Aug 2025
 8 Treevalley Dr Doncaster East	5	House	\$2,260,000	16 Aug 2025
 16 Meryl St DONCASTER EAST	3	Land	\$1,590,000	16 Aug 2025
 10 Ashton Rise Doncaster East	4	House	\$1,700,000	13 Aug 2025
 12 Peppermint Ct Doncaster East	4	House	\$2,755,000	09 Aug 2025
 18a Greendale Rd Doncaster East	4	House	\$2,290,000	09 Aug 2025

DONCASTER EAST SUBURB REPORT

Address	Bedrooms	Type	Price	Sold
 2 Moore Dr Doncaster East	5	House	\$1,660,000	09 Aug 2025
 4/945 Doncaster Rd Doncaster East	2	Townhouse	\$680,000	09 Aug 2025
 8 Koala Ct Doncaster East	4	House	\$2,795,000	08 Aug 2025
 5 St James Ct Doncaster East	5	House	\$1,780,000	04 Aug 2025
 2 Crellin St Doncaster East	5	House	\$1,400,000	04 Aug 2025
 1 Silvana Ct Doncaster East	4	House	\$1,342,000	02 Aug 2025
 107/200 Reynolds Rd Doncaster East	1	Apartment	\$350,000	02 Aug 2025
 6/1091 Doncaster Rd Doncaster East	2	Apartment	\$540,000	02 Aug 2025
 4/3 Lord St Doncaster East	4	Flat/Unit/Apartment	\$1,088,000	02 Aug 2025
 25 Tidcombe Cr Doncaster East	4	House	\$1,552,000	02 Aug 2025



Doncaster Office
Level 1/1006 Doncaster Road, Doncaster
03 8841 4888

jellisraig.com.au

Data is current as of PDF generation date 01/09/2025

* Updated Quarterly for the past 12 months

^ Updated daily for the past quarter

~ Updated daily: 33 recent results.

This publication contains data, analytics, statistics and other information supplied by PROPERTYDATAONLINE PTY LTD (PropertyData). The data provided in this publication is of a general nature and should not be construed as specific advice or relied upon in lieu of appropriate professional advice.

PropertyData relies upon data supplied by third parties and while the data is checked and reviewed, PropertyData does not warrant the accuracy or completeness of the information to the full extent permitted by the law and excludes all loss or damage howsoever arising (including through negligence) in connection with the data supplied by PropertyData. The State of Victoria owns the copyright in the Property Sales Data and reproduction of that data in any way without the consent of the State of Victoria will constitute a breach of the Copyright Act 1968 (cth). The State of Victoria does not warrant the accuracy or completeness of the Property Sales Data and any person using or relying upon such information does so on the basis that the State of Victoria accepts no responsibility or liability whatsoever for any errors, faults, defects or omissions in the information supplied.