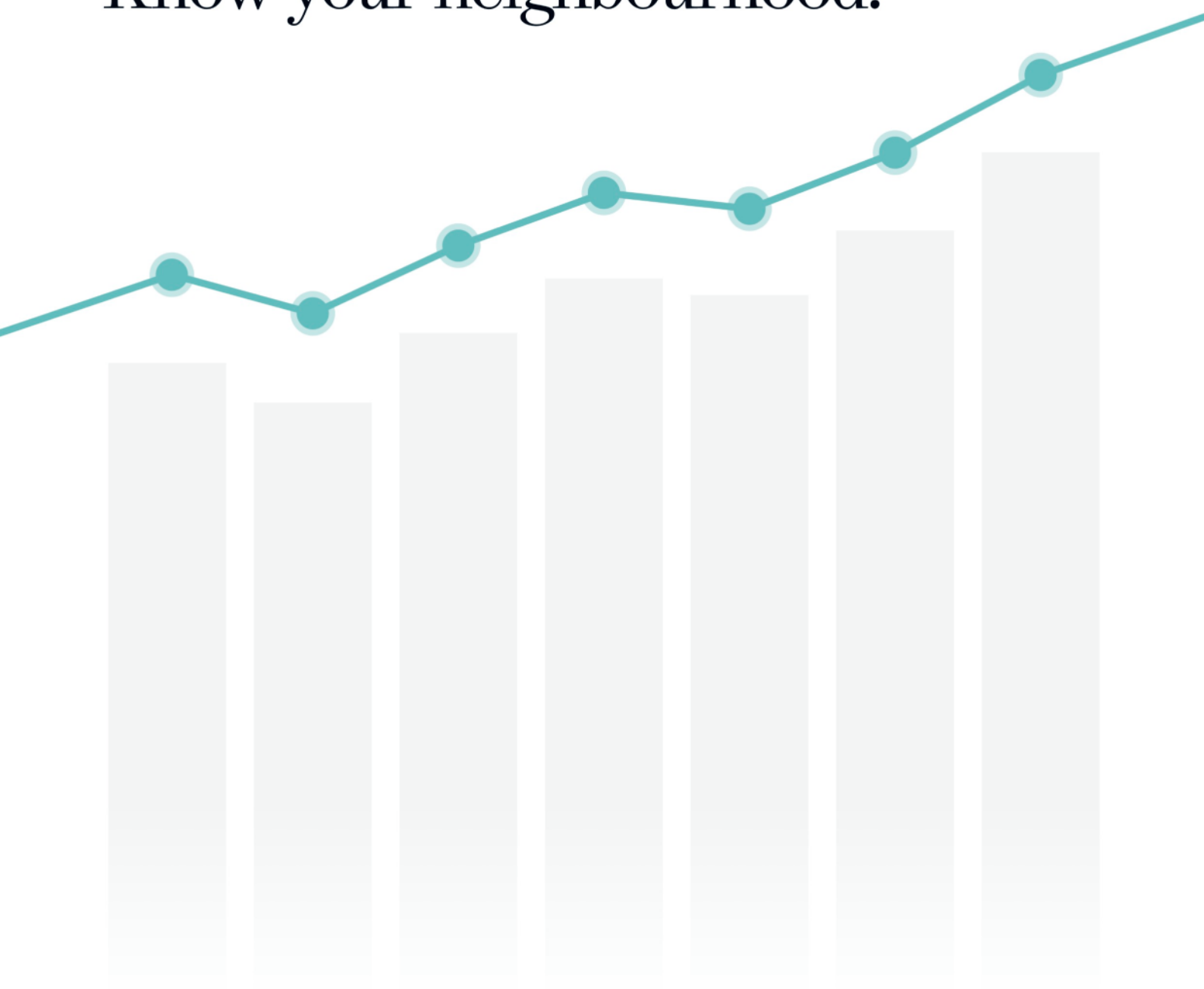


Suburb Report

Know your neighbourhood.



Property Prices

Median House Price*

Median

\$1.47m

Quarterly Price Change

-1.93% ↓

Median Unit Price*

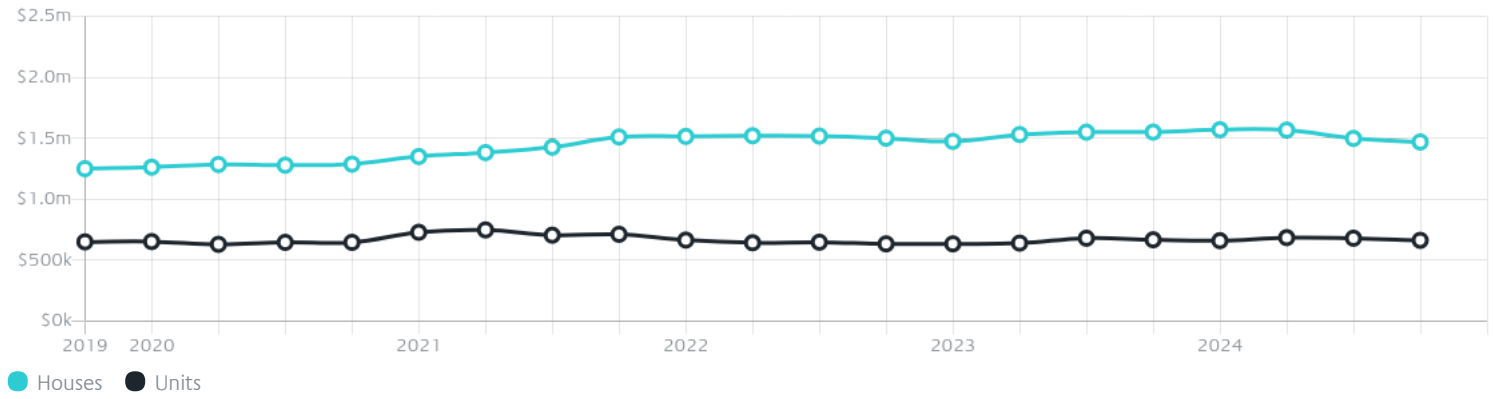
Median

\$663k

Quarterly Price Change

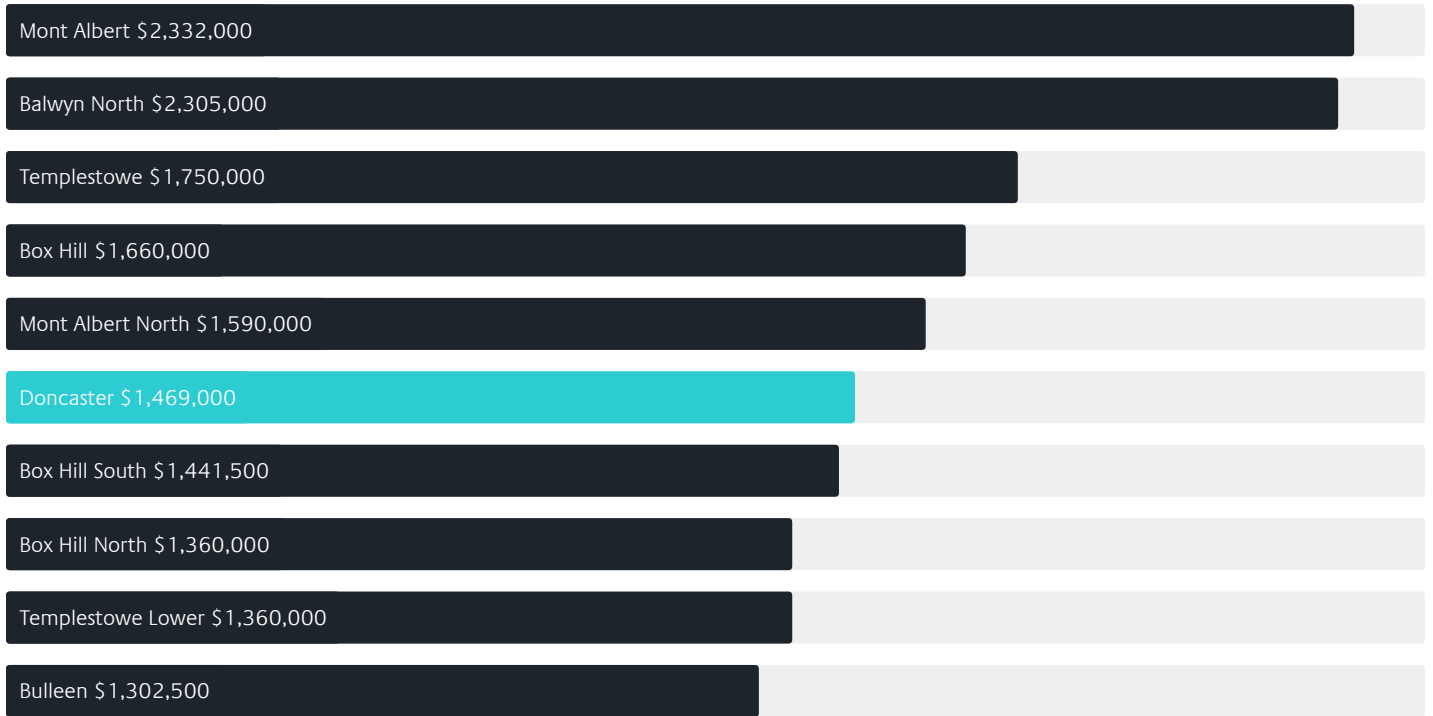
-2.57% ↓

Quarterly Price Change*

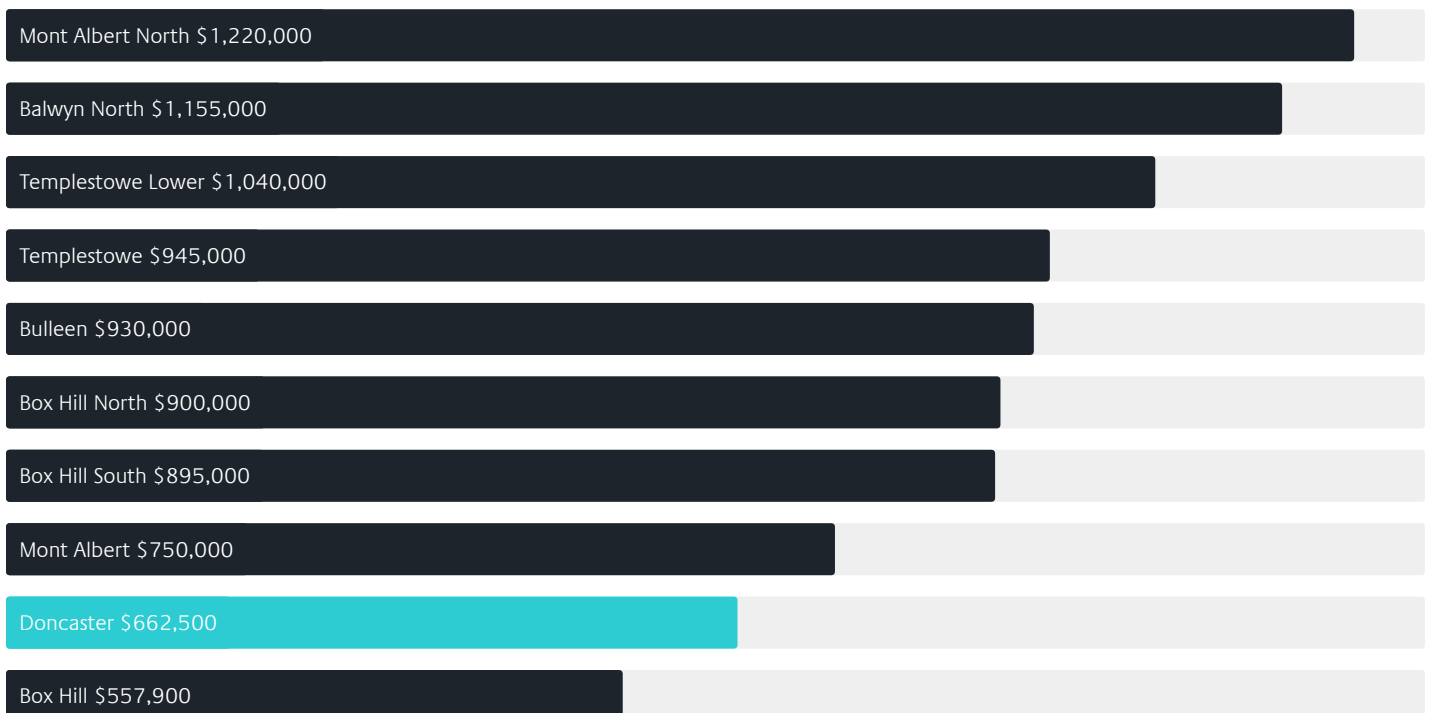


Surrounding Suburbs

Median House Sale Price*



Median Unit Sale Price*



Sales Snapshot

Sale Method^{*}



● Auction 52%
● Private 48%

Auction Clearance Rate^{*}

69.57%

Median Days on Market[^]

30 days

Average Hold Period^{*}

5.3 years

Insights

Dwelling Type[^]



● Houses 53% ● Units 47%

Ownership[^]



● Owned Outright 42% ● Mortgaged 30% ● Rented 28%

Population[^]

25,020

Median Asking Rent per week^{*}

\$740

Population Growth[^]

19.45%

Rental Yield^{*}

2.51%

Median Age[^]













40 years

Median Household Size[^]













2.4 people

Sold Properties~













Discover a snapshot of the most recent results for this suburb, to view the full 12 months of sales history, please go to jellisraig.com.au/suburbinsights

Address	Bedrooms	Type	Price	Sold
 211/8 Hepburn Rd Doncaster	3	Apartment	\$710,000	28 Jan 2025
 5/2 Malcolm Cr Doncaster	3	Unit	\$906,000	25 Jan 2025
 16 Harvest Ct Doncaster	3	Townhouse	\$788,000	24 Jan 2025
 1/19 Firth St Doncaster	2	Apartment	\$512,000	24 Jan 2025
 38a Windella Qdrnt Doncaster	4	Unit	\$1,100,000	20 Jan 2025
 23b Buckingham Cr Doncaster	3	Townhouse	\$1,350,000	18 Jan 2025
 507/5 Elgar Ct Doncaster	2	Apartment	\$545,000	14 Jan 2025
 1/23 Carawatha Rd Doncaster	2	Apartment	\$670,000	28 Dec 2024
 303/1 Grosvenor St Doncaster	2	Apartment	\$541,000	23 Dec 2024
 11/339 George St Doncaster	4	Flat/Unit/Apartment	\$700,000	23 Dec 2024
 2 Blair St Doncaster	6	House	\$1,770,000	20 Dec 2024
 17a Curnola Av Doncaster	4	Townhouse	\$1,350,000	18 Dec 2024

Sold Properties~

Address	Bedrooms	Type	Price	Sold
 219/632 Doncaster Rd Doncaster	2	Apartment	\$500,000	18 Dec 2024
 161 High St Doncaster	3	House	\$1,150,000	18 Dec 2024
 33 Coolabah St Doncaster	5	House	\$3,310,000	17 Dec 2024
 59 Wetherby Rd Doncaster	4	House	\$1,765,000	14 Dec 2024
 18a Glenfern Av Doncaster	4	House	\$1,760,000	14 Dec 2024
 11 Chapel Ct Doncaster	4	House	\$1,520,000	14 Dec 2024
 1/37 Frederick St Doncaster	3	House	\$1,050,000	14 Dec 2024
 301/330 Manningham Rd Doncaster	2	Apartment	\$567,000	11 Dec 2024
 6 Dianella St Doncaster	4	House	\$1,270,000	11 Dec 2024
 12/316 Manningham Rd Doncaster	2	Apartment	\$775,000	11 Dec 2024
 2 Goulburn Pl Doncaster	5	House	\$1,820,000	11 Dec 2024
 70 Board St Doncaster	3	House	\$1,260,000	10 Dec 2024

Sold Properties~

Address	Bedrooms	Type	Price	Sold
 85 The Boulevard Doncaster	5	House	\$1,900,000	10 Dec 2024
 416/101 Tram Rd Doncaster	1	Apartment	\$320,000	10 Dec 2024
 203/1 Grosvenor St Doncaster	2	Apartment	\$520,888	08 Dec 2024
 20 Roseville Av Doncaster	4	House	\$1,400,000	07 Dec 2024
 5/5 Thomas Ct Doncaster	3	Townhouse	\$1,051,000	07 Dec 2024
 903/20 Hepburn Rd Doncaster	2	Apartment	\$526,000	06 Dec 2024
 1 Penfolds Rise Doncaster	5	House	\$1,650,000	06 Dec 2024
 1/142 Ayr St Doncaster	5	Townhouse	\$1,438,000	06 Dec 2024
 507/91-93 Tram Rd Doncaster	1	Unit	\$340,000	05 Dec 2024
 1&2/16 Victoria St Doncaster	5	Block of Units	\$1,380,000	05 Dec 2024
 122 High St Doncaster	4	House	\$1,300,000	03 Dec 2024
 304/721 Elgar Rd Doncaster	2	Apartment	\$419,000	02 Dec 2024



Doncaster Office
Level 1 / 1006 Doncaster Road, Doncaster
03 8841 4888

jelliscraig.com.au

Data is current as of PDF generation date 01/02/2025

* Updated Quarterly for the past 12 months

^ Updated daily for the past quarter

~ Updated daily: 33 recent results.

This publication contains data, analytics, statistics and other information supplied by PROPERTYDATAONLINE PTY LTD (PropertyData). The data provided in this publication is of a general nature and should not be construed as specific advice or relied upon in lieu of appropriate professional advice.

PropertyData relies upon data supplied by third parties and while the data is checked and reviewed, PropertyData does not warrant the accuracy or completeness of the information to the full extent permitted by the law and excludes all loss or damage howsoever arising (including through negligence) in connection with the data supplied by PropertyData. The State of Victoria owns the copyright in the Property Sales Data and reproduction of that data in any way without the consent of the State of Victoria will constitute a breach of the Copyright Act 1968 (cth). The State of Victoria does not warrant the accuracy or completeness of the Property Sales Data and any person using or relying upon such information does so on the basis that the State of Victoria accepts no responsibility or liability whatsoever for any errors, faults, defects or omissions in the information supplied.